

# 2025 PORTLAND TIMBERS

- MLS Standings
- MLS Playoffs
- Team Statistics
- MLS Awards
- MLS League Leaders
- MLS Attendance/Hat Tricks
- US Open Cup
- Leagues Cup
- CONCACAF Champions Cup
- Roster
- Splits
- Game Logs
- Scoring Log/Multi-Goal Games
- Monthly Log/Cascadia Cup
- Minutes Log
- Cautions Log/Position Chart
- Game Log
- Lineup Chart
- Advanced Stats
- All Competitions Player Statistics
- MLS Regular Season Player Statistics
- Leagues Cup Player Statistics
- US Open Cup Player Statistics
- MLS Playoff Player Statistics
- Box scores

## TIMBERS PAST DECADE (2016-2025)

Year	Head Coach	GP	W - D - L	Pts	Pts%	PPG	Finish (ovl)	Playoffs	USOC	Other
2016	Caleb Porter	34	12 - 8 - 14	44	.430	1.29	7 <sup>th</sup> West (12)	-	R16	CCL-GS
2017	Caleb Porter	34	15 - 8 - 11	53	.520	1.56	1 <sup>st</sup> West (6)	Lost West SF	R4	-
2018	Giovanni Savarese	34	15 - 9 - 10	54	.530	1.59	2 <sup>nd</sup> West (8)	Lost MLS Cup	QF	-
2019	Giovanni Savarese	34	14 - 7 - 13	49	.480	1.44	6 <sup>th</sup> West (11)	Lost Round 1	SF	-
2020	Giovanni Savarese	23	11 - 6 - 6	39	.567	1.70	3 <sup>rd</sup> West (8)	Lost Round 1	-	MLSBack-Won
2021	Giovanni Savarese	34	17 - 4 - 13	55	.539	1.62	4 <sup>th</sup> West (5)	Lost MLS Cup	-	CCL-QF
2022	Giovanni Savarese	34	11 - 13 - 10	46	.451	1.35	8 <sup>th</sup> West (16)	-	R32	-
2023	G Savarese/M Joseph	34	11 - 10 - 13	43	.422	1.26	10 <sup>th</sup> West (18)	-	R32	LC-R32
2024	Phil Neville	34	12 - 11 - 11	47	.461	1.38	9 <sup>th</sup> West (14)	Lost Wild Card	-	LC-R32
2025	Phil Neville	34	11 - 11 - 12	44	.431	1.29	8 <sup>th</sup> West (17)	Lost Round 1	R16	LC-GS
<b>10 Year Totals</b>		<b>329</b>	<b>129 - 87 - 113</b>	<b>474</b>	<b>.480</b>	<b>1.44</b>	<b>(5.8/11.5 avg)</b>	<b>-</b>		<b>(MLSB Champ)</b>

## 2025 MAJOR LEAGUE SOCCER STANDINGS

### EASTERN CONFERENCE

Rk	Team	W	D	L	PTS	GF	GA	GD	HOME	ROAD	xG	xGA	xGD	LEADING SCORER
1	Philadelphia Union	20	6	8	66	57	35	+22	12-4-1	8-2-7	58.2	39.9	+18.3	16 - T Baribo
2	FC Cincinnati	20	5	9	65	52	40	+12	9-3-5	11-2-4	44.5	51.4	-6.9	18 - Evander
3	Inter Miami	19	8	7	65	81	55	+26	11-3-3	8-5-4	68.6	49.8	+18.9	29 - L Messi
4	Charlotte FC	19	2	13	59	55	46	+9	13-1-3	6-1-10	49.5	53.2	-3.7	11 - I Markovich
5	New York City FC	17	5	12	56	50	44	+6	11-0-6	6-5-6	50.2	43.9	+6.2	17 - A Martinez
6	Nashville SC	16	6	12	54	58	45	+13	11-3-3	5-3-9	60.3	41.8	+18.5	24 - S Surridge
7	Columbus Crew	14	12	8	54	55	51	+4	9-5-3	5-7-5	54.8	48.5	+6.3	16 - D Rossi
8	Chicago Fire	15	8	11	53	68	60	+8	6-6-5	9-2-6	55.3	54.5	+0.7	17 - H Cuypers
9	Orlando City	14	11	9	53	63	51	+12	8-4-5	6-7-4	60.4	48.2	+12.2	16 - M Ojeda
10	New York Red Bulls	12	7	15	43	48	47	+1	10-3-4	2-4-11	46.3	51.1	-4.8	17 - E Choupo-Moting
11	NE Revolution	9	9	16	36	44	51	-7	4-4-9	5-5-7	43.3	51.4	-8.0	10 - C Gil
12	Toronto FC	6	14	14	32	37	44	-7	3-7-7	3-7-7	33.6	50.7	-17.1	6 - T Corbeau
13	CF Montreal	6	10	18	28	34	60	-26	2-6-9	4-4-9	42.2	51.5	-9.3	13 - P Owusu
14	Atlanta United	5	13	16	28	38	63	-25	4-8-5	1-5-11	44.8	50.1	-5.4	7 - E Lath
15	DC United	5	11	18	26	30	66	-36	2-7-8	3-4-10	36.6	50.8	-14.2	9 - C Benteke

### WESTERN CONFERENCE

Rk	Team	W	D	L	PTS	GF	GA	GD	HOME	ROAD	xG	xGA	xGD	LEADING SCORER
1	San Diego FC	19	6	9	63	64	41	+23	7-5-5	12-1-4	54.4	46.4	+8.0	19 - A Dreyer
2	Vancouver Whitecaps	18	9	7	63	66	38	+28	10-4-3	8-5-4	63.1	37.3	+25.7	16 - B White
3	Los Angeles FC	17	9	8	60	65	40	+25	11-2-4	6-7-4	60.1	34.7	+25.4	24 - D Bouanga
4	Minnesota United	16	10	8	58	56	39	+17	8-4-5	8-6-3	46.9	45.8	+1.1	10 - T Oluwaseyi
5	Seattle Sounders	15	10	9	55	58	48	+10	10-6-1	5-4-8	58.0	43.2	+14.8	14 - D Musovski
6	Austin FC	13	8	13	47	37	45	-8	7-7-3	6-1-10	41.8	49.2	-7.4	7 - O Wolff
7	FC Dallas	11	11	12	44	52	55	-3	6-3-8	5-8-4	47.4	49.9	-2.4	18 - P Musa
8	Portland Timbers	11	11	12	44	41	48	-7	7-6-4	4-5-8	41.5	53.2	-11.7	7 - Antony/Kelsy
9	Real Salt Lake	12	5	17	41	38	49	-11	9-1-7	3-4-10	41.8	57.0	-15.2	9 - D Luna
10	San Jose Earthquakes	11	8	15	41	60	63	-3	5-6-6	6-2-9	63.4	57.0	+6.4	14 - J Martinez
11	Colorado Rapids	11	8	15	41	44	56	-12	8-4-5	3-4-10	52.1	57.8	-5.8	12 - R Navarro
12	Houston Dynamo	9	10	15	37	43	56	-13	5-3-9	4-7-6	43.7	49.0	-5.3	10 - E Ponce
13	St Louis City	8	8	18	32	44	58	-14	4-6-7	4-2-11	52.5	57.3	-4.9	10 - Klauss
14	Los Angeles Galaxy	7	9	18	30	46	66	-20	7-2-8	0-7-10	46.8	58.6	-11.8	10 - J Paintsil
15	Sporting Kansas City	7	7	20	28	46	70	-24	4-5-8	3-2-12	42.1	70.6	-28.6	18 - D Joveljic

Supporters' Shield Winner

Regular Season Conference  
Champion

Round One Playoff Spot

Wild Card Playoff Spot

#### TOP HALF OF MLS

Pos	Team	W	L	T	GF	GA	GD	Pts
1	Philadelphia Union	20	8	6	57	35	+22	66
2	FC Cincinnati	20	9	5	52	40	+12	65
3	Inter Miami	19	7	8	81	55	+26	65
4	San Diego FC	19	9	6	64	41	+23	63
5	Vancouver Whitecaps	18	7	9	66	38	+28	63
6	Los Angeles FC	17	8	9	65	40	+25	60
7	Charlotte FC	19	13	2	55	46	+9	59
8	Minnesota United	16	8	10	56	39	+17	58
9	New York City FC	17	12	5	50	44	+6	56
10	Seattle Sounders	15	9	10	58	48	+10	55
11	Nashville SC	16	12	6	58	45	+13	54
12	Columbus Crew	14	8	12	55	51	+4	54
13	Chicago Fire	15	11	8	68	60	+8	53
14	Orlando City	14	9	11	63	51	+12	53
15	Austin FC	13	13	8	37	45	-8	47

#### BOTTOM HALF OF MLS

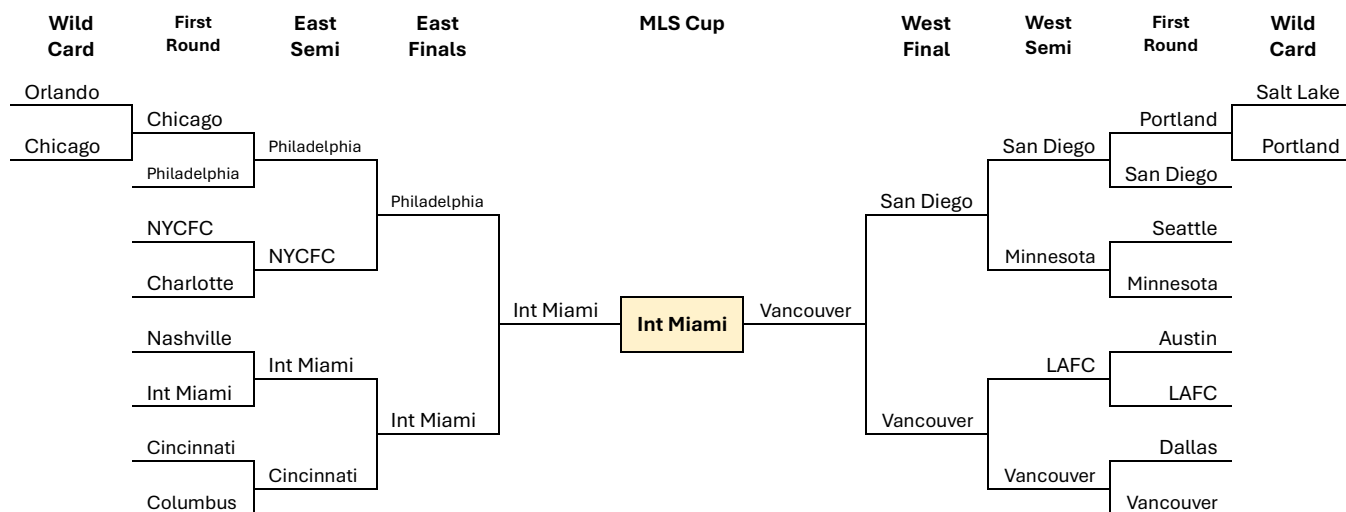
Pos	Team	W	L	T	GF	GA	GD	Pts
16	FC Dallas	11	12	11	52	55	-3	44
17	Portland Timbers	11	12	11	41	48	-7	44
18	New York Red Bulls	12	15	7	48	47	+1	43
19	Real Salt Lake	12	17	5	38	49	-11	41
20	San Jose Earthquakes	11	15	8	60	63	-3	41
21	Colorado Rapids	11	15	8	44	56	-12	41
22	Houston Dynamo	9	15	10	43	56	-13	37
23	New England Revolution	9	16	9	44	51	-7	36
24	St. Louis City	8	18	8	44	58	-14	32
25	Toronto FC	6	14	14	37	44	-7	32
26	LA Galaxy	7	18	9	46	66	-20	30
27	Sporting Kansas City	7	20	7	46	70	-24	28
28	CF Montréal	6	18	10	34	60	-26	28
29	Atlanta United	5	16	13	38	63	-25	28
30	D.C. United	5	18	11	30	66	-36	26

#### CONCACAF Champions Cup Qualifiers

Philadelphia Union (Supporters' Shield Winner)  
 Vancouver Whitecaps (Canadian Championship Winner)  
 Seattle Sounders (Leagues Cup Winner)  
 Nashville SC (US Open Cup Winner)

Los Angeles Galaxy (Third Place in Leagues Cup)  
 San Diego FC (Western Conference Regular Season Winner)  
 Inter Miami (Runners Up in Leagues Cup)  
 FC Cincinnati (Highest ranked not already qualified)

## 2025 MLS CUP PLAYOFFS



### EASTERN CONFERENCE

#### WILD CARD

10/22 – CHICAGO 3, Orlando City 1

#### FIRST ROUND

**Philadelphia Union def Chicago Fire 2-0**

10/26 – PHILADELPHIA 2, Chicago 2 (PK 4-2)

11/1 – Philadelphia 3, CHICAGO 0

**New York City FC def Charlotte FC 2-1**

10/28 – New York City FC 1, CHARLOTTE FC 0

11/1 – Charlotte FC 0, NEW YORK CITY FC 0 (PK 7-6)

11/7 – New York City FC 3, CHARLOTTE FC 1

**Inter Miami def Nashville SC 2-1**

10/24 – INTER MIAMI 3, Nashville 1

11/1 – NASHVILLE 2, Inter Miami 1

11/8 – INTER MIAMI 4, Nashville 0

**FC Cincinnati def Columbus Crew 2-1**

10/27 – FC CINCINNATI 1, Columbus 0

11/2 – COLUMBUS 4, FC Cincinnati 0

11/8 – FC CINCINNATI 2, Columbus 1

#### EAST SEMIFINAL

11/22 – New York City FC 1, PHILADELPHIA 0

11/22 – Inter Miami 4, FC CINCINNATI 0

#### EAST FINAL

11/29 – INTER MIAMI 5, New York City FC 1

### WESTERN CONFERENCE

#### WILD CARD

10/22 – PORTLAND 3, Real Salt Lake 1

#### FIRST ROUND

**San Diego FC def Portland Timbers 2-1**

10/26 – SAN DIEGO 2, Portland 1

11/1 – PORTLAND 2, San Diego 2 (PK 3-2)

11/9 – SAN DIEGO 4, Portland 0

**Minnesota United def Seattle Sounders 2-1**

10/27 – MINNESOTA UNITED 0, Seattle 0 (PK 3-2)

11/3 – SEATTLE 4, Minnesota United 2

11/8 – MINNESOTA UNITED 3, Seattle 3 (PK 7-6)

**Los Angeles FC def Austin FC 2-0**

10/29 – LOS ANGELES FC 2, Austin FC 1

11/2 – Los Angeles FC 4, AUSTIN FC 1

**Vancouver Whitecaps def FC Dallas 2-0**

10/26 – VANCOUVER 3, FC Dallas 0

11/1 – Vancouver 1, FC DALLAS 1 (PK 4-2)

#### WEST SEMIFINAL

11/22 – SAN DIEGO 1, Minnesota United 0

11/22 – VANCOUVER 2, Los Angeles FC 2 (PK 4-3)

#### WEST FINAL

11/29 – Vancouver 3, SAN DIEGO 1



### MLS CUP

December 6, 2025  
at Chase Stadium in Fort Lauderdale, FL

Inter Miami 3, Vancouver 1

**CUP MVP:** Lionel Messi, Inter Miami



## MLS TEAM STATISTICS

Team	#Pl	Age	Poss%	Gls	Ast	PKs	YC	RC	Sh	SOT	Sh% OG	GOALKEEPING							
												#Pl	GA	GAA	SOT	Sv	Sv%	CS	
Philadelphia Union	29	26.1	48.5%	56	44	2-4	90	4	521	167	10.7%	0	2	35	1.03	105	70	71.4%	14
FC Cincinnati	31	28.0	49.1%	52	38	3-3	65	2	464	185	11.2%	2	2	40	1.18	141	102	74.5%	11
Inter Miami	30	29.6	56.7%	81	65	2-4	80	4	451	190	18.0%	1	3	55	1.62	159	105	66.0%	6
San Diego FC	32	27.0	60.8%	64	53	5-6	62	1	441	159	14.5%	2	2	41	1.21	138	98	74.6%	11
Vancouver W'caps	32	26.3	53.4%	65	47	8-11	70	3	479	161	13.6%	0	1	38	1.12	122	83	72.1%	13
Los Angeles FC	34	29.2	52.1%	65	38	7-9	56	2	462	180	14.1%	2	3	40	1.18	113	75	67.3%	12
Charlotte	28	28.9	48.2%	54	38	4-5	67	3	353	133	15.3%	0	2	46	1.35	179	132	78.8%	13
Minnesota Utd	31	27.7	39.7%	52	40	4-4	63	0	405	156	12.8%	3	3	39	1.15	158	121	77.2%	10
New York City FC	25	26.6	54.0%	49	35	5-7	63	1	419	138	11.7%	4	2	44	1.29	142	101	71.1%	9
Seattle Sounders	29	28.4	53.3%	56	46	4-5	59	6	472	163	11.9%	4	2	48	1.41	149	105	72.5%	9
Nashville SC	25	29.4	50.9%	57	41	8-11	59	1	453	184	12.6%	1	1	45	1.32	136	90	69.1%	9
Columbus Crew	27	27.5	58.5%	52	35	5-5	47	1	440	157	11.8%	1	3	51	1.50	136	86	64.0%	5
Chicago Fire	28	26.9	49.1%	67	52	5-6	69	3	458	182	14.6%	3	2	60	1.77	159	100	66.7%	6
Orlando City	27	28.2	47.8%	63	46	3-3	72	4	548	190	11.5%	1	2	51	1.50	161	111	70.8%	8
Austin FC	22	28.7	47.0%	35	27	1-2	76	1	376	118	9.3%	2	1	45	1.32	171	127	76.6%	9
FC Dallas	31	27.4	41.2%	51	33	3-5	79	5	361	134	14.1%	1	3	55	1.62	167	113	71.9%	6
Portland Timbers	27	26.7	50.2%	37	31	3-4	67	1	409	142	9.0%	1	2	48	1.41	166	116	72.9%	7
New York Red Bulls	28	27.1	51.4%	46	31	7-8	82	3	385	127	11.9%	2	3	47	1.38	151	105	70.2%	10
Real Salt Lake	29	26.6	52.1%	35	24	2-3	92	6	484	152	7.2%	2	1	49	1.44	142	91	69.0%	7
SJ Earthquakes	30	28.7	50.5%	58	41	5-5	86	4	519	182	11.2%	2	2	63	1.85	172	111	64.5%	5
Colorado Rapids	34	26.4	45.7%	43	28	7-11	61	2	396	124	10.9%	4	3	56	1.65	181	128	70.2%	7
Houston Dynamo	32	27.6	50.5%	41	31	4-4	88	5	414	122	9.9%	1	4	56	1.65	144	88	63.2%	10
NE Revolution	27	27.1	49.8%	40	27	5-5	70	1	405	142	9.9%	1	2	51	1.50	153	103	69.3%	10
St. Louis City	34	27.9	47.2%	43	31	4-4	68	4	481	152	8.9%	2	2	58	1.71	177	120	71.8%	6
Toronto FC	31	28.6	45.9%	33	22	2-3	65	1	334	114	9.9%	0	2	44	1.29	161	116	75.2%	7
Los Angeles Galaxy	27	27.9	54.2%	46	32	3-3	73	3	409	151	11.2%	3	3	66	1.94	162	98	61.1%	3
CF Montréal	34	24.4	48.7%	34	24	3-4	79	2	383	135	8.9%	0	3	60	1.76	171	111	64.9%	4
Atlanta United	34	29.1	50.4%	34	25	4-4	65	0	392	123	8.7%	0	2	63	1.85	179	116	68.2%	4
Sporting KC	25	26.6	48.0%	42	30	6-7	69	3	390	126	10.8%	2	1	70	2.06	187	118	66.3%	4
D.C. United	29	27.0	45.1%	30	20	2-3	91	4	368	119	8.2%	2	3	66	1.94	177	113	65.0%	4

### LEAGUE LEADERS

<b>MINUTES</b>	3060	Five Players	
<b>GOALS</b>	29	Lionel Messi	Inter Miami
<b>ASSISTS</b>	17	Anders Dreyer	San Diego FC
<b>GOALS+ASSISTS</b>	45	Lionel Messi	Inter Miami
<b>SHOTS</b>	155	Lionel Messi	Inter Miami
<b>SHOTS ON TARGET</b>	69	Lionel Messi	Inter Miami
<b>YELLOW CARDS</b>	13	Edwin Cerrillo	LA Galaxy
<b>RED CARDS</b>	2	Five Players	
<b>CLEAN SHEETS</b>	13	Yohei Takaoka	Vancouver
<b>SAVES</b>	127	Brad Stuver	Austin FC
<b>GOAL AGST AVG</b>	0.84	Andre Blake	Philadelphia
<b>SAVE PCT</b>	.799	Dayne St Clair	Minnesota United

### MLS NOTABLES

<b>Matches Played</b>	510
<b>Goals Scored</b>	1530 (3.00 per match)
<b>Biggest Home Win</b>	NY Red Bulls 7, LA Galaxy 0 (5/10) Vancouver 7, Philadelphia 0 (9/13)
<b>Biggest Away Win</b>	Chicago 7, DC United 1 (6/7)
<b>Highest Scoring</b>	Nashville 7, Chicago 2 (4/26) Columbus 5, Atlanta United 4 (9/13)
<b>Longest Winning Run</b>	9 (Charlotte, 7/12-9/13)
<b>Longest Unbeaten Run</b>	12 (Orlando City, 3/15-5/24) 12 (Nashville, 4/26-7/5)
<b>Longest Winless Run</b>	16 (LA Galaxy, 2/23-5/28)
<b>Longest Losing Run</b>	5 (three times)
<b>Highest Attendance</b>	65,520 (CF Montreal @ Atlanta Utd, 2/22)
<b>Total Attendance</b>	11,094,594 (21,754 avg)

## MLS AWARDS

<b>MOST VALUABLE PLAYER</b>	Lionel Messi	Inter Miami	<b>MLS BEST XI</b>		
<b>DEFENDER OF THE YEAR</b>	Tristan Blackmon	Vancouver	Forward	Anders Dreyer	San Diego FC
<b>GOALKEEPER OF THE YEAR</b>	Dayne St Clair	Minnesota United	Forward	Denis Bouanga	Los Angeles FC
<b>COACH OF THE YEAR</b>	Bradley Carnell	Philadelphia Union	Forward	Lionel Messi	Inter Miami
<b>YOUNG PLAYER OF THE YEAR</b>	Alex Freeman	Orlando City	Midfielder	Sebastian Berhalter	Vancouver
<b>NEWCOMER OF THE YEAR</b>	Anders Dreyer	San Diego FC	Midfielder	Evander	FC Cincinnati
<b>COMEBACK PLYR OF THE YEAR</b>	Nick Hagglund	FC Cincinnati	Midfielder	Cristian Rolden	Seattle
<b>GOLDEN BOOT</b>	Lionel Messi	Inter Miami	Defender	Tristan Blackmon	Vancouver
<b>REFEREE OF THE YEAR</b>	Drew Fischer		Defender	Alex Freeman	Orlando City
<b>AST REFEREE OF THE YEAR</b>	Cory Richardson		Defender	Jakob Glesnes	Philadelphia
<b>GOAL OF THE YEAR</b>	Son Heung-min	Los Angeles FC	Defender	Kai Wagner	Philadelphia
<b>SAVE OF THE YEAR</b>	Roman Celentano	FC Cincinnati	Goalkeeper	Dayne St Clair	Minnesota United

## MLS LEAGUE LEADERS

### MINUTES

1. Joe Willis, Nashville SC	3060
Yohei Takaoka, Vancouver	3060
Brad Stuver, Austin FC	3060
John Pulskamp, Sporting KC	3060
Rafael Cabral, Real Salt Lake	3060
6. Carles Gil, New England	3054
7. Marcel Hartel, St. Louis City	3022
8. Anders Dreyer, San Diego FC	3019
9. Justin Haak, New York City FC	3008
10. Hany Mukhtar, Nashville SC	2997

### GOALS + ASSISTS

1. Lionel Messi, Inter Miami	45
2. Anders Dreyer, San Diego FC	36
3. Evander, FC Cincinnati	32
4. Denis Bouanga, Los Angeles FC	31
5. Philip Zinckernagel, Chicago	27
Sam Surridge, Nashville SC	27
7. Martin Ojeda, Orlando City	25
8. Petar Musa, FC Dallas	24
Hany Mukhtar, Nashville SC	24
10. Eric Maxim Choupo-Moting, NY Red Bulls	21
Pep Biel, Charlotte	21
Djordje Mihailovic, Colorado/Toronto	21

### PENALTY KICKS MADE

1. Denis Bouanga, Los Angeles FC	7
2. Eric Maxim Choupo-Moting, NY Red Bulls	5
Carles Gil, New England	5
Dejan Joveljić, Sporting KC	5
Alonso Martínez, New York City FC	5
Sam Surridge, Nashville SC	5
7. Djordje Mihailovic, 2 squads	4
Thomas Müller, Vancouver	4
9. 12 Players	3

### YELLOW CARDS

1. Edwin Cerrillo, LA Galaxy	13
2. Rodrigo Schlegel, Orlando City	11
Wilfried Zaha, Charlotte	11
4. Franco Escobar, Houston	10
Bartosz Slisz, Atlanta Utd	10
Édier Ocampo, Vancouver	10
Jakob Glesnes, Philadelphia	10
Reggie Cannon, Colorado Rapids	10
Nicolás Romero, Minnesota Utd	10
Brandt Bronico, Charlotte	10
Aaron Herrera, D.C. United	10

### GOALS

1. Lionel Messi, Inter Miami	29
2. Denis Bouanga, Los Angeles FC	24
Sam Surridge, Nashville SC	24
4. Anders Dreyer, San Diego FC	19
5. Evander, FC Cincinnati	18
Petar Musa, FC Dallas	18
7. Sam Surridge, Sporting KC	18
8. Eric Maxim Choupo-Moting, NY Red Bulls	17
Alonso Martínez, New York City FC	17
Hugo Cuypers, Chicago	17

### SHOTS

1. Lionel Messi, Inter Miami	157
2. Denis Bouanga, Los Angeles FC	139
3. Cristian Arango, San Jose	125
4. Hany Mukhtar, Nashville SC	124
5. Evander, FC Cincinnati	115
6. Gabriel Chaves, LA Galaxy	111
7. Sam Surridge, Nashville SC	106
8. Martin Ojeda, Orlando City	105
9. Anders Dreyer, San Diego FC	104
10. Marco Pašalić, Orlando City	101
Alonso Martínez, New York City FC	101

### FOULS COMMITED

1. Ezequiel Ponce, Houston	71
2. Prince Owusu, CF Montréal	68
3. Bruno Damiani, Philadelphia	67
4. Sergi Palencia, Los Angeles FC	61
5. Andrés Cubas, Vancouver	60
6. Besard Sabovic, Austin FC	58
7. Edvard Sandvik Tagseth, Nashville SC	55
8. Athassan Yusuf, New England	54
Joaquín Pereyra, Minnesota Utd	54
10. David Schnegg, D.C. United	53
Philip Zinckernagel, Chicago	53
Edwin Cerrillo, LA Galaxy	53

### RED CARDS

1. Nouhou Tolo, Seattle	2
2. Tomás Avilés, Inter Miami	2
Olwethu Makhanya, Philadelphia	2
Aaron Herrera, D.C. United	2
Diego Luna, Real Salt Lake	2
6. 70 Players	1

### ASSISTS

1. Anders Dreyer, San Diego FC	17
2. Lionel Messi, Inter Miami	16
3. Evander, FC Cincinnati	14
4. Philip Zinckernagel, Chicago	12
5. Pep Biel, Charlotte	11
Jordi Alba, Inter Miami	11
7. Luis Suárez, Inter Miami	10
Sebastian Berhalter, Vancouver	10
Kai Wagner, Philadelphia	10
10. Martin Ojeda, Orlando City	9
Carles Gil, New England	9

### SHOTS ON TARGET

1. Denis Bouanga, Los Angeles FC	72
2. Lionel Messi, Inter Miami	71
3. Hany Mukhtar, Nashville SC	64
4. Evander, FC Cincinnati	53
5. Sam Surridge, Nashville SC	52
6. Anders Dreyer, San Diego FC	49
7. Alonso Martínez, New York City FC	47
8. Diego Rossi, Columbus	44
Gabriel Chaves, LA Galaxy	44
10. Hugo Cuypers, Chicago	43
Cristian Arango, San Jose	43

### FOULS SUFFERED

1. Wilfried Zaha, Charlotte	122
2. Carles Gil, New England	101
3. Bruno Damiani, Philadelphia	74
4. Rafael Navarro, Colorado Rapids	66
5. Dániel Gazdag, 2 squads	64
Joseph Paintsil, LA Galaxy	64
7. Prince Owusu, CF Montréal	62
8. Magomed-Shapi Suleymanov, Sporting KC	61
9. Five Players	57

### PASS COMPLETION PERCENTAGE

1. Darlington Nagbe, Columbus	95.8%
2. Ian Pitcher, San Diego FC	94.8%
3. Aaron Long, Los Angeles FC	94.6%
4. Jackson Ragen, Seattle	93.2%
5. Maximiliano Falcon, Inter Miami	93.2%
6. Maya Yoshida, Los Angeles FC	93.1%
7. Emiro Garces, LA Galaxy	92.8%
8. Sean Zawadzki, Columbus	92.6%
9. Junior Urso, Houston	92.5%
10. Eddie Segura, Los Angeles FC	92.4%

## GOALKEEPER LEADERS

### GOAL AGAINST AVERAGE

1. Andre Blake, Philadelphia	0.84
2. Dayne St. Clair, Minnesota Utd	1.00
3. Hugo Lloris, Los Angeles FC	1.08
4. Yohei Takaoka, Vancouver	1.12
5. Stefan Frei, Seattle	1.19
6. Roman Celentano, FC Cincinnati	1.20
7. C.J. dos Santos, San Diego FC	1.27
8. Andrew Rick, Philadelphia	1.31
9. Brad Stuver, Austin FC	1.32
Sean Johnson, Toronto FC	1.32
Joe Willis, Nashville SC	1.32

### CLEAN SHEETS

1. Yohei Takaoka, Vancouver	13
2. Hugo Lloris, Los Angeles FC	12
Kristijan Kahlina, Charlotte	12
4. Carlos Coronel, NY Red Bulls	10
C.J. dos Santos, San Diego FC	10
Roman Celentano, FC Cincinnati	10
Dayne St. Clair, Minnesota Utd	10
8. Brad Stuver, Austin FC	9
Joe Willis, Nashville SC	9
10. Five Players	8

### SAVES

1. Brad Stuver, Austin FC	128
2. Kristijan Kahlina, Charlotte	123
3. John Pulskamp, Sporting KC	119
4. Dayne St. Clair, Minnesota Utd	112
5. Sean Johnson, Toronto FC	110
6. Pedro Gallese, Orlando City	107
7. Carlos Coronel, NY Red Bulls	100
8. Daniel, San Jose	99
9. Matt Freese, New York City FC	95
10. Zack Steffen, Colorado Rapids	93

### CLEAN SHEETS PERCENTAGE

1. Andrew Rick, Philadelphia	46.2%
2. Yohei Takaoka, Vancouver	38.2%
3. Andre Blake, Philadelphia	38.1%
4. Hugo Lloris, Los Angeles FC	37.5%
Kristijan Kahlina, Charlotte	37.5%
6. Dayne St. Clair, Minnesota Utd	33.3%
C.J. dos Santos, San Diego FC	33.3%
Roman Celentano, FC Cincinnati	33.3%
Aljaž Ivačič, New England	33.3%
10. Carlos Coronel, NY Red Bulls	32.3%

### SAVE PERCENTAGE

1. Dayne St. Clair, Minnesota Utd	80.0%
2. Kristijan Kahlina, Charlotte	77.4%
3. Andre Blake, Philadelphia	76.2%
4. Brad Stuver, Austin FC	76.0%
5. Sean Johnson, Toronto FC	74.7%
6. James Pantemis, Portland Timbers	73.6%
7. Stefan Frei, Seattle	73.3%
8. Roman Celentano, FC Cincinnati	72.9%
9. C.J. dos Santos, San Diego FC	72.3%
10. Yohei Takaoka, Vancouver	71.9%

### PENALTY KICK SAVES

1. Rafael Cabral, Real Salt Lake	4
2. James Pantemis, Portland	3
3. Chris Brady, Chicago	2
Joe Willis, Nashville SC	2
5. 14 Players	1

## MLS ATTENDANCE

Rk	Team	GP	Total	Average	High	Low	Stadium	Capacity
1	Atlanta United	17	704,403	41,435	65,520	38,882	Mercedes-Benz Stadium	42,500 *
2	Seattle Sounders	17	526,882	30,993	32,913	30,041	Lumen Field	37,722 *
3	Charlotte FC	17	492,576	28,975	51,002	26,606	Bank of America Stadium	38,000 *
4	San Diego FC	17	477,091	28,064	34,506	22,361	Snapdragon Stadium	35,000
5	Nashville SC	17	435,502	25,618	30,109	22,549	Geodis Park	30,000
6	FC Cincinnati	17	419,354	24,668	25,513	22,747	TQL Stadium	26,000
7	New England Revolution	17	416,107	24,477	43,293	15,596	Gillette Stadium	20,000 *
8	Chicago Fire	17	398,644	23,450	62,358	16,278	Soldier Field	24,995 *
9	Columbus Crew	17	387,511	22,795	60,614	19,671	Lower.com Field	20,371
10	Portland Timbers	17	380,891	22,405	25,218	20,012	Providence Park	25,218
11	St. Louis City SC	17	373,476	21,969	22,423	17,097	CityPark	22,423
12	Los Angeles FC	17	372,834	21,931	22,937	17,031	Dignity Health Sports Park	27,000
13	Vancouver Whitecaps	17	370,707	21,806	26,741	17,012	BC Place	22,120 *
14	New York City FC	17	367,047	21,591	40,845	17,070	Yankee Stadium	30,321 *
15	Toronto FC	17	362,998	21,353	28,855	14,018	BMO Field	28,351
16	Orlando City	17	349,746	20,573	25,046	17,007	Inter&Co Stadium	25,500
17	Inter Miami CF	17	348,577	20,505	21,550	16,888	Chase Stadium	21,550
18	Los Angeles Galaxy	17	341,146	20,067	25,224	15,345	BMO Stadium	22,000
19	Real Salt Lake	17	336,183	19,775	20,338	18,853	America First Field	20,213
20	New York Red Bulls	17	335,077	19,710	25,219	11,135	Red Bull Arena	25,000
21	San Jose Earthquakes	17	333,432	19,614	50,978	14,147	PayPal Park	18,000
22	Austin FC	17	331,827	19,519	20,738	20,737	Q2 Stadium	20,738
23	Minnesota United FC	17	327,203	19,247	19,784	17,124	Allianz Field	19,400
24	Philadelphia Union	17	311,623	18,331	19,357	15,539	Subaru Park	18,500
25	Houston Dynamo	17	300,781	17,693	20,810	14,266	Shell Energy Stadium	22,039
26	Sporting Kansas City	17	282,261	16,604	18,116	14,867	Children's Mercy Park	18,467
27	D.C. United	17	278,617	16,389	19,365	10,645	Audi Field	20,000
28	CF Montréal	17	274,752	16,162	19,619	15,012	Saputo Stadium	19,619
29	Colorado Rapids	17	270,129	15,890	18,258	14,497	Dick's Sporting Goods Park	18,061
30	FC Dallas	17	187,217	11,013	11,151	11,004	Toyota Stadium	19,096
<b>TOTALS</b>		<b>510</b>	<b>11,094,594</b>	<b>21,754</b>	<b>65,520</b>	<b>10,645</b>		

\* Stadium has a reduced capacity for MLS soccer

## HIGHEST ATTENDANCE

Rk	Home Team	Score	Road Team	Attendance	Date	Stadium
1	Atlanta United	W 3-2	CF Montreal	65,520	February 22	Mercedes-Benz Stadium
2	Chicago Fire	D 0-0	Inter Miami	62,358	April 13	Soldier Field
3	Columbus Crew	L 0-1	Inter Miami	60,614	April 19	Huntington Bank Field
4	Atlanta United	L 2-3	Charlotte	60,005	July 19	Mercedes-Benz Stadium
5	Charlotte FC	W 2-0	Atlanta United	51,002	March 1	Bank of America Stadium
6	San Jose Earthquakes	L 2-4	Los Angeles FC	50,978	September 13	Levi's Stadium
7	Atlanta United	D 1-1	DC United	44,098	October 18	Mercedes-Benz Stadium
8	Atlanta United	D 1-1	San Diego FC	43,499	September 20	Mercedes-Benz Stadium
9	New England Revolution	L 1-2	Inter Miami	43,293	July 9	Gillette Stadium
10	San Jose Earthquakes	D 1-1	Los Angeles Galaxy	42,881	June 28	Stanford Stadium

## HAT TRICKS

G	Player	Team	Opponent	Score	Date
3	Tai Baribo	Philadelphia Union	vs FC Cincinnati	W 4-1	March 1
3	Josef Martínez	San Jose Earthquakes	vs D.C. United	W 6-1	April 6
4	Brian White	Vancouver Whitecaps	vs Austin FC	W 5-1	April 12
4	Sam Surridge	Nashville SC	vs Chicago Fire	W 7-2	April 26
3	Martín Ojeda	Orlando City	vs New England Revolution	D 3-3	May 10
3	Tom Barlow	Chicago Fire	at D.C. United	W 7-1	June 7
3	João Klauss	St. Louis City	vs Los Angeles Galaxy	D 3-3	June 14
3	Sam Surridge	Nashville SC	at New England Revolution	W 3-2	June 25
4	Milan Iloski	San Diego FC	at Vancouver Whitecaps	W 5-3	June 25
3	Alonso Martínez	New York City FC	at FC Dallas	W 4-3	July 25
3	Danny Musovski	Seattle Sounders	vs Sporting Kansas City	W 5-2	August 24
3	Idan Toklopati	Charlotte FC	vs Inter Miami	W 3-0	September 13
3	Diego Rossi	Columbus Crew	at Atlanta United	W 5-4	September 13
3	Denis Bouanga	Los Angeles FC	at San Jose Earthquakes	W 4-2	September 13
3	Thomas Müller	Vancouver Whitecaps	vs Philadelphia Union	W 7-0	September 13
3	Son Heung-min	Los Angeles FC	at Real Salt Lake	W 4-1	September 17
3	Denis Bouanga	Los Angeles FC	vs Real Salt Lake	W 4-1	September 21
3	Joseph Paintsil	LA Galaxy	vs Sporting Kansas City	W 4-1	September 27
3	Lionel Messi	Inter Miami	at Nashville SC	W 5-2	October 18

## 2025 US OPEN CUP

### FIRST ROUND

3/18	Hartford Athletic 3, New York Shockers	at Hartford, CT	3/19	Des Moines Menace 2, Sporting KC II 1	at Kansas City, MO
3/18	FC Naples 2, Sarasota Paradise 1	at Lakewood R, FL	3/19	Lexington SC 5, Southern Indiana SC 0	at Lexington, KY
3/18	Miami FC 4, Naples United	at Miami, FL	3/19	Little Rock Rangers 1, Birmingham Legion 0	at Little Rock, AR
3/18	Chattanooga Red Wolves 2, NJ Alliance 2 (PK 4-2)	at Newark, NJ	3/19	El Paso Locomotive 5, Harpos FC 1	at El Paso, TX
3/18	Westchester 1, FC Motown 0	at Montclair, NJ	3/19	El Farolito 3, Real Monarchs 1 (AET)	at Herriman, UT
3/18	Greenville Triumph 0, Asheville City 0 (PK 4-3)	at Asheville, NC	3/19	Monterey Bay FC 4, International SF 0	at Seaside, CA
3/18	Loudoun United 3, West Chester United 2	at Wayne, PA	3/19	Spokane Velocity 1, Ballard FC 0 (AET)	at Seattle, WA
3/18	Foro SC 2, Texoma FC 1 (AET)	at Sherman, TX	3/19	Los Angeles FC II 7, FC Arizona 1	at Fullerton, CA
3/18	FC Tulsa 1, Tulsa Athletic 0	at Tulsa, FL	3/20	Portland HofP 4, CD Faiatnse 0	at Lewiston, ME
3/18	AV Alta FC 3, Ventura County Fusion 1	at Lanchester, CA	3/20	Charlotte Independence 3, Long Island RR 2 (AET)	at Uniondale, NY
3/18	Ventura County 7, Laguna United 0	at Carson, CA	3/20	Forward Madison 5, Duluth FC 1	at Madison, WA
3/19	Columbus Crew II 4, NY Renegades 1	at Columbus, OH	3/20	South Georgia Tormenta 3, Harbor City FC 0	at Statesboro, GA
3/19	Chattanooga FC 1, Corpus Christi FC 0 (AET)	at Chattanooga, TN	3/20	Carolina Core 4, Soda City FC 2	at High Point, NC
3/19	One Knoxville SC 3, Appalachian FC 0	at Boone, NC	3/20	New York P-F 0, FC Cincinnati II 0 (PK 5-4)	at Highland H, KY
3/19	Virginia Dream FC 3, Richmond Kickers 1	at Richmond, VA	3/20	Tacoma Defiance 3, Washington Athletic Club 1	at Tukwila, WA
3/19	Inter Miami II 4, Miami United 2	at Ft Lauderdale, FL	3/21	Union Omaha 2, Flatirons FC 1	at Golden, CO

### SECOND ROUND

4/1	Columbus Crew II 3, Lexington SC 0	at Columbus, OH	4/2	Westchester SC 3, NY Pancyprrian-Freedoms 2	at Mt Vernon, NY
4/1	South Georgia Tormenta 3, Foro SC 2	at Statesboro, GA	4/2	Chattanooga RW 1, Chattanooga FC 1 (PK 5-4)	at Chattanooga, TN
4/1	Miami FC 1, Inter Miami II 0	at Ft Lauderdale, FL	4/2	One Knoxville SC 3, Greenville Triumph 1	at Greenville, SC
4/1	Charlotte Independence 2, Carolina Core 1 (AET)	at Matthews, NC	4/2	FC Naples 3, Little Rock Rangers 0	at Naples, FL
4/1	El Farolito SC 2, Monterey Bay 1	at Seaside, CA	4/2	FC Tulsa 3, Forward Madison 1	at Madison, WI
4/1	AV Alta FC 2, Los Angeles FC II 1 (AET)	at Lancaster, CA	4/2	Union Omaha 2, Des Moines Menace 1	at W Des Moines, IA
4/2	Loudoun United 4, Virginia Dream FC 2	at Leesburg, VA	4/2	Tacoma Defiance 2, Spokane Velocity 1	at Madson, WA
4/2	Portland HofP 1, Hartford Athletic 1 (PK 4-2)	at Lewiston, ME	4/2	El Paso Locomotive 3, Ventura County 0	at Thousand Oaks, CA

### THIRD ROUND

4/15	Pittsburgh Riverhounds 1, Columbia Crew II 0	at Columbus, OH	4/16	Detroit City 3, Westchester SC 1	at Hamtramck, MI
4/15	Louisville City 2, Loudoun United 1	at Louisville, KY	4/16	Tampa Bay Rowdies 1, FC Naples 1 (PK 9-8)	at Naples, FL
4/15	North Carolina FC 3, Charlotte Independence 1	at Matthews, NC	4/16	Indy Eleven 1, Miami FC 0 (AET)	at Indianapolis, IN
4/15	Rhode Island 2, Portland HofP 1	at Lewiston, ME	4/16	Phoenix Rising 1, FC Tulsa 1 (PK 4-2)	at Tulsa, OK
4/15	Charleston Battery 4, South Georgia Tormenta 0	at Mt Pleasant, SC	4/16	Colorado Springs 3, One Knoxville SC 2 (AET)	at Colorado S, CO
4/15	Union Omaha 1, San Antonio FC 0	at Omaha, NE	4/16	El Paso Locomotive 2, New Mexico Utd 2 (PK 4-1)	at Albuquerque, NM
4/15	AV Alta FC 2, Orange County SC 2 (PK 4-2)	at Lancaster, CA	4/16	Sacramento Republic 1, El Farolito 0	at Sacramento, CA
4/15	Tacoma Defiance 2, Oakland Roots 1 (AET)	at Tukwila, WA	4/16	Chattanooga RW 2, Las Vegas Lights 2 (PK 4-3)	at Las Vegas, NV

### ROUND OF 32

5/6	Charlotte FC 4, North Carolina FC 1 (AET)	at Cary NC	5/7	Philadelphia Union 1, Indy Eleven 1 (PK 5-4)	at Chester, PA
5/6	DC United 2, Charleston Battery 0 (AET)	at Washington, DC	5/7	Orlando City 5, Tampa Bay Rowdies 0	at St Petersburg, FL
5/6	Nashville SC 1, Chattanooga Red Wolves 0	at Nashville, TN	5/7	FC Dallas 3, AV Alta FC 1	at Frisco, TX
5/6	New York Red Bulls 4, Colorado Springs 1	at Colorado S, CO	5/7	Minnesota United 1, Louisville City 0	at Louisville, KY
5/6	Portland Timbers 3, Tacoma Defiance 2	at Tukwila, WA	5/7	St Louis City 2, Union Omaha 0	at St Louis, MO
5/7	New England Revolution 2, Rhode Island 1	at Pawtucket, RI	5/7	Houston Dynamo 4, Phoenix Rising 1 (AET)	at Phoenix, AZ
5/7	Chicago Fire 4, Detroit City 0	at Bridgeview, IL	5/7	Austin FC 3, El Paso Locomotive 2	at Austin, TX
5/7	Pittsburgh Riverhounds 1, New York City FC 0	at Pittsburgh, PA	5/7	San Jose Earthquakes 2, Sacramento Republic 1	at San Jose, CA

### ROUND OF 16

5/20	Chicago Fire 3, New England Revolution 1	at Providence, RI
5/20	San Jose Earthquakes 1, Portland Timbers 0 (AET)	at San Jose, CA
5/21	Philadelphia Union 4, Pittsburgh Riverhounds 1	at Chester, PA
5/21	Nashville SC 3, Orlando City 2	at Orlando, FL
5/21	New York Red Bulls 2, FC Dallas 2 (PK 4-3)	at Harrison, NJ
5/21	Minnesota Union 3, St Louis City 2	at St Paul, MN
5/21	DC United 3, Charlotte FC 3 (PK 2-1)	at Washington, DC
5/21	Austin FC 3, Houston Dynamo 1	at Austin, TX

### QUARTER-FINALS

7/8	Minnesota United 3, Chicago Fire 1 (AET)	at St Paul, MN
7/8	Austin FC 2, San Jose Earthquakes 2 (PK 4-2)	at San Jose, CA
7/9	Nashville SC 5, DC United 2	at Nashville, TN
8/13	Philadelphia Union 3, New York Red Bulls 2	at Chester, PA

### SEMI-FINALS

9/16	Nashville SC 3, Philadelphia Union 1	at Nashville, TN
9/17	Austin FC 2, Minnesota United 1 (AET)	at St Paul, MN

### FINAL

10/1	Nashville SC 2, Austin FC 1	at Austin, TX
------	-----------------------------	---------------

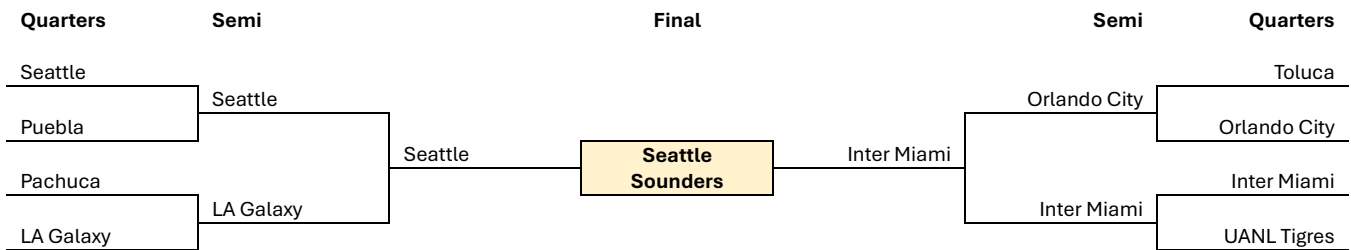
# 2025 LEAGUES CUP

## LEAGUE PHASE

LIGA MX							MAJOR LEAGUE SOCCER						
Team	W	PW-PL	L	Pts	GF-GA	GD	Team	W	PW-PL	L	Pts	GF-GA	GD
Toluca	2	1-0	0	8	6-4	+2	Seattle	3	0-0	0	9	11-2	+9
Pachuca	2	0-1	0	7	6-4	+2	Inter Miami	2	1-0	0	8	7-4	+3
UANL Tigres	2	0-0	1	6	7-4	+3	LA Galaxy	2	0-1	0	7	10-3	+7
Puebla	2	0-0	1	6	6-4	+2	Orlando City	2	0-1	0	7	9-3	+6
Juarez	1	1-1	0	6	7-4	+3	Portland	2	0-1	0	7	6-1	+5
Guadalajara	1	1-0	1	5	4-4	0	Columbus	2	0-1	0	7	6-3	+3
Mazatlán	1	1-0	1	5	3-3	0	Real Salt Lake	1	1-1	0	6	5-4	+1
UNAM Pumas	1	1-0	1	5	5-6	-1	Los Angeles FC	1	1-1	0	6	4-3	+1
Atletico San Luis	1	1-0	1	5	4-6	-2	NY Red Bulls	1	1-1	0	6	3-2	+1
Club America	0	2-1	0	5	6-6	0	Minnesota United	1	0-1	1	4	7-6	+1
Necaxa	1	0-1	1	4	6-8	-2	FC Cincinnati	1	0-1	1	4	6-6	0
Cruz Azul	0	2-0	1	4	3-10	-7	Colorado	1	0-1	1	4	5-5	0
Tijuana	1	0-0	2	3	5-8	-3	Charlotte FC	1	0-1	1	4	5-6	-1
Monterrey	0	1-0	2	2	3-6	-3	Atlanta United	1	0-0	2	3	7-7	0
Leon	0	0-1	2	1	1-4	-3	San Diego FC	1	0-0	2	3	5-5	0
Queretaro	0	0-0	3	0	1-6	-5	New York City FC	1	0-0	2	3	3-5	-2
Atlas FC	0	0-0	3	0	3-9	-6	CF Montreal	0	1-0	2	2	3-5	-2
Santos Laguna	0	0-0	3	0	2-8	-6	Houston	0	0-0	3	0	2-8	-6

7/29	CF Montreal 1, Leon 1 (PK 7-6)	8/1	New York City FC 2, Leon 0	8/5	Columbus 1, Leon 0
7/29	Toluca 2, Columbus 2 (PK 4-2)	8/1	Columbus 3, Puebla 1	8/5	Toluca 2, New York City FC 1
7/29	Puebla 3, New York City FC 0	8/1	Mazatlán 2, Houston 0	8/5	Puebla 2, CF Montreal 1
7/29	UNAL Tigres 4, Houston 1	8/1	Toluca 2, CF Montreal 1	8/5	Pachuca 2, Houston 1
7/29	Mazatlán 1, Los Angeles FC 1 (PK 11-10)	8/1	UANL Tigres 2, San Diego 1	8/5	San Diego 2, Mazatlán 0
7/29	Pachuca 3, San Diego 2	8/1	Los Angeles FC 1, Pachuca 1 (PK 4-2)	8/5	Los Angeles FC 2, UANL Tigres 1
7/30	Inter Miami 2, Atlas 1	8/2	Orlando City 3, Atlas 1	8/6	Orlando City 5, Necaxa 1
7/30	Necaxa 3, Atlanta United 1	8/2	UNAM Pumas 3, Atlanta United 2	8/6	Atlanta United 4, Atlas 1
7/30	Minnesota United 4, Queretaro 1	8/2	Portland 1, Queretaro 0	8/6	Inter Miami 3, UNAM Pumas 1
7/30	Portland 4, Atletico San Luis 0	8/2	Inter Miami 2, Necaxa 2 (PK 5-4)	8/6	Atletico San Luis 2, Minnesota United 0
7/30	Real Salt Lake 2, Club America 2 (PK 3-1)	8/2	Club America 3, Minnesota United 3 (PK 8-7)	8/6	Club America 1, Portland 1 (PK 5-3)
7/30	UNAM Pumas 1, Orlando City 1 (4-3)	8/2	Atletico San Luis 2, Real Salt Lake 2 (PK 4-1)	8/6	Real Salt Lake 1, Queretaro 0
7/31	FC Cincinnati 3, Monterrey 2	8/3	Tijuana 2, Colorado 1	8/7	Seattle 2, Tijuana 1
7/31	NY Red Bulls 1, Chivas 0	8/3	Seattle 2, Santos Laguna 1	8/7	Charlotte 2, Monterrey 0
7/31	Juarez 4, Charlotte 1	8/3	Juarez 2, FC Cincinnati 2 (PK 4-3)	8/7	Chivas 2, FC Cincinnati 1
7/31	Colorado 2, Santos Laguna 1	8/3	Guadalajara 2, Charlotte 2 (PK 4-2)	8/7	LA Galaxy 4, Santos Laguna
7/31	Seattle 7, Cruz Azul 0	8/3	Monterrey 1, NY Red Bulls 1 (PK 5-3)	8/7	NY Red Bulls 1, Juarez 1 (PK 5-3)
7/31	LA Galaxy 5, Tijuana 2	8/3	Cruz Azul 1, LA Galaxy 1 (PK 7-8)	8/7	Cruz Azul 2, Colorado 2 (PK 5-4)

## KNOCKOUT ROUND



### QUARTERFINALS

8/20	Seattle 0, Puebla 0 (PK 4-3)	at Seattle, WA
8/20	LA Galaxy 2, Pachuca 1	at Carson, CA
8/20	Orlando City 0, Toluca 0 (PK 6-5)	at Orlando, FL
8/20	Inter Miami 2, UANL Tigres 1	at Fort Lauderdale, FL

### SEMIFINALS

8/27	Inter Miami 3, Orlando City 1	at Fort Lauderdale, FL
8/27	Seattle 2, LA Galaxy 0	at Carson, CA

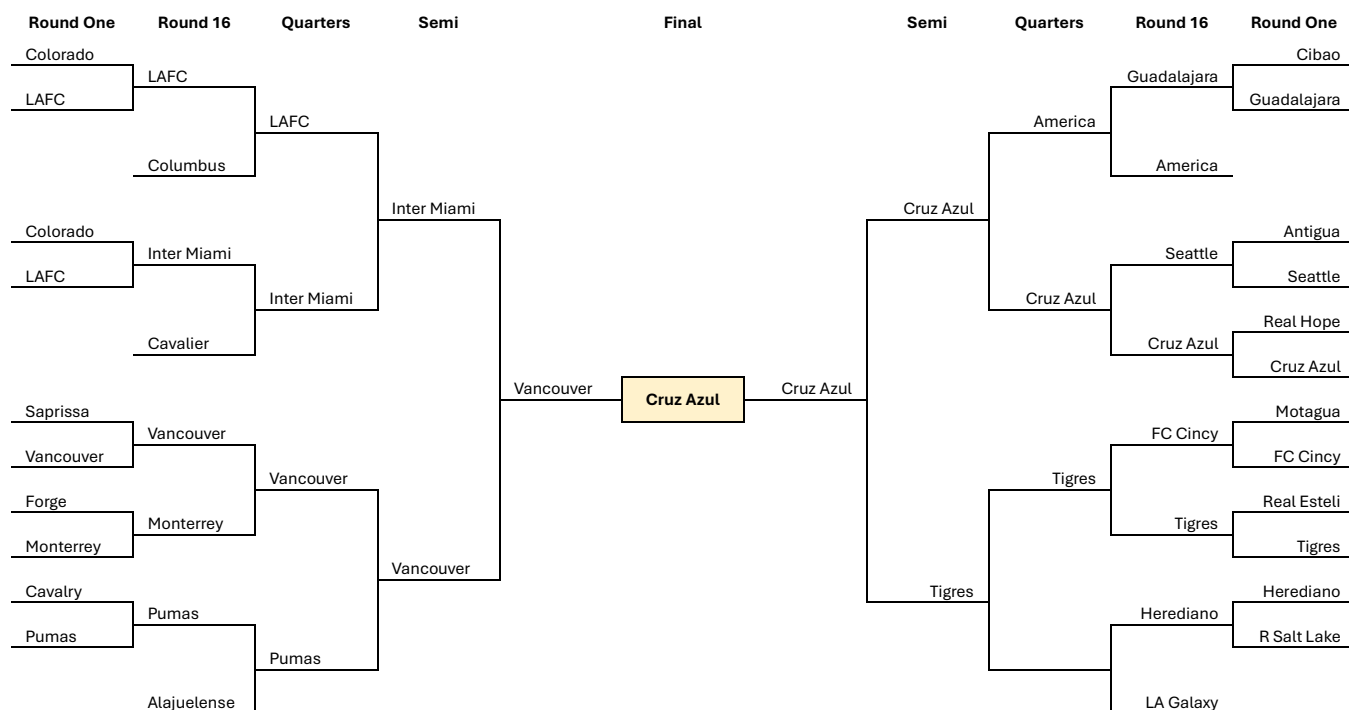
### THIRD PLACE PLAYOFF

8/31	LA Galaxy 2, Orlando City 1	at Carson, CA
------	-----------------------------	---------------

### FINAL

8/31	Seattle 3, Inter Miami 0	at Seattle, WA
------	--------------------------	----------------

# 2025 CONCACAF CHAMPIONS CUP



## ROUND ONE

Los Angeles FC def Colorado 2-2 (AGR)	(1-2)	(1-0)	Cruz Azul def Real Hope 7-0	(2-0)	(5-0)
Inter Miami def Sporting KC 4-1	(1-0)	(3-1)	Seattle def Antigua 6-2	(3-1)	(3-1)
Monterrey def Forge 5-0	(2-0)	(3-0)	UANL Tigres def Real Esteli 3-1	(0-1)	(3-0)
Vancouver def Saprissa 3-2	(1-2)	(2-0)	FC Cincinnati def Motagua 5-2	(4-1)	(1-1)
UNAM Pumas def Cavalry 3-2	(1-2)	(2-0)	Herediano def Real Salt Lake 2-1	(0-0)	(2-1)
Guadalajara def Cibao 4-1	(1-1)	(3-0)			

## ROUND OF 16

Los Angeles FC def Columbus 4-2	(3-0)	(1-2)	Club America def Guadalajara 4-1	(0-1)	(4-0)
Inter Miami def Cavalier 4-0	(2-0)	(2-0)	Cruz Azul def Seattle	(0-0)	(4-1)
Vancouver def Monterrey 3-3 (AGR)	(1-1)	(2-2)	UANL Tigres def FC Cincinnati 4-2	(1-1)	(3-1)
UNAM Pumas def Alajuelense 3-1	(2-0)	(1-1)	LA Galaxy def Herediano 4-2	(0-1)	(4-1)

## QUARTER-FINALS

Inter Miami def Los Angeles FC 3-2	(0-1)	(3-1)	Cruz Azul def Club America 2-1	(0-0)	(2-1)
Vancouver def UNAM Pumas 3-3 (AGR)	(1-1)	(2-2)	UANL Tigres def LA Galaxy 3-2	(0-0)	(3-2)

## SEMI-FINALS

Vancouver def Inter Miami 5-1	(2-0)	(3-1)	Cruz Azul def UANL Tigres 2-1	(1-1)	(1-0)
-------------------------------	-------	-------	-------------------------------	-------	-------

## FINAL

6/1 Cruz Azul 5, Vancouver 0 at Mexico City

## ROSTER

No	Name	Pos	Nationality	Ht	Wt	DOB	Age	Birthplace	2024 Team
<b>FORWARDS</b>									
9	Felipe Mora	FW	Chile	5' 7"	161	8/2/93	32	Santiago, Chile	Portland Timbers
19	Kevin Kelsy	FW	Venezuela	6' 4"		7/27/04	21	Valencia, Venezuela	FC Cincinnati
88	Gage Guerra	FW	United States	5' 10"	181	12/21/02	22	Houston, TX	Louisville (NCAA)
14	Jonathan Rodríguez	FW	Uruguay	5' 11"	172	7/6/93	32	Florida, Uruguay	Portland Timbers
37	Noah Santos	FW	United States			7/10/07	18		Timbers 2
<b>MIDFIELDERS</b>									
10	David da Costa	MF	Portugal	5' 11"	141	1/5/01	24	Olinda, Brazil	Lens (1-FRA)
24	David Ayala	MF	Argentina	5' 8"	148	7/26/02	23	Berazategui, Argentina	Portland Timbers
11	Antony	MF	Brazil	5' 7"	139	9/8/01	24	Sao Paulo, Brazil	Portland Timbers
30	Santiago Moreno	MF	Columbia	5' 8"	148	4/21/00	25	Cali, Columbia	Portland Timbers
21	Diego Chará	MF	Columbia	5' 7"	143	4/5/86	39	Cali, Columbia	Portland Timbers
80	Julio Joao Ortíz	MF	Ecuador	5' 9"	154	5/1/96	29	Esmeralds, Ecuador	Independiente (1-ECU)
17	Cristhian Paredes	MF	Paraguay	6' 0"	165	5/18/98	27	Paraguari, Paraguay	Portland Timbers
99	Kristoffer Velde	MF	Norway	5' 10"	143	9/9/99	26	Haugesund, Norway	Olympiacos (1-GRE)
7	Ariel Lassiter	MF	Costa Rica	5' 10"	154	9/27/94	31	Turrialba, Costa Rica	Chicago Fire
22	Omír Fernández	MF	United States	5' 9"	159	2/8/99	26	Bronx, NY	Colorado Rapids
35	Matías Rojas	MF	Paraguay	6' 1"	172	11/3/95	30	Asuncion, Paraguay	Inter Miami
33	Felipe Carballo	MF	Uruguay	5' 9"	157	10/4/96	29	Monevideo, Uruguay	NY Red Bulls
63	Daniel Nunez	MF	United States			12/4/08	16	Bakersfield, CA	Timbers 2
77	Kyle Linhares	MF	United States	5' 8"	160	8/17/02	23	Somerset, NJ	Timbers 2
<b>DEFENDERS</b>									
20	Finn Surman	DF	New Zealand	6' 3"		9/23/03	22	Christchurch, N Zealand	Portland Timbers
29	Juan David Mosquera	DF	Columbia	5' 11"	159	9/5/02	23	Cali, Columbia	Portland Timbers
4	Kamal Miller	DF	Canada	6' 0"	168	5/16/97	28	Scarborough Village, ON	Portland Timbers
27	Jimer Fory	DF	Columbia	6' 1"		5/24/02	23	Santander Quilicho, Col	Independiente (1-COL)
13	Dario Župarić	DF	Bosnia	6' 2"	187	5/3/92	19	Grad Zupanja, Croatia	Portland Timbers
23	Ian Smith	DF	United States	6' 1"		7/16/02	23	Little, CO	Denver (NCAA)
15	Eric Miller	DF	United States	6' 0"	174	1/15/93	32	Jacksonville, FL	Portland Timbers
5	Claudio Bravo	DF	Argentina	6' 0"	185	3/13/97	28	Lomas de Zamora, Arg	Portland Timbers
18	Zac McGraw	DF	Canada	6' 4"	205	6/8/97	28	Torrance, CA	Portland Timbers
51	Sawyer Jura	DF	United States	6' 1"		3/9/06	19	Bend, OR	Timbers 2
<b>GOALKEEPERS</b>									
41	James Pantemis	GK	Canada	6' 3"	183	2/21/97	28	Montreal, QC	Portland Timbers
16	Maxime Crépeau	GK	Canada	5' 11"	198	5/11/94	31	Greensfield Park, QC	Portland Timbers

**MANAGER:** Phil Neville

## SPLITS

	W	D	L	Pts	Pts%	PPG	GF	GA	GD	Home	Road
<b>Season Splits</b>											
<b>All Competitions</b>	<b>15</b>	<b>- 13</b>	<b>- 15</b>	<b>58</b>	<b>.450</b>	<b>1.35</b>	<b>56</b>	<b>61</b>	<b>-5</b>	<b>10-7-4</b>	<b>5-6-11</b>
MLS Regular Season	11	- 11	- 12	44	.431	1.29	41	48	-7	7-6-4	4-5-8
First Half (Matchdays 1-17)	8	- 5	- 4	29	.569	1.71	27	23	4	5-3-1	3-2-3
Second Half (Matchdays 18-34)	3	- 6	- 8	15	.294	0.88	14	25	-11	2-3-3	1-3-5
US Open Cup	1	- 0	- 1	3	.500	1.50	3	3	0	-	1-0-1
Leagues Cup	2	- 1	- 0	7	.778	2.33	6	1	5	2-0-0	0-1-0
MLS Playoffs	1	- 1	- 2	4	.333	1.00	6	9	-3	1-1-0	0-0-2

<b>Monthly Splits (all competitions)</b>											
February	0	- 0	- 1	0	.000	0.00	1	4	-3	0-0-1	
March	3	- 1	- 1	10	.667	2.00	8	4	4	2-1-0	1-0-1
April	2	- 2	- 0	8	.667	2.00	11	7	4	0-1-0	2-1-0
May	3	- 2	- 3	11	.458	1.38	8	10	0	2-1-0	1-1-3
June	1	- 1	- 1	4	.444	1.33	3	5	0	1-1-0	0-0-1
July	3	- 1	- 2	10	.556	1.67	9	5	0	2-1-1	1-0-1
August	1	- 3	- 2	6	.333	1.00	5	7	0	1-0-1	0-3-1
September	1	- 2	- 1	5	.417	1.25	5	5	0	1-1-0	0-1-1
October	1	- 0	- 3	3	.250	0.75	4	8	0	1-0-1	0-0-2
November	0	- 1	- 1	1	.167	0.50	2	6	0	0-1-0	0-0-1

<b>Situational Splits (all competitions)</b>											
Shutouts	5	- 3	- 10	.361		Leading at HT				8 - 3 - 1	.792
One Goal	8	- 8		.750		Tied at HT				4 - 10 - 2	.563
Blowouts (3+ GD)	2	- 0	- 5	.286		Trailing at HT				1 - 0 - 12	.077
When Scoring First	11	- 8	- 1	.750		xGD				13 - 1 - 24	.355

	GF	GA	GD	Home	Road		GF	GA	GD	Home	Road
0-15	6	5	+1	4-2	2-3	46-60	8	11	-3	4-5	4-6
16-30	7	12	-5	5-4	2-8	61-75	10	10	0	8-5	2-5
31-45	11	9	+2	5-6	6-3	76-90	8	9	-1	5-5	3-4
45+	2	2	0	1-1	1-1	90+	4	3	+1	3-1	1-2
<b>First Half</b>	<b>26</b>	<b>28</b>	<b>-2</b>	<b>15-13</b>	<b>11-15</b>	<b>Second Half</b>	<b>30</b>	<b>33</b>	<b>-3</b>	<b>20-16</b>	<b>10-17</b>

Opponent	First Match	Second Match	W - D - L	Pts	GF	GA	GD	Home	Road
<b>Major League Soccer</b>									
San Diego FC	(R) D 0-0	(H) L 0-4	0 - 1 - 1	1	0	4	-4	0-0-1	0-1-0
Vancouver Whitecaps	(H) L 1-4	(R) D 1-1	0 - 1 - 1	1	2	5	-3	0-0-1	0-1-0
Los Angeles FC	(H) D 3-3	(R) W 1-0	1 - 1 - 0	4	4	3	+1	0-1-0	1-0-0
Minnesota United	(H) D 1-1	(R) D 1-1	0 - 2 - 0	2	2	2	0	0-1-0	0-1-0
Seattle Sounders	(H) D 1-1	(R) L 0-1	0 - 1 - 0	1	1	2	-1	0-1-0	0-0-1
Austin FC	(H) W 1-0	(R) D 0-0	1 - 1 - 0	4	1	0	+1	1-0-0	0-1-0
FC Dallas	(R) L 0-2	(H) D 2-2	0 - 1 - 1	1	2	4	-2	0-1-0	0-0-1
Real Salt Lake	(R) D 0-0	(H) L 0-1	0 - 1 - 1	1	0	1	-1	0-0-1	0-1-0
San Jose Earthquakes	(R) L 1-4	(H) D 1-1	0 - 1 - 1	1	2	5	-3	0-1-0	0-0-1
Colorado Rapids	(R) W 3-0	(H) W 2-1	2 - 0 - 0	6	5	1	+4	1-0-0	1-0-0
Houston Dynamo	(H) W 3-1	(R) L 0-1	1 - 0 - 1	3	3	2	+1	1-0-0	0-0-1
St Louis City	(H) W 2-1	(R) L 1-2	1 - 0 - 1	3	3	3	0	1-0-0	0-0-1
Los Angeles Galaxy	(H) D 1-1	(R) W 4-2	1 - 1 - 0	4	5	3	+2	0-1-0	1-0-0
Sporting Kansas City	(R) W 4-2	(H) W 1-0	2 - 0 - 0	6	5	2	+3	1-0-0	1-0-0
FC Cincinnati	(H) L 2-3		0 - 0 - 1	0	2	3	-1	0-0-1	
Nashville SC	(R) L 0-2		0 - 0 - 1	0	0	2	-2		0-0-1
Orlando City	(R) L 0-1		0 - 0 - 1	0	0	1	-1		0-0-1
New York Red Bulls	(H) W 2-1		1 - 0 - 0	3	2	1	+1	1-0-0	
New England Revolution	(H) W 2-1		1 - 0 - 0	3	2	1	+1	1-0-0	
Toronto FC	(R) L 0-3		0 - 0 - 1	0	0	3	-3		0-0-1

## GAME LOG

No	Comp	Date	Opponent	Dec	GF - GA	Record	Goalscorers	Goalkeeper	Att
1	MLS	2/23	Vancouver	L	1 - 4	0 - 0 - 1	Antony	Crepeau	20,079
2	MLS	3/1	Austin	W	1 - 0	1 - 0 - 1	da Costa	Pantemis (CS)	20,032
3	MLS	3/8	@ Nashville	L	0 - 2	1 - 0 - 2		Pantemis	24,432
4	MLS	3/16	LA Galaxy	D	1 - 1	1 - 1 - 2	Mora	Pantemis	20,153
5	MLS	3/22	@ Colorado	W	3 - 0	2 - 1 - 2	Antony, Kelsy, OG	Pantemis (CS)	15,131
6	MLS	3/30	Houston	W	3 - 1	3 - 1 - 2	Antony 2, Mora	Pantemis	20,206
7	MLS	4/5	@ Austin	D	0 - 0	3 - 2 - 2		Pantemis (CS)	20,738
8	MLS	4/13	@ Sporting KC	W	4 - 2	4 - 2 - 2	Kelsy 2, Ayala, OG	Pantemis	17,898
9	MLS	4/19	Los Angeles FC	D	3 - 3	4 - 3 - 2	Mora 2, Moreno	Pantemis	24,538
10	MLS	4/27	@ LA Galaxy	W	4 - 2	5 - 3 - 2	da Costa, Moreno, Kelsy, Rodriguez	Pantemis	21,215
11	MLS	5/3	@ San Jose	L	1 - 4	5 - 3 - 3	Mora	Crepeau	12,122
12	USOC	5/6	@ Tacoma	W	3 - 2	Advanced	McGraw, Guerra, Kelsy	Crepeau	1,792
13	MLS	5/10	Sporting KC	W	1 - 0	6 - 3 - 3	Moreno	Crepeau (CS)	21,287
14	MLS	5/14	@ Real Salt Lake	D	0 - 0	6 - 4 - 3		Crepeau (CS)	19,616
15	MLS	5/17	Seattle	D	1 - 1	6 - 5 - 3	Moreno	Crepeau	25,218
16	USOC	5/20	@ San Jose	L	0 - 1	Eliminated		Crepeau	
17	MLS	5/24	@ Orlando City	L	0 - 1	6 - 5 - 4		Crepeau	21,256
18	MLS	5/28	Colorado	W	2 - 1	7 - 5 - 4	Antony, Kelsy	Crepeau	20,012
19	MLS	6/8	St Louis City	W	2 - 1	8 - 5 - 4	Antony, Ayala	Pantemis	21,695
20	MLS	6/13	San Jose	D	1 - 1	8 - 6 - 4	Mosquera	Pantemis	22,157
21	MLS	6/28	@ Toronto	L	0 - 3	8 - 6 - 5		Pantemis	22,445
22	MLS	7/5	New England	W	2 - 1	9 - 6 - 5	Smith, da Costa	Crepeau	22,776
23	MLS	7/13	@ St Louis City	L	1 - 2	9 - 6 - 6	da Costa	Crepeau	22,423
24	MLS	7/16	Real Salt Lake	L	0 - 1	9 - 6 - 7		Crepeau	21,772
25	MLS	7/19	Minnesota Utd	D	1 - 1	9 - 7 - 7	Fernandez	Crepeau	23,507
26	MLS	7/25	@ Los Angeles FC	W	1 - 0	10 - 7 - 7	Paredes	Crepeau (CS)	22,103
27	Lg Cup	7/30	Atl San Luis	W	4 - 0	1-0-0 GS	da Costa, Kelsy, Lassiter, Mora	Pantemis	11,515
28	Lg Cup	8/2	Queretaro	W	1 - 0	2-0-0 GS	Paredes	Pantemis (CS)	13,355
29	Lg Cup	8/6	@ Club America	D	(3) 1 - 1 (5)	2-1-0 GS	Lassiter	Crepeau	9,796
30	MLS	8/9	@ FC Dallas	L	0 - 2	10 - 7 - 8		Crepeau	11,004
31	MLS	8/16	Cincinnati	L	2 - 3	10 - 7 - 9	Kelsy 2	Crepeau	25,218
32	MLS	8/23	@ San Diego	D	0 - 0	10 - 8 - 9		Pantemis (CS)	27,810
33	MLS	8/30	@ Minnesota Utd	D	1 - 1	10 - 9 - 9	OG	Pantemis	19,619
34	MLS	9/13	NY Red Bulls	W	2 - 1	11 - 9 - 9	Rojas, Antony	Pantemis	22,170
35	MLS	9/20	@ Houston	L	0 - 1	11 - 9 - 10		Pantemis	18,357
36	MLS	9/24	@ Vancouver	D	1 - 1	11 - 10 - 10	K Miller	Pantemis	20,212
37	MLS	9/27	FC Dallas	D	2 - 2	11 - 11 - 10	Paredes, OG	Pantemis	24,611
38	MLS	10/4	@ Seattle	L	0 - 1	11 - 11 - 11		Crepeau	32,913
39	MLS	10/18	San Diego	L	0 - 4	11 - 11 - 12		Pantemis	24,920
40	Playoffs	10/22	Real Salt Lake	W	3 - 1	Advanced	Mora 2, K Miller 1	Pantemis	16,243
41	Playoffs	10/26	@ San Diego	L	1 - 2	0-1	Velde	Pantemis	32,500
42	Playoffs	11/1	San Diego	D	(3) 2 - 2 (2)	1-1	Velde, Guerra	Pantemis	19,260
43	Playoffs	11/9	@ San Diego	L	0 - 4	Eliminated		Pantemis	32,500

## GAME LOG

No	Comp	Date	Opponent	Dec	GF - GA	xG - xGA	Poss%	SOT	Shots	Captain	Formation
1	MLS	2/23	Vancouver	L	1 - 4	0.7 - 2.8	34%	2 - 10	6 - 22	D Chara	3-5-2
2	MLS	3/1	Austin	W	1 - 0	0.6 - 0.7	54%	2 - 4	7 - 13	F Mora	3-5-2
3	MLS	3/8	@ Nashville	L	0 - 2	0.5 - 2.5	43%	4 - 10	9 - 20	Z McGraw	3-4-3
4	MLS	3/16	LA Galaxy	D	1 - 1	0.7 - 0.7	47%	4 - 3	9 - 13	D Chara	4-2-3-1
5	MLS	3/22	@ Colorado	W	3 - 0	1.9 - 0.5	53%	5 - 2	11 - 8	D Chara	4-2-3-1
6	MLS	3/30	Houston	W	3 - 1	2.9 - 0.6	41%	9 - 1	16 - 1	D Chara	4-2-3-1
7	MLS	4/5	@ Austin	D	0 - 0	0.5 - 0.7	56%	6 - 1	12 - 11	F Mora	4-2-3-1
8	MLS	4/13	@ Sporting KC	W	4 - 2	1.2 - 2.2	55%	8 - 6	14 - 9	D Chara	4-2-3-1
9	MLS	4/19	Los Angeles FC	D	3 - 3	2.2 - 2.7	39%	2 - 8	9 - 18	D Chara	4-2-3-1
10	MLS	4/27	@ LA Galaxy	W	4 - 2	2.1 - 2.2	46%	6 - 6	11 - 16	K Miller	4-2-3-1
11	MLS	5/3	@ San Jose	L	1 - 4	1.9 - 2.1	56%	5 - 8	17 - 15	F Mora	3-4-3
12	USOC	5/6	@ Tacoma	W	3 - 2		50%	6 - 5	13 - 9	C Paredes	4-2-3-1
13	MLS	5/10	Sporting KC	W	1 - 0	1.2 - 1.1	49%	2 - 3	8 - 11	F Mora	4-3-3
14	MLS	5/14	@ Real Salt Lake	D	0 - 0	0.9 - 0.5	51%	4 - 2	12 - 8	C Paredes	4-2-3-1
15	MLS	5/17	Seattle	D	1 - 1	0.5 - 0.8	47%	1 - 6	4 - 13	F Mora	4-2-3-1
16	USOC	5/20	@ San Jose	L	0 - 1		41%	5 - 9	14 - 29	K Miller	5-4-1
17	MLS	5/24	@ Orlando City	L	0 - 1	0.4 - 1.5	60%	1 - 4	7 - 15	C Paredes	4-2-3-1
18	MLS	5/28	Colorado	W	2 - 1	3.5 - 1.0	71%	9 - 3	23 - 11	F Mora	4-2-3-1
19	MLS	6/8	St Louis City	W	2 - 1	1.7 - 2.5	51%	7 - 8	18 - 18	K Miller	4-2-3-1
20	MLS	6/13	San Jose	D	1 - 1	0.8 - 2.2	61%	5 - 6	13 - 16	D Chara	4-2-3-1
21	MLS	6/28	@ Toronto	L	0 - 3	0.4 - 1.4	58%	0 - 7	5 - 13	D Chara	4-4-2
22	MLS	7/5	New England	W	2 - 1	1.0 - 1.6	51%	5 - 4	14 - 13	K Miller	3-4-3
23	MLS	7/13	@ St Louis City	L	1 - 2	1.2 - 2.1	47%	4 - 9	10 - 20	K Miller	3-4-3
24	MLS	7/16	Real Salt Lake	L	0 - 1	1.1 - 1.0	44%	1 - 4	12 - 10	D Chara	4-2-3-1
25	MLS	7/19	Minnesota Utd	D	1 - 1	1.7 - 0.7	63%	4 - 4	14 - 16	F Mora	3-4-3
26	MLS	7/25	@ Los Angeles FC	W	1 - 0	0.4 - 1.1	44%	4 - 3	8 - 12	M Crepeau	3-4-3
27	Lg Cup	7/30	Atl San Luis	W	4 - 0		44%	4 - 6	4 - 15	D Chara	5-4-1
28	Lg Cup	8/2	Queretaro	W	1 - 0		70%	3 - 2	7 - 6	K Miller	5-4-1
29	Lg Cup	8/6	@ Club America	D	1 - 1		33%	2 - 5	6 - 21	D Chara	5-4-1
30	MLS	8/9	@ FC Dallas	L	0 - 2	0.3 - 1.5	66%	3 - 3	9 - 8	F Mora	3-4-3
31	MLS	8/16	Cincinnati	L	2 - 3	2.5 - 1.3	58%	5 - 5	24 - 10	M Crepeau	5-4-1
32	MLS	8/23	@ San Diego	D	0 - 0	1.1 - 1.0	36%	3 - 1	10 - 12	F Surman	4-4-2
33	MLS	8/30	@ Minnesota Utd	D	1 - 1	1.6 - 1.5	58%	6 - 6	16 - 9	F Surman	4-4-2
34	MLS	9/13	NY Red Bulls	W	2 - 1	2.4 - 1.1	43%	4 - 4	14 - 10	F Mora	4-3-3
35	MLS	9/20	@ Houston	L	0 - 1	0.7 - 1.9	45%	3 - 7	7 - 21	F Mora	4-2-3-1
36	MLS	9/24	@ Vancouver	D	1 - 1	1.1 - 2.3	41%	8 - 3	18 - 16	D Chara	5-4-1
37	MLS	9/27	FC Dallas	D	2 - 2	1.9 - 2.8	59%	8 - 4	24 - 16	J Pantemis	4-2-3-1
38	MLS	10/4	@ Seattle	L	0 - 1	0.6 - 1.2	49%	4 - 3	9 - 10	F Surman	4-2-3-1
39	MLS	10/18	San Diego	L	0 - 4	0.7 - 3.0	29%	3 - 6	11 - 16	K Miller	3-4-3
40	Playoffs	10/22	Real Salt Lake	W	3 - 1	1.8 - 1.1	48%	8 - 7	12 - 22	D Chara	4-2-3-1
41	Playoffs	10/26	@ San Diego	L	1 - 2	0.9 - 2.7	29%	3 - 8	5 - 15	D Chara	4-2-3-1
42	Playoffs	11/1	San Diego	D	2 - 2	1.6 - 1.1	39%	4 - 5	17 - 9	D Chara	4-3-3
43	Playoffs	11/9	@ San Diego	L	0 - 4	1.0 - 2.1	34%	3 - 9	12 - 15	D Chara	4-3-3

## SCORING LOG

No	Date	Opp	Dec	Score	0-15 Min	16-30 Min	31-45 Min	45+ Min	45-60 Min	61-75 Min	76-90 Min	90+ Min
1	2/23	VAN	L	1-4		24	32		53	61 / 73		
2	3/1	ATX	W	1-0							89	
3	3/8	@ NSH	L	0-2				+3		68		
4	3/16	LAG	D	1-1					49		81	
5	3/22	@ COL	W	3-0				+2	48	75		
6	3/30	HOU	W	3-1	6	23				71		
7	4/5	@ ATX	D	0-0								
8	4/13	@ SKC	W	4-2	10	16 / 26	33		49 / 54			
9	4/19	LAFC	D	3-3	8		42 / 45			64 / 68	90	
10	4/27	@ LAG	W	4-2			38		53	63 / 67 / 69	76	
11	5/3	@ SJ	L	1-4		16 / 24 / 27	42				88	
12	5/5	@ TAC	W	3-2			34		48 / 50		80	+3
13	5/10	SEA	W	1-0	10							
14	5/14	@ ORL	D	0-0								
15	5/17	COL	D	1-1		30	38					
16	5/20	@ SJ	L	0-1								(116)
17	5/24	@ ORL	L	0-1			39					
18	5/28	COL	W	2-1			33		59		76	
19	6/8	STL	W	2-1					50 / 55			+1
20	6/13	SJ	D	1-1						71		+3
21	6/28	@ TOR	L	0-3	11				56			+4
22	7/5	NE	W	2-1		20	35			75		
23	7/13	@ STL	L	1-2		19			54	67		
24	7/16	RSL	L	0-1							83	
25	7/19	MIN	D	1-1							78	+2
26	7/25	@ LAFC	W	1-0			45					
27	7/30	ASL	W	4-0	1				56	73	78	
28	8/2	QRO	W	1-0			36					
29	8/6	@ AME	D	1-1	7				54			
30	8/9	@ DAL	L	0-2	8					62		
31	8/16	CIN	L	2-3	10	25	37 / 38			68		
32	8/23	@ SD	D	0-0								
33	8/30	@ MIN	D	1-1							80 / 85	
34	9/13	NYRB	W	2-1		28				70 / 73		
35	9/20	@ HOU	L	0-1			44					
36	9/24	@ VAN	D	1-1			39				88	
37	9/27	DAL	D	2-2				+1		73	81 / 85	
38	10/4	@ SEA	L	0-1		16						
39	10/18	SD	L	0-4		26			47 / 49	63		
40	10/22	RSL	W	3-1		24	36 / 39				82	
41	10/26	@ SD	L	1-2		23 / 30	36					
42	11/1	SD	D	2-2		18		+12	51			+8
43	11/9	@ SD	L	0-4	5	17			53		79	

## MULTI-GOAL GAMES

Gls	Player	Pos	Date	Opponent	Result	#1	#2	#3	#4
2	Antony	FW	3/30	vs Houston Dynamo	W 3-1	23	71		
2	Kevin Kelsy	FW	4/13	at Sporting Kansas City	W 4-2	25	49		
2	Felipe Mora	FW	4/19	vs Los Angeles FC	D 3-3	8	66		
2	Kevin Kelsy	FW	8/16	vs FC Cincinnati	L 2-3	38	68		
2	Felipe Mora	FW	10/22	vs Real Salt Lake	W 3-1	24	35		

## MONTHLY RESULTS BY COMPANTION

	MLS	Leagues Cup	US Open Cup	Playoffs
<b>FEB</b>	vs Vancouver <b>L 1-4</b>			
<b>MAR</b>	vs Austin <b>W 1-0</b>			
	@ Nashville <b>L 0-2</b>			
	vs LA Galaxy <b>D 1-1</b>			
	@ Colorado <b>W 3-0</b>			
<b>APR</b>	vs Houston <b>W 3-1</b>			
	@ Austin <b>D 0-0</b>			
	@ Sporting KC <b>W 4-2</b>			
	vs Los Angeles FC <b>D 3-3</b>			
	@ LA Galaxy <b>W 4-2</b>			
<b>MAY</b>	@ San Jose <b>L 1-4</b>		@ Tacoma <b>W 3-2</b>	
	vs Sporting KC <b>W 1-0</b>		@ San Jose <b>L 0-1</b>	
	@ Real Salt Lake <b>D 0-0</b>			
	vs Seattle <b>D 1-1</b>			
	@ Orlando City <b>L 0-1</b>			
	vs Colorado <b>W 2-1</b>			
<b>JUN</b>	vs St Louis City <b>W 2-1</b>			
	vs San Jose <b>D 1-1</b>			
	@ Toronto <b>L 0-3</b>			
<b>JUL</b>	vs New England <b>W 2-1</b>	vs Atl San Luis <b>W 4-0</b>		
	@ St Louis City <b>L 1-2</b>			
	vs Real Salt Lake <b>L 0-1</b>			
	vs Minnesota Utd <b>D 1-1</b>			
	@ Los Angeles FC <b>W 1-0</b>			
<b>AUG</b>	@ FC Dallas <b>L 0-2</b>	vs Queretaro <b>W 1-0</b>		
	vs FC Cincinnati <b>L 2-3</b>	@ Club Am <b>D 1-1*</b>		
	@ San Diego <b>D 0-0</b>			
	@ Minnesota Utd <b>D 1-1</b>			
<b>SEP</b>	vs NY Red Bulls <b>W 2-1</b>			
	@ Houston <b>L 0-1</b>			
	@ Vancouver <b>D 1-1</b>			
	vs FC Dallas <b>D 2-2</b>			
<b>OCT</b>	@ Seattle <b>L 0-1</b>			vs Real Salt Lake <b>W 3-1</b>
	vs San Diego <b>L 0-4</b>			@ San Diego <b>L 1-2</b>
<b>NOV</b>				vs San Diego <b>D 2-2*</b>
				@ San Diego <b>L 0-4</b>

## CASCADIA CUP

Club	W - D - L	Pts	PPM	GF	GA	GD	Home	Road
Vancouver Whitecaps	2 - 2 - 0	8	2.00	10	4	+6	1-1-0	1-1-0
Seattle Sounders	1 - 2 - 1	5	1.25	4	6	-2	1-1-0	0-1-1
Portland Timbers	0 - 2 - 2	2	0.50	3	7	-4	0-1-1	0-1-1
2/23	Vancouver 4, Portland 1			at Providence Park in Portland, OR			20,079	
5/17	Portland 1, Seattle 1 (Draw)			at Providence Park in Portland, OR			25,218	
6/8	Vancouver 3, Seattle 0			at BC Place in Vancouver, BC			24,276	
9/24	Vancouver 1, Portland 1 (Draw)			at BC Place in Vancouver, BC			20,212	
9/27	Seattle 2, Vancouver 2 (Draw)			at Lumen Field in Seattle, WA			32,750	
10/4	Seattle 1, Portland 0			at Lumen Field in Seattle, WA			32,913	

# MINUTES LOG

## FIRST HALF

	1	2	3	4	5	6	7	8	9	10	11	12	13	14	15	16	17	18	19	20	21	Min
D da Costa	45	89	90	78	90	90	90	90	90	83	90		77	71	90	49	90	90	80	90	90	1652
F Surman	65	90	90	90	90	90	90	90	90	90	90		90		90	119	90	90		90	90	1624
D Ayala	45	81	90	72	79	79	83	90	73	90	75		67		90		90	90	90	90	90	1464
Antony	85	90	90	90	86	79	90	75	45	70	90		67	60	66	60	45	85	90	49		1412
S Moreno			45	90	79	90	82	68	90	90	76		77	78	89		45	85	89	79	37	1289
J Fory	90	90	75	90	90	72	90		90	90					89		66	90	90	90	72	1274
J Mosquera					17	87	82	90	90	79	81		83	90	77	47	90	90	89	90	90	1272
K Miller	10		15	73	90	90	90	90	90	90	90		90	90	45	120		90	90			1253
F Mora	36	65	15	73	73	72	73	15	73	20	90		67	19	90	47	17	63	28	79	72	1087
K Kelsy	90	25	75	17	17	18	17	75	17	70	14	90	23	71			73	27	62	27	90	898
J Ortiz	65	65	45		11	11	57		17	69	65	59	90	60	45	71		55	62			847
D Chara	90	25	45	90	90	90	33	68	90						30			5	1	63	72	792
D Zuparic												90		90	45	120	90		90	90	90	705
C Paredes	25	9		18	4		7	22		7	25	90	23	90	45		90		28	11	18	512
E Miller	54	9	45	90	73		8			11		90	7		13	73			1			474
C Bravo		1				3		45			76		90	90	1	120	24					450
I Smith	25	90	90		11	18		45			15	90				30				11	18	443
O Fernandez										21	14	78	13	19	1	90	66	35	10	41	53	441
A Lassiter	5	81	45	12		11	8	15			9	90		12		120	24	5				437
Z McGraw	90	90	45	17								72										314
J Rodriguez								22	45	20			13	30	24	60						214
G Guerra												12				73					18	103
D Nunez												45										45
K Linhares												31										31
S Jura												18										18
J Pantemis		90	90	90	90	90	90	90	90	90									90	90	90	1080
M Crepeau	90										90	90	90	90	90	120	90	90				840

## SECOND HALF

	22	23	24	25	26	27	28	29	30	31	32	33	34	35	36	37	38	39	40	41	42	43	Min
F Surman	90	90	90	90	90	45		90	45	90	90	90	90	90	90	90	90		90	90	120	90	1740
J Mosquera	90	90	70	90	87	90		90	90	90	82	90			45	90	37	90	83	67	34		1495
D Zuparic	90	74	90	90			90	90	90	9	90	90	90	90	90	90		90			120	90	1463
D Ayala	70	74	85	73	90		45		90	84	90	90	74	68	14	90	78	90	77		59	74	1415
K Miller	58	90			90	90	90	23	90	81					90	68	90	90	90	90	78	90	1298
D da Costa	90	90			84	40		54	90	90	82	30	32	90	29	68	83	53	85	71	59	55	1275
Antony								36	77	90	30	90	90	90	90	90	90	90	77	83	120	90	1233
J Fory		45	90	90	90	90	22	51	45	90	90	90	90			22		45	90	65		45	1150
K Kelsy	70	90	90	17	17	68	45	35	25	90	59	60	34	22	61	12	78	72	5	7	67	55	1079
K Velde										69	82	80	68	82	90	90	90	89	90	120	90		1040
F Mora	20		70	73	73	22	45	55	65	6	31	30	56	68	29	78	7	18	85	71	53	35	990
I Smith	82	45	90	90	90	75	45	89	45		8		90	76	45	78	53		19	18			948
C Paredes	8	16	5	85	73		90	23	65	33	8		16	22	90	45	83	45	13	7	61	35	823
D Chara	20	26	90	17	17	90		67	13		9	48	16	22	76		12	37	90	90		55	795
J Ortiz	82	64				90	45	90		57		74	59				53		5				619
A Lassiter			36	55	17	22	90	67	45	82	21		10		14		12		13		42		526
S Moreno	90	64	90	90	73	50																	457
M Rojas										60	60	58	31	61	45		37					35	387
O Fernandez		26	54	5	6	68	80		25	8					22	7		1	19	61			382
E Miller	8		20		3		90				8			78	8								215
G Guerra	32	16	20	35			45	1									12				35	16	212
F Carballo										81	42												123
Z McGraw					45	68																	113
D Nunez					15																		15
N Santos						10																	10
J Pantemis						90	90			90	90	90	90	90	90		90	90	90	90	120	90	1200
M Crepeau	90	90	90	90	90			90	90	90							90						810

## CAUTIONS LOG

	1	2	3	4	5	6	7	8	9	10	11	12	13	14	15	16	YC	RC	2YC	MLS	LC	USO	PLA
J Fory	Y-1	Y-2	Y-4	Y-6	Y-7	Y-9	Y-19	Y-21	Y-29	Y-29	R-29	Y-34	Y-41	Y-41	R-41	Y-43	14	2	2	9/0	2/1		3/1
K Miller	Y-1	Y-10	Y-11	Y-15	Y-16	Y-19	Y-23	Y-43									8	0		6/0		1/0	1/0
C Paredes	Y-2	Y-14	Y-26	Y-30	Y-31	Y-36	Y-39	Y-43									8	0		7/0			1/0
Antony	Y-2	Y-7	Y-8	Y-16	Y-17	Y-37											6	0		5/0		1/0	
D Zuparic	Y-16	Y-17	Y-21	Y-35	Y-36	Y-42											6	0		4/0		1/0	1/0
K Kelsy	Y-21	Y-23	Y-27	Y-28	Y-31	Y-42											6	0		3/0	2/0		1/0
I Smith	Y-8	Y-28	Y-36	Y-37	Y-38												5	0		4/0	1/0		
D Ayala	Y-3	Y-9	Y-15	Y-21	Y-43												5	0		4/0			1/0
F Mora	Y-6	Y-16	Y-19	Y-24													4	0		3/0		1/0	
J Ortiz	Y-2	Y-23	Y-35	Y-39													4	0		4/			
D Chara	Y-6	Y-8	Y-36	Y-42													4	0		3/0			1/0
J Mosquera	Y-23	Y-27	Y-37	R-43													3	1		2/0	1/0		0/1
J Rodriguez	Y-9	Y-10	Y-16														3	0		2/0		1/0	
K Velde	Y-34	Y-41	Y-42														3	0		1/0			2/0
Z McGraw	Y-2	Y-3															2	0		2/0			
D da Costa	Y-7	Y-9															2	0		2/0			
A Lassiter	Y-8	Y-25															2	0		2/0			
F Surman	Y-18	Y-37															2	0		2/0			
C Bravo	Y-13																1	0		1/0			
S Moreno	Y-18																1	0		1/0			
M Crepeau	Y-29																1	0			1/0		

## POSITION CHART

Name	Forward	Midfield	Defense	Starter	Substitute	MP	Min	First Team					
Kevin Kelsy	22	1601		22	1601	19	376	<b>41</b> <b>1977</b>	F	Kevin Kelsy			
Felipe Mora	22	1550	1	70	23	1620	18	457	<b>41</b> <b>2077</b>	F	Felipe Mora		
David da Costa	8	639	26	2103	34	2742	5	185	<b>39</b> <b>2927</b>	M	David da Costa		
Kristoffer Velde	4	382	8	658	12	1040			<b>12</b> <b>1040</b>	M	David Ayala		
Antony	4	377	26	2067	1	90	31	2534	3	111	<b>34</b> <b>2645</b>	M	Antony
Ariel Lassiter	4	263	4	367	8	630	19	333	<b>27</b> <b>963</b>	M	Santiago Moreno		
Santiago Moreno	3	244	17	1370	20	1614	3	132	<b>23</b> <b>1746</b>	D	Finn Surman		
Gage Guerra	1	73			1	73	11	242	<b>12</b> <b>315</b>	D	Kamal Miller		
Matías Rojas	1	58	4	226	5	284	3	103	<b>8</b> <b>387</b>	D	Juan David Mosquera		
David Ayala			36	2865	36	2865	1	14	<b>37</b> <b>2879</b>	D	Jimer Fory		
Julio Joao Ortíz		20	1324	1	53	21	1377	5	89	<b>26</b> <b>1466</b>	GK	James Pantemis	
Diego Chará		15	1211			15	1211	17	376	<b>32</b> <b>1587</b>			
Cristhian Paredes		10	801			10	801	26	534	<b>36</b> <b>1335</b>			
Omír Fernández		7	489			7	489	18	334	<b>25</b> <b>823</b>			
Juan David Mosquera		5	427	26	2205	31	2632	4	135	<b>35</b> <b>2767</b>	F	Kristoffer Velde	
Jimer Fory		6	410	23	1945	29	2355	4	134	<b>33</b> <b>2489</b>	F	Ariel Lassiter	
Ian Smith		5	360	10	768	15	1128	12	263	<b>27</b> <b>1391</b>	M	Julio Joao Ortíz	
Felipe Carballo		2	123			2	123			<b>2</b> <b>123</b>	M	Diego Chará	
Finn Surman				38	3364	38	3364			<b>38</b> <b>3364</b>	M	Cristhian Paredes	
Kamal Miller			30	2513	30	2513	2	38		<b>32</b> <b>2551</b>	M	Omír Fernández	
Dario Župarić			23	2114	23	2114	2	54		<b>25</b> <b>2168</b>	D	Dario Župarić	
Eric Miller			6	494	6	494	13	195		<b>19</b> <b>689</b>	D	Ian Smith	
Claudio Bravo			4	376	4	376	5	74		<b>9</b> <b>450</b>	D	Eric Miller	
Zac McGraw			5	365	5	365	2	62		<b>7</b> <b>427</b>	D	Claudio Bravo	
Jonathan Rodríguez							7	214		<b>7</b> <b>214</b>	GK	Maxime Crépeau	
Daniel Nunez							2	60		<b>2</b> <b>60</b>			
Kyle Linhares							1	31		<b>1</b> <b>31</b>			
Sawyer Jura							1	18		<b>1</b> <b>18</b>			
Noah Santos							1	10		<b>1</b> <b>10</b>			

## GAME LOG

Day	Date	@ Opp	Dec	GF - GA	Att	Pct	Referee	Pos	+/-	Streak	FotMob Player of Match		
Sun	2/23	VAN	L	1 - 4	20,079	79.6%	Victor Manuel Rivas	14	-	-	VAN	J Nelson	9.6
Sat	3/1	ATX	W	1 - 0	20,032	79.4%	Ismir Pekmic	8	+6	+	POR	da Costa	8.2
Sat	3/8	@ NSH	L	0 - 2	24,432	81.4%	Filip Dujic	12	-4	-	NSH	A Najar	8.7
Sun	3/16	LAG	D	1 - 1	20,153	79.9%	Lukasz Szpala	12	-	o	LAG	M Jorgensen	7.7
Sat	3/22	@ COL	W	3 - 0	15,131	83.8%	Jair Marrufo	8	+4	+	POR	J Fory	8.8
Sun	3/30	HOU	W	3 - 1	20,206	80.1%	Pierre Luc Lauziere	6	+2	++	POR	F Mora	9.3
Sat	4/5	@ ATX	D	0 - 0	20,738	100.0%	Drew Fischer	6	-	o	ATX	B Stuver	8.1
Sun	4/13	@ SKC	W	4 - 2	17,898	96.9%	Armando Villarreal	4	+2	+	POR	D Ayala	8.8
Sat	4/19	LAF	D	3 - 3	24,538	97.3%	Guido Gonzalez Jr	4	-	o	LAF	D Bouanga	9.2
Sun	4/27	@ LAG	W	4 - 2	21,215	78.6%	Filip Dujic	2	+2	+	POR	Antony	9.3
Sat	5/3	@ SJ	L	1 - 4	12,122	67.3%	Fotis Bazakos	3	-1	-	SJ	C Espinoza	9.1
Tue	5/6	@ TAC	W	3 - 2	1,792	39.8%	Servando Berna Rico			+	TAC	G Minoungou	8.2
Sat	5/10	SEA	W	1 - 0	21,287	56.4%	Ricardo Fierro	3	-	++	POR	C Bravo	7.9
Wed	5/14	@ RSL	D	0 - 0	19,616	76.9%	Drew Fischer	4	-1	o	POR	C Bravo	8.2
Sat	5/17	SEA	D	1 - 1	25,218	100.0%	Rosendo Mendoza	4	-	oo	SEA	C Roldan	8.4
Tue	5/20	@ SJ	L	0 - 1			Ramy Touchan			-	SJ	C Espinoza	8.5
Sat	5/24	@ ORL	L	0 - 1	21,256	83.4%	Jair Marrufo	6	-2	--	ORL	E Atuesta	8.1
Wed	5/28	COL	W	2 - 1	20,012	79.4%	Chris Penso	5	+1	+	POR	Antony	8.6
Sun	6/8	STL	W	2 - 1	21,695	86.0%	Malik Badawi	4	+1	++	POR	D Ayala	8.6
Fri	6/13	SJ	D	1 - 1	22,157	87.9%	Victor Rivas	4	-	o	POR	J Mosquera	8.1
Sat	6/28	@ TOR	L	0 - 3	22,445	79.6%	Rosendo Mendoza	4	-	-	TOR	A Coello	8.9
Sat	7/5	NE	W	2 - 1	22,776	90.3%	Jon Freeman	4	-	+	NE	C Gil	8.6
Sun	7/13	@ STL	L	1 - 2	22,423	100.0%	Ricardo Montero	5	-1	-	STL	M Hartel	9.2
Wed	7/16	RSL	L	0 - 1	21,772	86.3%	Alexis Da Silva	6	-1	--	RSL	D Goncalves	7.9
Sat	7/19	MIN	D	1 - 1	23,507	93.2%	Ricardo Fierro	6	-	o	POR	J Mosquera	8.3
Fri	7/25	@ LAF	W	1 - 0	22,103	100.5%	Armando Villarreal	5	+1	+	POR	M Crepeau	8.2
Wed	7/30	ASL	W	4 - 0	11,515	45.7%	Ismael Cornejo			++	POR	J Pantemis	8.3
Sat	8/2	QUE	W	1 - 0	13,355	53.0%	Mario Jesus Lopez Carrillo			+++	POR	C Paredes	8.3
Wed	8/6	@ AME	D	(3) 1 - 1 (5)	9,796	47.8%	Guido Gonzalez Jr			o	AME	R Juarez	8.5
Sat	8/9	@ DAL	L	0 - 2	11,004	100.0%	Malik Badawi	6	-1	-	DAL	M Collodi	8.2
Sat	8/16	CIN	L	2 - 3	25,218	100.0%	Rubiel Vazquez	6	-	--	POR	K Kelsy	8.8
Sat	8/23	@ SD	D	0 - 0	27,810	79.5%	Rosendo Mendoza	6	-	o	SD	M Duah	7.8
Sat	8/30	@ MIN	D	1 - 1	19,619	98.4%	Jair Marrufo	6	-	oo	MIN	D St Clair	8.2
Sat	9/13	NYR	W	2 - 1	22,170	87.9%	Joe Dickerson	6	-	+	POR	K Velde	7.9
Sat	9/20	@ HOU	L	0 - 1	18,357	81.0%	Allen Chapman	6	-	-	HOU	J McGlynn	8.7
Wed	9/24	@ VAN	D	1 - 1	20,212	91.4%	Jon Freeman	7	-1	o	POR	K Velde	8.0
Sat	9/27	DAL	D	2 - 2	24,611	97.6%	Chris Penso	7	-	oo	DAL	P Musa	8.7
Sat	10/4	@ SEA	L	0 - 1	32,913	47.0%	Rubiel Vazquez	7	-	-	SEA	C Roldan	8.4
Sat	10/18	SD	L	0 - 4	24,920	97.7%	Victor Manuel Rivas	8	-1	--	SD	A Dreyer	9.3
Wed	10/22	RSL	W	3 - 1	16,243	63.7%	Guido Gonzalez Jr			+	POR	F Mora	9.1
Sun	10/26	@ SD	L	1 - 2	32,500	94.2%	Chris Penso			-	SD	A Dreyer	8.3
Sat	11/1	SD	D	(3) 2 - 2 (2)	19,260	75.5%	Drew Fischer			o	POR	K Velde	8.5
Sun	11/9	@ SD	L	0 - 4	32,500	94.2%	Joe Dickerson			-	SD	A Dreyer	9.3

## LINEUP CHART

Date	#1 – GK	#2 – RB	#3 – LB	#4 – CB	#5 – CB	#6 – CM	#7 – RM	#8 – CM	#9 – ST	#10 – AM	#11 – LM
2/23	Crepeau	Surman	K Miller	Ortiz	McGraw	Ayala	Antony	Chara	Mora	Kelsy	Fory
3/1	Pantemis	Surman	Smith	Ortiz	McGraw	Ayala	Lassiter	Antony	Mora	Fory	da Costa
3/8	Pantemis	Surman	Smith	Ortiz	McGraw	Ayala	Lassiter	Antony	Kelsy	Fory	da Costa
3/16	Pantemis	E Miller	Fory	Surman	K Miller	Ayala	Antony	Chara	Mora	da Costa	Moreno
3/22	Pantemis	E Miller	Fory	Surman	K Miller	Ayala	Moreno	Chara	Mora	da Costa	Antony
3/30	Pantemis	Mosquera	Fory	Surman	K Miller	Ayala	Moreno	Chara	Mora	da Costa	Antony
4/5	Pantemis	Mosquera	Fory	Surman	K Miller	Ayala	Moreno	Ortiz	Mora	da Costa	Antony
4/13	Pantemis	Mosquera	Smith	Surman	K Miller	Ayala	Moreno	Chara	Kelsy	da Costa	Antony
4/19	Pantemis	Mosquera	Fory	Surman	K Miller	Ayala	Moreno	Chara	Mora	da Costa	Antony
4/27	Pantemis	Mosquera	Fory	Surman	K Miller	Ayala	Moreno	Ortiz	Kelsy	da Costa	Antony
5/3	Crepeau	Antony	Bravo	Surman	K Miller	Mosquera	Moreno	Ortiz	Mora	Ayala	da Costa
5/6	Crepeau	E Miller	Bravo	McGraw	Zuparic	Paredes	Lassiter	Ortiz	Kelsy	Fernandez	Smith
5/10	Crepeau	Mosquera	Bravo	Surman	K Miller	Ayala	Moreno	Ortiz	Mora	da Costa	Antony
5/14	Crepeau	Zuparic	Ortiz	Bravo	K Miller	Mosquera	Paredes	Antony	Kelsy	da Costa	Moreno
5/17	Crepeau	Mosquera	Fory	Surman	K Miller	Ayala	Moreno	Ortiz	Mora	da Costa	Antony
5/20	Crepeau	E Miller	Bravo	Zuparic	K Miller	Surman	Antony	Ortiz	Guerra	Fernandez	Lassiter
5/24	Crepeau	Mosquera	Fory	Surman	Zuparic	Ayala	Moreno	Paredes	Kelsy	da Costa	Fernandez
5/28	Crepeau	Mosquera	Fory	Surman	K Miller	Ayala	Moreno	Ortiz	Mora	da Costa	Antony
6/8	Pantemis	Mosquera	Fory	Zuparic	K Miller	Ayala	Moreno	Ortiz	Kelsy	da Costa	Antony
6/13	Pantemis	Mosquera	Fory	Surman	Zuparic	Ayala	Moreno	Chara	Mora	da Costa	Antony
6/28	Pantemis	Mosquera	Fory	Surman	Zuparic	Ayala	Fernandez	Chara	Mora	Kelsy	da Costa
7/5	Crepeau	Zuparic	K Miller	Mosquera	Surman	Ayala	Moreno	Ortiz	Kelsy	Smith	da Costa
7/13	Crepeau	Zuparic	K Miller	Mosquera	Surman	Ayala	Moreno	Ortiz	Kelsy	Fory	da Costa
7/16	Crepeau	Mosquera	Fory	Surman	Zuparic	Ayala	Moreno	Chara	Kelsy	Mora	Fernandez
7/19	Crepeau	Mosquera	Fory	Zuparic	Surman	Ayala	Moreno	Paredes	Mora	Lassiter	Smith
7/25	Crepeau	Mosquera	Smith	Surman	K Miller	Fory	Moreno	Paredes	Mora	Ayala	da Costa
7/30	Pantemis	Surman	Fory	K Miller	Mosquera	Ortiz	Fernandez	Chara	Kelsy	Smith	da Costa
8/2	Pantemis	E Miller	Smith	McGraw	Zuparic	K Miller	Fernandez	Paredes	Kelsy	Ayala	Lassiter
8/6	Crepeau	Fory	Smith	Mosquera	Zuparic	Surman	da Costa	Chara	Mora	Ortiz	Lassiter
8/9	Crepeau	Surman	K Miller	Mosquera	Zuparic	Ayala	Antony	Paredes	Mora	Smith	da Costa
8/16	Crepeau	Mosquera	Fory	Surman	K Miller	Ayala	Antony	Ortiz	Kelsy	da Costa	Lassiter
8/23	Pantemis	Mosquera	Fory	Surman	Zuparic	Ayala	Rojas	Carballo	Kelsy	da Costa	Velde
8/30	Pantemis	Mosquera	Fory	Surman	Zuparic	Ayala	Rojas	Carballo	Kelsy	Velde	Antony
9/13	Pantemis	Mosquera	Fory	Surman	Zuparic	Ayala	Velde	Ortiz	Mora	Rojas	Antony
9/20	Pantemis	K Miller	Smith	Surman	Zuparic	Ayala	Velde	Ortiz	Mora	da Costa	Antony
9/24	Pantemis	Antony	Smith	Surman	Zuparic	K Miller	Rojas	Chara	Kelsy	Paredes	Velde
9/27	Pantemis	Mosquera	K Miller	Surman	Zuparic	Ayala	Antony	Rojas	Mora	da Costa	Velde
10/4	Crepeau	Mosquera	Smith	Surman	K Miller	Ayala	Velde	Paredes	Kelsy	da Costa	Antony
10/18	Pantemis	Zuparic	K Miller	Smith	Ortiz	Ayala	da Costa	Paredes	Kelsy	Antony	Velde
10/22	Pantemis	Mosquera	Fory	Surman	K Miller	Ayala	Antony	Chara	Mora	da Costa	Velde
10/26	Pantemis	Mosquera	Fory	Surman	K Miller	Ayala	Antony	Chara	Mora	da Costa	Velde
11/1	Pantemis	Mosquera	K Miller	Surman	Zuparic	Ayala	Velde	Chara	Kelsy	da Costa	Antony
11/9	Pantemis	Zuparic	Fory	Surman	K Miller	Ayala	Antony	Chara	Kelsy	da Costa	Velde

### #1 - Goalkeeper

Maxime Crépeau 18, James Pantemis 25.

### #2 - Right Back

Juan David Mosquera 24, Eric Miller 5, Finn Surman 5, Dario Župarić 5, Antony 2, Jimer Fory 1, Kamal Miller 1.

### #3 - Left Back

Jimer Fory 22, Ian Smith 9, Kamal Miller 7, Claudio Bravo 4, Julio Joao Ortíz 1.

### #4 - Center Back

Finn Surman 28, Juan David Mosquera 4, Julio Joao Ortíz 3, Dario Župarić 3, Zac McGraw 2, Claudio Bravo 1, Kamal Miller 1, Ian Smith 1.

### #5 - Center Back

Kamal Miller 20, Dario Župarić 15, Zac McGraw 3, Finn Surman 3, Juan David Mosquera 1, Julio Joao Ortíz 1.

### #6 - Defensive Midfielder

David Ayala 34, Finn Surman 2, Juan David Mosquera 2, Kamal Miller 2, Cristhian Paredes 1, Julio Joao Ortíz 1, Jimer Fory 1.

### #7 - Right Midfielder

Santiago Moreno 18, Antony 9, Kristoffer Velde 4, Omir Fernandez 3, Ariel Lassiter 3, Matías Rojas 3, David da Costa 2, Cristhian Paredes 1.

### #8 - Central Midfielder

Diego Chará 16, Julio Joao Ortíz 14, Cristhian Paredes 7, Antony 3, Felipe Carballo 2, Matías Rojas 1.

### #9 - Stricker

Felipe Mora 22, Kevin Kelsy 20, Gage Guerra 1.

### #10 - Attacking Midfielder

David da Costa 23, David Ayala 3, Jimer Fory 3, Ian Smith 3, Omir Fernandez 2, Kevin Kelsy 2, Antony 1, Ariel Lassiter 1, Felipe Mora 1, Julio Joao Ortíz 1, Cristhian Paredes 1, Matias Rojas 1, Kristoffer Velde 1.

### #11 - Left Midfielder

Antony 16, David da Costa 9, Kristoffer Velde 7, Ariel Lassiter 4, Omir Fernandez 2, Santiago Moreno 2, Ian Smith 2, Jimer Fory 1.

# ADVANCED STATS

## MLS Statistics

Player	Pos	MP	Sts	Min	G+A	Rating	PoM	xG+A	SoT%	Sh/90	Passing	Com%	KP	T+I	Blk	Clr
<b>FORWARDS</b>																
F Mora	ST	33	20	1,664	8	6.57	2	9.6	40.0%	1.89	305-427	71.4%	15	12	4	16
K Kelsy	FW	33	17	1,605	8	6.44	1	7.4	38.2%	1.91	253-342	74.0%	14	15	14	24
J Rodríguez	FW	6	0	154	2	6.68	0	1.7	33.3%	3.51	42-57	73.7%	2	0	0	2
G Guerra	FW	6	0	133	0	7.27	0	0.4	0.0%	2.03	34-48	70.8%	1	3	1	0
<b>MIDFIELDERS</b>																
D Ayala	DM	33	32	2,624	3	7.25	2	2.9	18.2%	1.13	1634-1866	87.6%	16	136	35	54
D da Costa	AM	32	28	2,514	10	7.04	1	9.8	42.2%	1.61	1093-1342	81.4%	58	18	13	9
Antony	LM	28	26	2,202	12	7.25	2	10.6	44.4%	2.57	734-955	76.9%	29	61	19	20
S Moreno	RM	22	20	1,696	9	7.24	0	8.8	40.0%	2.39	638-858	74.4%	35	40	26	10
J Ortiz	MF	20	17	1,106	0	6.50	0	1.0	0.0%	0.49	536-600	89.3%	7	34	6	13
D Chará	MF	27	10	1,195	1	6.77	0	0.4	0.0%	0.15	646-732	88.3%	9	63	13	27
C Paredes	MF	29	8	1,016	2	6.66	1	1.4	25.0%	0.71	483-596	81.0%	15	47	14	21
K Velde	MF	8	8	651	2	7.07	3	3.6	30.0%	4.15	146-212	68.9%	15	6	7	5
M Rojas	MF	7	5	352	1	6.76	0	1.3	42.9%	3.58	121-177	68.4%	11	3	2	0
A Lassiter	MF	21	4	531	1	6.39	0	0.9	33.3%	1.53	166-233	71.2%	7	1	6	1
O Fernandez	MF	18	3	426	1	6.38	0	1.5	33.3%	1.27	157-202	77.7%	5	12	3	3
<b>DEFENDERS</b>																
F Surman	CB	31	31	2,720	0	6.86	0	1.2	20.0%	0.33	1446-1585	91.2%	5	71	47	225
J Mosquera	RB	28	26	2,266	3	6.88	2	4.5	23.8%	0.83	1086-1307	83.1%	27	45	20	52
J Fory	LB	26	23	2,061	2	7.04	1	1.8	25.0%	0.35	1120-1336	83.8%	14	71	39	111
K Miller	CB	24	23	1,880	1	6.63	0	0.6	42.9%	0.34	1143-1294	88.3%	3	37	18	100
D Župarić	DF	19	17	1,568	0	6.77	0	0.4	16.7%	0.34	759-861	88.2%	3	60	19	102
I Smith	DF	20	11	1,025	2	6.53	0	1.0	30.0%	0.88	479-579	82.7%	5	25	12	35
E Miller	DF	16	3	436	0	6.38	0	0.3	0.0%	0.41	173-233	74.2%	3	13	3	27
C Bravo	DF	8	3	330	0	7.20	2	0.9	100.0%	0.82	183-236	77.5%	4	21	13	17
Z McGraw	DF	4	3	242	0	6.18	0	0.0	0.0%	0.00	104-117	88.9%	0	10	6	14
<b>GOALKEEPERS</b>																
J Pantemis	GK	19	19	1,710	0	7.16	1	0.0	0.0%	0.00	594-754	78.8%	1	1	0	11
M Crépeau	GK	15	15	1,350	0	6.52	1	0.0	0.0%	0.00	397-530	74.9%	0	0	0	4

### Player of Match

K Velde	3
Antony	2
C Bravo	2
D Ayala	2
F Mora	2
J Mosquera	2
C Paredes	1
D da Costa	1
J Fory	1
J Pantemis	1
K Kelsy	1
M Crépeau	1

### npG+xAG

Antony	10.7
D da Costa	9.8
S Moreno	8.8
F Mora	8.0
K Kelsy	6.6
J Mosquera	4.6
K Velde	3.6
D Ayala	2.9
J Fory	1.8
C Paredes	1.5
O Fernandez	1.5

SoT% (min 10 shots) . (Gls) ...SoT of Sh	SoT%
Antony.....(7) .....28 of 63	44.4%
M Rojas .....(1) ..... 6 of 14	42.9%
D da Costa .....(4) .....19 of 45	42.2%
S Moreno .....(4) .....18 of 45	40.0%
F Mora .....(5) .....14 of 35	40.0%
K Kelsy.....(7) .....13 of 34	38.2%
K Velde .....(0) ..... 9 of 30	30.0%
I Smith.....(1) ..... 3 of 10	30.0%
J Mosquera .....(1) ..... 5 of 21	23.8%
F Surman .....(0) ..... 2 of 10	20.0%
D Ayala.....(2) ..... 6 of 33	18.2%

### FotMob Rating

D Ayala	7.25
Antony	7.25
S Moreno	7.24
J Pantemis	7.16
K Velde	7.07
D da Costa	7.04
J Fory	7.04
J Mosquera	6.88
F Surman	6.86
D Župarić	6.77
D Chará	6.77
C Paredes	6.66
K Miller	6.63
F Mora	6.57
I Smith	6.53
M Crépeau	6.52
J Ortiz	6.50
K Kelsy	6.44
A Lassiter	6.39
O Fernandez	6.38
G Guerra	7.27
C Bravo	7.20
N Santos	6.83
M Rojas	6.76
F Carballo	6.74
J Rodríguez	6.68
E Miller	6.38
Z McGraw	6.18

### Shot Creation Actions

David Costa	112
Santiago Moreno	83
Antony	73
Juan David Mosquera	55
David Ayala	49
Kristoffer Velde	37
Felipe Mora	36
Cristhian Paredes	33
Jimer Fory	31
Kevin Kelsy	30
Diego Chará	23
Ariel Lassiter	20
Ian Smith	18
Matías Rojas	18

### Goal Creation Actions

David Costa	10
Antony	10
Santiago Moreno	9
Juan David Mosquera	7
Felipe Mora	4
Kevin Kelsy	4
Jimer Fory	3
Kristoffer Velde	3
David Ayala	2
Ian Smith	2
Diego Chará	2
Cristhian Paredes	2
Ariel Lassiter	2
Jonathan Rodríguez	2

Corner Kicks	CK	In	Out	Str
S Moreno	52	19	23	0
D da Costa	51	27	13	0
M Rojas	20	11	6	1
K Velde	18	13	2	0
A Lassiter	17	14	2	0
I Smith	9	8	1	0
O Fernandez	5	5	0	0
J Mosquera	1	0	0	0
<b>Totals</b>	<b>173</b>	<b>97</b>	<b>47</b>	<b>1</b>

## PLAYER STATISTICS (ALL COMPETITIONS)

Player	Pos	MP	Sts	Min	Gls	Ast	PK	YC	RC	Sh	SoT	Fls	Fld	Crs	Int	Tkl
Felipe Mora	FW	41	23	2076	8	3	1-2	5	0	44	19	13	39	8	5	3
Kevin Kelsy	FW	41	22	1978	9	1	2-2	6	0	41	16	40	29	3	7	9
David Ayala	MF	38	37	2962	2	1	0-0	5	0	38	7	38	33	15	51	66
David da Costa	MF	39	34	2926	5	7	0-0	2	0	47	20	10	16	112	9	7
Antony	MF	34	27	2675	7	7	0-0	6	0	66	28	46	43	37	14	31
Santiago Moreno	MF	23	20	1747	4	7	0-0	1	0	45	18	28	32	76	7	17
Finn Surman	DF	38	38	3364	0	0	0-0	2	0	11	2	18	12	2	45	26
Juan David Mosquera	DF	35	31	2767	1	2	0-0	3	1	22	5	13	30	99	10	26
Jimer Fory	DF	32	28	2424	0	2	0-0	14	2	12	4	46	23	44	35	30
Kamal Miller	DF	28	26	2204	1	0	0-0	6	1	7	3	22	10	3	27	7
Dario Župarić	DF	25	23	2168	0	0	0-0	6	0	7	1	29	16	2	42	14
Diego Chará	MF	33	16	1706	0	2	0-0	4	0	2	0	42	21	5	27	43
Julio Joao Ortíz	MF	26	22	1466	0	0	0-0	4	0	6	0	18	15	6	11	14
Ian Smith	DF	27	15	1390	1	2	0-0	5	0	12	4	12	15	32	6	16
Cristhian Paredes	MF	36	10	1336	3	0	0-0	8	0	12	3	26	22	10	21	18
Kristoffer Velde	MF	12	12	1040	2	2	0-0	3	0	41	14	21	38	71	2	7
Ariel Lassiter	MF	28	8	975	2	4	0-0	2	0	13	6	7	17	57	5	1
Omír Fernández	MF	25	7	821	1	0	0-0	0	0	11	2	5	21	16	4	11
Eric Miller	DF	19	6	689	0	0	0-0	0	0	3	0	6	1	12	7	4
Jonathan Rodríguez	FW	11	4	562	2	1	1-1	4	0	11	5	6	5	2	4	5
Claudio Bravo	DF	10	5	495	0	0	0-0	1	0	3	3	14	6	13	10	12
Zac McGraw	DF	7	5	426	1	0	0-0	2	0	1	1	3	4	0	6	6
Matías Rojas	MF	8	5	387	1	0	0-0	0	0	15	6	4	3	26	2	4
Gage Guerra	FW	12	1	315	2	0	0-0	0	0	7	3	6	1	6	3	1
Felipe Carballo	MF	2	2	123	0	0	0-0	0	0	3	1	0	1	1	2	1
Daniel Nunez	MF	3	0	62	0	0	0-0	0	0	1	0	0	0	1	0	1
Kyle Linhares	MF	1	0	31	0	0	0-0	0	0	1	0	0	0	2	0	0
Sawyer Jura	DF	1	0	18	0	0	0-0	0	0	0	0	0	0	0	0	1
Noah Santos	FW	1	0	11	0	0	0-0	0	0	0	0	0	0	0	0	0
James Pantemis	GK	25	25	2280	0	0	0-0	0	0	0	0	0	1	0	0	0
Maxime Crépeau	GK	18	18	1650	0	0	0-0	1	0	0	0	0	4	0	0	0

## GOALKEEPING

Player	MP	Sts	Min	GA	SoTA	Saves	GAA	Sv%	W	D	L	CS	CS%	PK
James Pantemis	25	25	2280	35	131	94	1.40	71.8%	10	9	6	6	24.0%	3-6
Maxime Crépeau	18	18	1650	26	91	65	1.44	71.4%	5	4	9	3	16.7%	0-0

## PLAYER STATISTICS (MLS REGULAR SEASON)

Player	Pos	MP	Sts	Min	Gls	Ast	PK	YC	RC	Sh	SoT	Fls	Fld	Crs	Int	Tkl
David Ayala	MF	33	32	2624	2	1	0-0	4	0	33	6	36	32	14	48	56
Finn Surman	DF	31	31	2720	0	0	0-0	2	0	10	2	13	9	2	31	21
David da Costa	MF	32	28	2514	4	6	0-0	2	0	45	19	10	12	107	7	4
Juan David Mosquera	DF	28	26	2266	1	2	0-0	2	0	21	5	9	25	89	10	23
Antony	MF	28	26	2202	7	5	0-0	5	0	63	28	40	34	29	13	27
Jimer Fory	DF	26	23	2061	0	2	0-0	9	0	8	2	42	19	41	32	24
Kamal Miller	DF	24	23	1880	1	0	0-0	5	1	7	3	19	10	3	24	7
Santiago Moreno	MF	22	20	1696	4	5	0-0	1	0	45	18	28	32	76	7	17
Felipe Mora	FW	33	20	1664	5	3	1-2	4	0	35	14	11	32	7	5	2
Kevin Kelsy	FW	33	17	1605	7	1	1-1	3	0	34	13	31	26	2	6	7
Dario Župarić	DF	19	17	1568	0	0	0-0	4	0	6	1	17	10	2	36	12
Julio Joao Ortíz	MF	20	17	1106	0	0	0-0	4	0	6	0	16	12	6	9	14
Ian Smith	DF	20	11	1025	1	1	0-0	4	0	10	3	11	11	28	5	11
Diego Chará	MF	27	10	1195	0	1	0-0	3	0	2	0	31	14	1	20	32
Cristhian Paredes	MF	29	8	1016	2	0	0-0	7	0	8	2	23	20	8	18	14
Kristoffer Velde	FW	8	8	651	0	2	0-0	1	0	30	9	11	23	38	0	6
Matías Rojas	MF	7	5	352	1	0	0-0	0	0	14	6	4	3	26	1	2
Ariel Lassiter	FW	21	4	531	0	1	0-0	2	0	9	3	4	13	42	0	1
Eric Miller	DF	16	3	436	0	0	0-0	0	0	2	0	3	0	8	5	2
Omír Fernández	MF	18	3	426	1	0	0-0	0	0	6	2	5	15	14	3	5
Claudio Bravo	DF	8	3	330	0	0	0-0	1	0	3	3	6	3	11	7	7
Zac McGraw	DF	4	3	242	0	0	0-0	2	0	0	0	3	2	0	4	4
Felipe Carballo	MF	2	2	123	0	0	0-0	0	0	3	1	0	1	1	2	1
Jonathan Rodríguez	FW	6	0	154	1	1	1-1	2	0	6	2	3	5	1	0	0
Gage Guerra	FW	6	0	133	0	0	0-0	0	0	3	0	2	1	5	2	1
James Pantemis	GK	19	19	1710	0	0	0-0	0	0	0	0	0	1	0	0	0
Maxime Crépeau	GK	15	15	1350	0	0	0-0	0	0	0	0	0	2	0	0	0
<b>Squad Total</b>		<b>34</b>		<b>3060</b>	<b>37</b>	<b>31</b>	<b>3-4</b>	<b>67</b>	<b>1</b>	<b>409</b>	<b>142</b>	<b>378</b>	<b>367</b>	<b>561</b>	<b>295</b>	<b>300</b>
<b>Opponent Total</b>		<b>34</b>		<b>3060</b>	<b>47</b>	<b>33</b>	<b>3-6</b>	<b>66</b>	<b>3</b>	<b>457</b>	<b>160</b>	<b>382</b>	<b>362</b>	<b>561</b>	<b>298</b>	<b>365</b>

### GOALKEEPING

Player	MP	Sts	Min	GA	SoTA	Saves	GAA	Sv%	W	D	L	CS	CS%	PK
James Pantemis	19	19	1710	26	95	67	1.37	75.8%	7	8	4	4	21.1%	3-6
Maxime Crépeau	15	15	1350	22	71	49	1.47	69.0%	4	3	8	3	20.0%	0-0
<b>Squad Total</b>	<b>34</b>		<b>3060</b>	<b>48</b>	<b>166</b>	<b>116</b>	<b>1.41</b>	<b>72.9%</b>	<b>11</b>	<b>11</b>	<b>12</b>	<b>7</b>	<b>20.6%</b>	<b>3-6</b>
<b>Opponent Total</b>	<b>34</b>		<b>3060</b>	<b>41</b>	<b>146</b>	<b>108</b>	<b>1.21</b>	<b>74.0%</b>	<b>12</b>	<b>11</b>	<b>11</b>	<b>11</b>	<b>32.4%</b>	<b>1-4</b>

## PLAYER STATISTICS (LEAGUES CUP)

Player	Pos	MP	Sts	Min	Gls	Ast	PK	YC	RC	Sh	SoT	Fls	Fld	Crs	Int	Tkl
Julio Joao Ortiz	MF	3	2	225	0	0	0-0	0	0	1	0	5	4	0	-	-
Ian Smith	DF	3	3	209	0	0	0-0	1	0	0	0	4	3	1	-	-
Kamal Miller	DF	3	2	203	0	0	0-0	0	0	1	0	3	3	0	-	-
Dario Zuparic	DF	2	2	180	0	0	0-0	0	0	0	0	2	0	0	-	-
Juan Mosquera	DF	2	2	180	0	0	0-0	1	0	1	0	2	3	0	-	-
Ariel Lassiter	MF	3	2	179	2	0	0-0	0	0	2	2	0	5	3	-	-
Jimer Fory	DF	3	2	163	0	0	0-0	1	0	0	0	5	2	0	-	-
Diego Chará	MF	2	2	156	0	1	0-0	0	0	0	0	2	1	0	-	-
Kevin Kelsy	FW	3	2	148	1	0	0-0	2	0	2	1	6	5	0	-	-
Omír Fernández	MF	2	2	148	0	0	0-0	0	0	0	0	0	5	0	-	-
Finn Surman	DF	2	2	135	0	0	0-0	0	0	0	0	0	0	0	-	-
Felipe Mora	FW	3	1	122	1	0	0-0	0	0	1	1	2	2	0	-	-
Cristhian Paredes	MF	2	1	114	1	0	0-0	0	0	2	2	1	2	0	-	-
Zac McGraw	DF	2	1	113	0	0	0-0	0	0	0	0	2	2	0	-	-
David da Costa	MF	2	2	94	1	1	0-0	0	0	2	2	0	2	0	-	-
Eric Miller	DF	1	1	90	0	0	0-0	0	0	1	0	0	1	0	-	-
Santiago Moreno	MF	1	0	50	0	2	0-0	0	0	0	0	1	0	1	-	-
Gage Guerra	FW	2	0	46	0	0	0-0	0	0	1	1	0	1	1	-	-
David Ayala	MF	1	1	45	0	0	0-0	0	0	0	0	0	0	0	-	-
Antony	FW	1	0	36	0	0	0-0	0	0	0	0	0	0	1	-	-
Daniel Núñez	FW	1	0	15	0	0	0-0	0	0	0	0	1	1	0	-	-
Noah Santos	MF	1	0	10	0	0	0-0	0	0	0	0	0	0	0	-	-
James Pantemis	GK	2	2	180	0	0	0-0	0	0	0	0	0	0	0	-	-
Maxime Crépeau	GK	1	1	90	0	0	0-0	1	0	0	0	0	0	0	-	-

## GOALKEEPING

Player	MP	Sts	Min	GA	SoTA	Saves	GAA	Sv%	W	D	L	CS	CS%	PK
James Pantemis	2	2	180	0	8	8	0.00	100.0%	2	0	0	2	100.0%	0-0
Maxime Crépeau	1	1	90	1	5	4	1.00	80.0%	0	1	0	0	0.0%	0-0

## PLAYER STATISTICS (US OPEN CUP)

Player	Pos	MP	Sts	Min	Gls	Ast	PK	YC	RC	Sh	SoT	Fls	Fld	Crs	Int	Tkl
Ariel Lassiter	MF	2	2	210	0	1	0-0	0	0	4	3	3	3	12	4	0
Dario Župarić	DF	2	2	210	0	0	0-0	1	0	1	0	6	3	0	4	0
Omír Fernández	MF	2	2	168	0	0	0-0	0	0	2	0	0	3	2	1	4
Claudio Bravo	DF	2	2	165	0	0	0-0	0	0	0	0	8	3	2	3	5
Eric Miller	DF	2	2	163	0	0	0-0	0	0	1	0	3	1	4	2	2
Julio Joao Ortíz	MF	2	2	130	0	0	0-0	0	0	0	0	2	3	0	2	0
Kamal Miller	DF	1	1	120	0	0	0-0	1	0	0	0	3	0	0	3	0
Ian Smith	MF	2	1	120	0	1	0-0	0	0	2	1	1	4	4	1	5
Finn Surman	DF	1	1	119	0	0	0-0	0	0	0	0	1	1	0	3	1
Kevin Kelsy	FW	1	1	90	1	0	1-1	0	0	2	2	1	2	1	0	1
Cristhian Paredes	MF	1	1	90	0	0	0-0	0	0	2	1	1	1	0	1	4
Gage Guerra	FW	2	1	85	1	0	0-0	0	0	3	2	4	0	1	1	0
Zac McGraw	DF	1	1	72	1	0	0-0	0	0	1	1	0	2	0	2	2
Antony	MF	1	1	60	0	0	0-0	1	0	2	0	1	1	0	0	1
Jonathan Rodríguez	FW	1	0	60	0	0	0-0	1	0	2	1	0	0	1	0	0
David da Costa	MF	1	0	49	0	0	0-0	0	0	1	0	0	0	1	0	2
Juan David Mosquera	DF	1	0	47	0	0	0-0	0	0	1	0	0	2	1	0	0
Felipe Mora	FW	1	0	47	0	0	0-0	1	0	1	0	0	2	0	0	0
Daniel Nunez	MF	2	0	46	0	0	0-0	0	0	1	0	0	0	1	0	1
Kyle Linhares	MF	1	0	31	0	0	0-0	0	0	1	0	0	0	2	0	0
Sawyer Jura	DF	1	0	18	0	0	0-0	0	0	0	0	0	0	0	0	1
Maxime Crépeau	GK	2	2	210	0	0	0-0	0	0	0	0	0	2	0	0	0
<b>Squad Total</b>		<b>2</b>		<b>210</b>	<b>3</b>	<b>2</b>	<b>1-1</b>	<b>5</b>	<b>0</b>	<b>27</b>	<b>11</b>	<b>34</b>	<b>33</b>	<b>32</b>	<b>27</b>	<b>29</b>
<b>Opponent Total</b>		<b>2</b>		<b>210</b>	<b>3</b>	<b>3</b>	<b>0-0</b>	<b>5</b>	<b>0</b>	<b>39</b>	<b>15</b>	<b>33</b>	<b>33</b>	<b>49</b>	<b>19</b>	<b>20</b>

## GOALKEEPING

Player	MP	Sts	Min	GA	SoTA	Saves	GAA	Sv%	W	D	L	CS	CS%	PK
Maxime Crépeau	2	2	210	3	15	12	1.29	80.0%	1	0	1	0	0.0%	0-0
<b>Squad Total</b>	<b>2</b>		<b>210</b>	<b>3</b>	<b>15</b>	<b>12</b>	<b>1.29</b>	<b>80.0%</b>	<b>1</b>	<b>0</b>	<b>1</b>	<b>0</b>	<b>0.0%</b>	<b>0-0</b>
<b>Opponent Total</b>	<b>2</b>		<b>210</b>	<b>3</b>	<b>10</b>	<b>8</b>	<b>1.29</b>	<b>80.0%</b>	<b>1</b>	<b>0</b>	<b>1</b>	<b>1</b>	<b>50.0%</b>	<b>0-1</b>

## PLAYER STATISTICS (PLAYOFFS)

Player	Pos	MP	Sts	Min	Gls	Ast	PK	YC	RC	Sh	SoT	Fls	Fld	Crs	Int	Tkl
Finn Surman	DF	4	4	390	0	0	0-0	0	0	1	0	4	2	0	11	4
Kristoffer Velde	MF	4	4	389	2	0	0-0	2	0	11	5	10	15	33	2	1
Antony	MF	4	0	377	0	2	0-0	0	0	1	0	5	8	8	1	3
Diego Chará	MF	4	4	355	0	0	0-0	1	0	0	0	11	7	4	7	11
Kamal Miller	DF	4	4	348	1	0	0-0	1	0	3	2	3	0	0	4	5
David Ayala	MF	4	4	293	0	0	0-0	1	0	5	1	2	1	1	3	10
Juan David Mosquera	DF	4	3	274	0	0	0-0	0	1	0	0	4	3	9	0	3
David da Costa	MF	4	4	270	0	0	0-0	0	0	1	1	0	4	4	2	1
Felipe Mora	FW	4	2	244	2	0	0-0	0	0	8	5	2	5	1	0	1
Dario Župarić	DF	2	2	210	0	0	0-0	1	0	0	0	6	3	0	2	2
Jimer Fory	DF	3	3	200	0	0	0-0	3	1	4	2	4	4	3	3	6
Kevin Kelsy	FW	4	2	134	0	0	0-0	1	0	5	1	8	1	0	1	1
Cristhian Paredes	MF	4	0	116	0	0	0-0	1	0	2	0	2	1	2	2	0
Omir Fernandez	MF	3	0	81	0	0	0-0	0	0	3	0	0	3	0	0	2
Ariel Lassiter	MF	2	0	55	0	2	0-0	0	0	0	0	0	1	3	1	0
Gage Guerra	MF	2	0	51	1	0	0-0	0	0	1	1	0	0	0	0	0
Ian Smith	DF	2	0	37	0	0	0-0	0	0	0	0	0	0	0	0	0
Matías Rojas	MF	1	0	35	0	0	0-0	0	0	1	0	0	0	0	1	2
Julio Joao Ortíz	MF	1	1	5	0	0	0-0	0	0	0	0	0	0	0	0	0
James Pantemis	GK	4	4	390	0	0	0-0	0	0	0	0	0	0	0	0	0
<b>Squad Total</b>		<b>4</b>		<b>4254</b>	<b>6</b>	<b>4</b>	<b>0-0</b>	<b>11</b>	<b>2</b>	<b>46</b>	<b>18</b>	<b>61</b>	<b>58</b>	<b>68</b>	<b>40</b>	<b>52</b>
<b>Opponent Total</b>		<b>4</b>		<b>4290</b>	<b>9</b>	<b>6</b>		<b>19</b>	<b>5</b>	<b>61</b>	<b>28</b>	<b>64</b>	<b>62</b>	<b>56</b>	<b>44</b>	<b>36</b>

## GOALKEEPING

Player	MP	Sts	Min	GA	SoTA	Saves	GAA	Sv%	W	D	L	CS	CS%	PK
James Pantemis	4	4	390	9	28	19	2.08	67.9%	1	1	2	0	0.0%	0-0
<b>Squad Total</b>	<b>4</b>		<b>390</b>	<b>9</b>	<b>28</b>	<b>19</b>	<b>2.08</b>	<b>67.9%</b>	<b>1</b>	<b>1</b>	<b>2</b>	<b>0</b>	<b>0.0%</b>	<b>0-0</b>
<b>Opponent Total</b>	<b>4</b>		<b>390</b>	<b>6</b>	<b>18</b>	<b>12</b>	<b>1.38</b>	<b>66.7%</b>	<b>2</b>	<b>1</b>	<b>1</b>	<b>1</b>	<b>25.0%</b>	<b>0-0</b>

### VANCOUVER WHITECAPS 4, PORTLAND TIMBERS 1

February 23, 2025 at Providence Park in Portland, Oregon

Vancouver	2	2	-	4
Portland	0	1	-	1

#### SCORING

VAN - Gauld (Nelson) 24'  
 VAN - Vite (Nelson) 32'  
 VAN - Adegugbe (Nelson) 53'  
 VAN - Nelson 61'  
 POR - Antony 73'

#### CAUTIONS

POR - K Miller (Red) 11'  
 VAN - Cubas 36'  
 POR - Fory 63'  
 VAN - Gauld 88'

	POR	VAN
Possession	34%	66%
Shots	6	22
Shots on Target	2	10
Saves	6	1
Fouls	9	16
Corner Kicks	3	10
Offsides	1	2

Portland Timbers	Pos	Min	Gls	Ast	Sh	SoT	YC	RC
Felipe Mora	FW	36	0	0	0	0	0	0
Eric Miller	RB	54	0	0	0	0	0	0
Kevin Kelsy	FW	90	0	0	2	1	0	0
David Ayala	CM	45	0	0	0	0	0	0
David Costa	RM	45	0	0	1	0	0	0
Diego Chará	CM	90	0	0	0	0	0	0
Julio Joao Ortíz	RM	65	0	0	1	0	0	0
Cristhian Paredes	CM	25	0	0	0	0	0	0
Jimer Fory	LB	90	0	0	1	0	1	0
Antony	LM	85	1	0	1	1	0	0
Ariel Lassiter	LM	5	0	0	0	0	0	0
Kamal Miller	CB	10	0	0	0	0	0	1
Zac McGraw	CB	90	0	0	0	0	0	0
Finn Surman	CB	65	0	0	0	0	0	0
Ian Smith	CB	25	0	0	0	0	0	0
Maxime Crépeau	GK	90	0	0	0	0	0	0
<b>16 Players</b>		<b>910</b>	<b>1</b>	<b>0</b>	<b>6</b>	<b>2</b>	<b>1</b>	<b>1</b>

Player	Min	SoTA	GA	Saves	Save%
Maxime Crépeau	90	10	4	6	60.0

Vancouver W-Caps	Pos	Min	Gls	Ast	Sh	SoT	YC	RC
Brian White	FW	87	0	0	5	2	0	0
Nicolas Fleuriau	FW	3	0	0	1	1	0	0
Ryan Gauld	LW	90	1	0	4	3	1	0
Jayden Nelson	RW	61	1	3	3	1	0	0
Ali Ahmed	RW	29	0	0	1	0	0	0
Sebastian Berhalter	LM	81	0	0	2	1	0	0
Jeevan Badwal	LM	9	0	0	0	0	0	0
Andrés Cubas	CM	61	0	0	0	0	1	0
Ralph Priso-Mbongue	CM	29	0	0	0	0	0	0
Pedro Vite	RM	90	1	0	1	1	0	0
Sam Adegugbe	LB	81	1	0	3	1	0	0
Édier Ocampo	LB	9	0	0	1	0	0	0
Tristan Blackmon	CB	90	0	0	1	0	0	0
Ranko Veselinović	CB	90	0	0	0	0	0	0
Mathías Laborda	RB	90	0	0	0	0	0	0
Yohei Takaoka	GK	90	0	0	0	0	0	0
<b>16 Players</b>		<b>990</b>	<b>4</b>	<b>3</b>	<b>22</b>	<b>10</b>	<b>2</b>	<b>0</b>

Player	Min	SoTA	GA	Saves	Save%
Yohei Takaoka	90	2	1	1	50.0

### PORTLAND TIMBERS 1, AUSTIN FC 0

March 1, 2025 at Providence Park in Portland, Oregon

Austin	0	0	-	0
Portland	0	1	-	1

#### SCORING

POR - da Costa 89'

#### CAUTIONS

POR - McGraw 39'  
 ATX - Pereira 44'  
 POR - Antony 53'  
 POR - Fory 55'  
 POR - Ortiz 64'  
 POR - Paredes 90+1'

	POR	ATX
Possession	54%	46%
Shots	7	13
Shots on Target	2	4
Saves	4	1
Fouls	15	9
Offsides	0	4
Corner Kicks	6	5

Portland Timbers	Pos	Min	Gls	Ast	Sh	SoT	YC	RC
Felipe Mora	FW	65	0	0	2	1	0	0
Kevin Kelsy	FW	25	0	0	1	0	0	0
David da Costa	LW	89	1	0	1	1	0	0
Claudio Bravo	LW	1	0	0	0	0	0	0
Ariel Lassiter	RW	81	0	0	1	0	0	0
Eric Miller	RM	9	0	0	0	0	0	0
Jimer Fory	LM	90	0	0	0	0	1	0
David Ayala	CM	81	0	0	2	0	0	0
Cristhian Paredes	CM	9	0	0	0	0	1	0
Julio Joao Ortíz	CM	65	0	0	0	0	1	0
Diego Chará	CM	25	0	0	0	0	0	0
Antony	RM	90	0	0	0	0	1	0
Ian Smith	CB	90	0	0	0	0	0	0
Zac McGraw	CB	90	0	0	0	0	1	0
Finn Surman	CB	90	0	0	0	0	0	0
James Pantemis	GK	90	0	0	0	0	0	0
<b>16 Players</b>		<b>990</b>	<b>1</b>	<b>0</b>	<b>7</b>	<b>2</b>	<b>5</b>	<b>0</b>

Player	Min	SoTA	GA	Saves	Save%
James Pantemis	90	4	0	4	100.0

Austin FC	Pos	Min	Gls	Ast	Sh	SoT	YC	RC
Owen Wolff	FW	81	0	0	0	0	0	0
Nicolás Dubersarsky	CM	9	0	0	0	0	0	0
Brandon Vazquez	FW	90	0	0	4	2	0	0
Osman Bukari	LM	81	0	0	2	0	0	0
Jon Gallagher	LB	9	0	0	0	0	0	0
Daniel Pereira	CM	90	0	0	1	1	1	0
Ilie Sánchez	CM	61	0	0	1	0	0	0
Besard Sabovic	CM	29	0	0	2	1	0	0
Jáder Obrian	RM	61	0	0	1	0	0	0
Myrto Uzuni	FW	29	0	0	0	0	0	0
Guilherme Biro	LB	90	0	0	0	0	0	0
Brendan Hines-Ike	CB	90	0	0	0	0	0	0
Julio Cascante	CB	41	0	0	0	0	0	0
Oleksandr Svatok	CB	49	0	0	1	0	0	0
Mikkel Desler	RB	90	0	0	1	0	0	0
Brad Stuver	GK	90	0	0	0	0	0	0
<b>16 Players</b>		<b>990</b>	<b>0</b>	<b>0</b>	<b>13</b>	<b>4</b>	<b>1</b>	<b>0</b>

Player	Min	SoTA	GA	Saves	Save%
Brad Stuver	90	2	1	1	50

### NASHVILLE SC 2, PORTLAND TIMBERS 0

March 8, 2025 at Geodis Park in Nashville, Tennessee

Portland	0	0	-	0
Nashville	1	1	-	2

#### SCORING

NSH - Najjar (Samvik Tagseth) 45+3'  
NSH - Qasem (Lovitz) 68'

#### CAUTIONS

POR - McGraw 5'  
POR - Ayala 83'

	NSH	POR
Possession	57%	43%
Shots	22	9
Shots on Target	10	4
Saves	4	8
Fouls	9	9
Offsides	3	2
Corner Kicks	5	2

Nashville SC	Pos	Min	Gls	Ast	Sh	SoT	YC	RC
Sam Surridge	FW	90	0	0	0	0	0	0
Hany Mukhtar	FW	76	0	0	5	2	0	0
Teal Bunbury	FW	14	0	0	0	0	0	0
Alex Muyl	LM	90	0	0	6	2	0	0
E Sandvik Tagseth	CM	90	0	1	1	1	0	0
Patrick Yazbek	CM	85	0	0	0	0	0	0
Gastón Brugman	CM	5	0	0	0	0	0	0
Ahmed Qasem	RM	76	1	0	2	2	0	0
Jonathan Perez	RM	14	0	0	1	0	0	0
Daniel Lovitz	LB	90	0	1	1	1	0	0
Jack Maher	CB	90	0	0	1	0	0	0
Walker Zimmerman	CB	90	0	0	1	0	0	0
Andy Najjar	RB	89	1	0	4	2	0	0
Josh Bauer	RB	1	0	0	0	0	0	0
Joe Willis	GK	90	0	0	0	0	0	0
<b>15 Players</b>		<b>990</b>	<b>2</b>	<b>2</b>	<b>22</b>	<b>10</b>	<b>0</b>	<b>0</b>

Player	Min	SoTA	GA	Saves	Save%
Joe Willis	90	4	0	4	100.0

Portland Timbers	Pos	Min	Gls	Ast	Sh	SoT	YC	RC
Kevin Kelsy	FW	75	0	0	0	0	0	0
Kamal Miller	CB	15	0	0	0	0	0	0
David da Costa	LW	90	0	0	2	0	0	0
Ariel Lassiter	RW	45	0	0	0	0	0	0
Santiago Moreno	RW	45	0	0	0	0	0	0
Jimer Fory	LM	75	0	0	0	0	0	0
Felipe Mora	FW	15	0	0	0	0	0	0
David Ayala	CM	90	0	0	3	1	1	0
Julio Joao Ortíz	CM	45	0	0	0	0	0	0
Eric Miller	RB	45	0	0	0	0	0	0
Antony	RM	90	0	0	4	3	0	0
Ian Smith	CB	90	0	0	0	0	0	0
Zac McGraw	CB	45	0	0	0	0	1	0
Diego Chará	DM	45	0	0	0	0	0	0
Finn Surman	CB	90	0	0	0	0	0	0
James Pantemis	GK	90	0	0	0	0	0	0
<b>16 Players</b>		<b>990</b>	<b>0</b>	<b>0</b>	<b>9</b>	<b>4</b>	<b>2</b>	<b>0</b>

Player	Min	SoTA	GA	Saves	Save%
James Pantemis	90	12	2	8	83.3

### PORTLAND TIMBERS 1, LOS ANGELES GALAXY 1 (DRAW)

March 16, 2025 at Providence Park in Portland, Oregon

LA Galaxy	0	1	-	1
Portland	0	1	-	1

#### SCORING

POR - Mora (da Costa) 49'  
LAG - Ramirez (Jorgensen) 81'

#### CAUTIONS

POR - Fory 26'  
LAG - Miller 47'

	POR	LAG
Possession	47%	53%
Shots	9	13
Shots on Target	4	3
Saves	2	3
Fouls	13	11
Offsides	0	0
Corner Kicks	5	8

Portland Timbers	Pos	Min	Gls	Ast	Sh	SoT	YC	RC
Felipe Mora	FW	73	1	0	2	2	1	0
Kevin Kelsy	FW	17	0	0	0	0	0	0
Santiago Moreno	LW	90	0	0	1	1	0	0
Antony	RW	90	0	0	2	1	0	0
David da Costa	AM	78	0	1	2	0	0	0
Ariel Lassiter	AM	12	0	0	1	0	0	0
David Ayala	DM	72	0	0	1	0	0	0
Cristhian Paredes	DM	18	0	0	0	0	0	0
Diego Chará	DM	90	0	0	0	0	0	0
Jimer Fory	LB	90	0	0	0	0	1	0
Kamal Miller	CB	73	0	0	0	0	0	0
Zac McGraw	CB	17	0	0	0	0	0	0
Finn Surman	CB	90	0	0	0	0	0	0
Eric Miller	RB	90	0	0	0	0	0	0
James Pantemis	GK	90	0	0	0	0	0	0
<b>15 Players</b>		<b>990</b>	<b>1</b>	<b>1</b>	<b>9</b>	<b>4</b>	<b>2</b>	<b>0</b>

Player	Min	SoTA	GA	Saves	Save%
James Pantemis	90	3	1	2	66.7

LA Galaxy	Pos	Min	Gls	Ast	Sh	SoT	YC	RC
Miguel Berry	FW	72	0	0	1	1	0	0
Christian Ramirez	AM	18	1	0	1	1	0	0
Diego Fagúndez	LW	88	0	0	0	0	0	0
Carlos Garcés	RB	2	0	0	0	0	0	0
Gabriel Chaves	RW	90	0	0	6	0	0	0
Tucker Lepley	LM	90	0	0	1	1	0	0
Edwin Cerrillo	CM	72	0	0	3	0	0	0
Matheus Nascimento	FW	18	0	0	0	0	0	0
Isaiah Parente	RM	90	0	0	1	0	0	0
Julián Aude	LB	90	0	0	0	0	0	0
Maya Yoshida	CB	90	0	0	0	0	0	0
Mathias Jørgensen	CB	90	0	1	0	0	0	0
Harbor Miller	RB	63	0	0	0	0	1	0
Miki Yamane	RB	27	0	0	0	0	0	0
John McCarthy	GK	90	0	0	0	0	0	0
<b>15 Players</b>		<b>990</b>	<b>1</b>	<b>1</b>	<b>13</b>	<b>3</b>	<b>1</b>	<b>0</b>

Player	Min	SoTA	GA	Saves	Save%
John McCarthy	90	4	1	3	75.0

### PORTLAND TIMBERS 3, COLORADO RAPIDS 0

March 22, 2025 at Dick's Sporting Goods Park in Denver, Colorado

Portland	1	2	-	3
Colorado	0	0	-	0

#### SCORING

POR - Own Goal (Atencio) 45+1'  
 POR - Antony (Moreno) 48'  
 POR - Kelsy (Fory) 75'

#### CAUTIONS

None

	COL	POR
Possession	47%	53%
Shots	8	11
Shots on Target	1	5
Saves	3	1
Fouls	10	7
Offsides	5	1
Corner Kicks	6	3

Colorado Rapids	Pos	Min	Gls	Ast	Sh	SoT	YC	RC
Rafael Navarro	FW	90	0	0	1	0	0	0
Djordje Mihailovic	LW	90	0	0	1	0	0	0
Kevin Cabral	RW	58	0	0	2	1	0	0
Calvin Harris	RM	32	0	0	0	0	0	0
Oliver Larraz	LM	58	0	0	2	0	0	0
Connor Ronan	CM	32	0	0	0	0	0	0
Joshua Atencio	CM	68	0	0	0	0	0	0
Omír Fernández	LM	22	0	0	0	0	0	0
Cole Bassett	RM	75	0	0	1	0	0	0
Darren Yapi	FW	15	0	0	1	0	0	0
Keegan Rosenberry	LB	75	0	0	0	0	0	0
Ian Murphy	LB	15	0	0	0	0	0	0
Chidozie Awaziem	CB	90	0	0	0	0	0	0
Andreas Maxsø	CB	90	0	0	0	0	0	0
Reggie Cannon	RB	90	0	0	0	0	0	0
Adam Beaudry	GK	90	0	0	0	0	0	0
<b>16 Players</b>		<b>990</b>	<b>0</b>	<b>0</b>	<b>8</b>	<b>1</b>	<b>0</b>	<b>0</b>

Player	Min	SoTA	GA	Saves	Save%
Adam Beaudry	90	5	3	3	40.0

Portland Timbers	Pos	Min	Gls	Ast	Sh	SoT	YC	RC
Felipe Mora	FW	73	0	0	0	0	0	0
Kevin Kelsy	FW	17	1	0	1	1	0	0
Antony	LW	86	1	0	1	1	0	0
Cristhian Paredes	RW	4	0	0	0	0	0	0
Santiago Moreno	RW	79	0	1	3	1	0	0
Ian Smith	LW	11	0	0	0	0	0	0
David da Costa	AM	90	0	0	2	1	0	0
David Ayala	DM	79	0	0	1	0	0	0
Julio Joao Ortíz	DM	11	0	0	0	0	0	0
Diego Chará	DM	90	0	0	2	0	0	0
Jimer Fory	LB	90	0	1	0	0	0	0
Kamal Miller	CB	90	0	0	0	0	0	0
Finn Surman	CB	90	0	0	1	1	0	0
Eric Miller	RB	73	0	0	0	0	0	0
Juan David Mosquera	RB	17	0	0	0	0	0	0
James Pantemis	GK	90	0	0	0	0	0	0
<b>16 Players</b>		<b>990</b>	<b>2</b>	<b>2</b>	<b>11</b>	<b>5</b>	<b>0</b>	<b>0</b>

Player	Min	SoTA	GA	Saves	Save%
James Pantemis	90	1	0	1	100.0

### PORTLAND TIMBERS 3, HOUSTON DYNAMO 1

March 30, 2025 at Providence Park in Portland, Oregon

Portland	2	1	-	3
Houston	1	0	-	1

#### SCORING

POR - Mora (Moreno) 6'  
 HOU - Escobar (McGlynn) 12'  
 POR - Antony (Mora) 23'  
 POR - Antony (Mora) 71'

#### CAUTIONS

POR - Chara 11'  
 HOU - Steres 31'  
 POR - Mora 34'  
 POR - Fory 43'  
 HOU - Dorsey 55'

	POR	HOU
Possession	40%	60%
Shots	16	10
Shots on Target	9	1
Saves	0	6
Fouls	12	8
Offsides	2	1
Corner Kicks	7	8

Portland Timbers	Pos	Min	Gls	Ast	Sh	SoT	YC	RC
Felipe Mora	FW	72	1	2	1	1	1	0
Kevin Kelsy	FW	18	0	0	1	0	0	0
Antony	LW	79	2	0	4	4	0	0
Ariel Lassiter	LW	11	0	0	1	1	0	0
Santiago Moreno	RW	90	0	1	2	0	0	0
David da Costa	AM	90	0	0	1	0	0	0
David Ayala	DM	79	0	0	0	0	0	0
Julio Joao Ortíz	DM	11	0	0	0	0	0	0
Diego Chará	DM	90	0	0	0	0	1	0
Jimer Fory	LB	72	0	0	1	1	1	0
Ian Smith	LB	18	0	0	0	0	0	0
Kamal Miller	CB	90	0	0	1	0	0	0
Finn Surman	CB	90	0	0	1	0	0	0
Juan David Mosquera	RB	87	0	0	2	1	0	0
Claudio Bravo	RB	3	0	0	1	1	0	0
James Pantemis	GK	90	0	0	0	0	0	0
<b>16 Players</b>		<b>990</b>	<b>3</b>	<b>3</b>	<b>16</b>	<b>9</b>	<b>3</b>	<b>0</b>

Player	Min	SoTA	GA	Saves	Save%
James Pantemis	90	1	1	0	0.0

Houston Dynamo	Pos	Min	Gls	Ast	Sh	SoT	YC	RC
Ezequiel Ponce	FW	90	0	0	3	0	0	0
Sebastian Kowalczyk	LW	90	0	0	0	0	0	0
Nicolás Lodeiro	RW	72	0	0	1	0	0	0
Júnior Urso	WB	18	0	0	0	0	0	0
Amine Bassi	AM	80	0	0	1	0	0	0
Andy Batioja	FW	10	0	0	0	0	0	0
Jack McGlynn	DM	86	0	1	2	0	0	0
Aliyu Ibrahim	CM	4	0	0	0	0	0	0
Artur	DM	90	0	0	1	0	0	0
Daniel Steres	LB	45	0	0	0	0	1	0
Erik Sviatchenko	LB	45	0	0	0	0	0	0
Obafemi Awodesu	CB	90	0	0	0	0	0	0
Franco Escobar	CB	90	1	0	2	1	0	0
Griffin Dorsey	RB	90	0	0	0	0	1	0
Blake Gillingham	GK	90	0	0	0	0	0	0
<b>15 Players</b>		<b>990</b>	<b>1</b>	<b>1</b>	<b>10</b>	<b>1</b>	<b>2</b>	<b>0</b>

Player	Min	SoTA	GA	Saves	Save%
Blake Gillingham	90	9	3	6	66.7

### AUSTIN FC 0, PORTLAND TIMBERS 0 (DRAW)

April 5, 2025 at Q2 Stadium in Austin, Texas

Portland	0	0	-	0
Austin	0	0	-	0

#### SCORING

None

#### CAUTIONS

ATX - Wolff 28'  
 ATX - Sabovic 61'  
 POR - de Costa 68'  
 POR - Fory 73'  
 POR - Antony 75'  
 ATX - Gallagher 90+2'

	ATX	POR
Possession	44%	56%
Shots	11	12
Shots on Target	1	5
Saves	5	1
Fouls	10	11
Offsides	3	1
Corner Kicks	4	6

Austin FC	Pos	Min	Gls	Ast	Sh	SoT	YC	RC
Myrto Uzuni	FW	90	0	0	4	0	0	0
Brandon Vazquez	FW	90	0	0	2	1	0	0
Owen Wolff	LM	89	0	0	1	0	1	0
<b>CJ Fodrey</b>	<b>LM</b>	<b>1</b>	<b>0</b>	<b>0</b>	<b>0</b>	<b>0</b>	<b>0</b>	<b>0</b>
Besard Sabovic	CM	82	0	0	1	0	1	0
<b>Nicolás Dubersarsky</b>	<b>CM</b>	<b>8</b>	<b>0</b>	<b>0</b>	<b>0</b>	<b>0</b>	<b>0</b>	<b>0</b>
Daniel Pereira	CM	90	0	0	1	0	0	0
Osman Bukari	RM	70	0	0	0	0	0	0
<b>Jáder Obrian</b>	<b>RM</b>	<b>20</b>	<b>0</b>	<b>0</b>	<b>0</b>	<b>0</b>	<b>0</b>	<b>0</b>
Guilherme Biro	LB	82	0	0	1	0	0	0
<b>Žan Kolmanič</b>	<b>LB</b>	<b>8</b>	<b>0</b>	<b>0</b>	<b>0</b>	<b>0</b>	<b>0</b>	<b>0</b>
Brendan Hines-Ike	CB	90	0	0	0	0	0	0
Oleksandr Svatok	CB	90	0	0	1	0	0	0
Jon Gallagher	RB	90	0	0	0	0	1	0
Brad Stuver	GK	90	0	0	0	0	0	0
<b>15 Players</b>		<b>990</b>	<b>0</b>	<b>0</b>	<b>11</b>	<b>1</b>	<b>3</b>	<b>0</b>

Player	Min	SoTA	GA	Saves	Save%
Brad Stuver	90	5	0	5	100.0

Portland Timbers	Pos	Min	Gls	Ast	Sh	SoT	YC	RC
Felipe Mora	FW	73	0	0	1	1	0	0
<b>Kevin Kelsy</b>	<b>FW</b>	<b>17</b>	<b>0</b>	<b>0</b>	<b>0</b>	<b>0</b>	<b>0</b>	<b>0</b>
Antony	LW	90	0	0	4	0	1	0
Santiago Moreno	RW	82	0	0	1	1	0	0
<b>Ariel Lassiter</b>	<b>RW</b>	<b>8</b>	<b>0</b>	<b>0</b>	<b>0</b>	<b>0</b>	<b>0</b>	<b>0</b>
David da Costa	AM	90	0	0	2	1	1	0
David Ayala	DM	83	0	0	1	0	0	0
<b>Cristhian Paredes</b>	<b>DM</b>	<b>7</b>	<b>0</b>	<b>0</b>	<b>0</b>	<b>0</b>	<b>0</b>	<b>0</b>
Julio Joao Ortíz	DM	57	0	0	0	0	0	0
<b>Diego Chará</b>	<b>DM</b>	<b>33</b>	<b>0</b>	<b>0</b>	<b>0</b>	<b>0</b>	<b>0</b>	<b>0</b>
Jimer Fory	LB	90	0	0	0	0	1	0
Kamal Miller	CB	90	0	0	1	1	0	0
Finn Surman	CB	90	0	0	0	0	0	0
Juan David Mosquera	RB	82	0	0	2	1	0	0
<b>Eric Miller</b>	<b>RB</b>	<b>8</b>	<b>0</b>	<b>0</b>	<b>0</b>	<b>0</b>	<b>0</b>	<b>0</b>
James Pantemis	GK	90	0	0	0	0	0	0
<b>16 Players</b>		<b>990</b>	<b>0</b>	<b>0</b>	<b>12</b>	<b>5</b>	<b>3</b>	<b>0</b>

Player	Min	SoTA	GA	Saves	Save%
James Pantemis	90	1	0	1	100.0

### PORTLAND TIMBERS 4, SPORTING KANSAS CITY 2

April 13, 2025 at Children's Mercy Park in Kansas City, Kansas

Portland	2	2	-	4
Kansas City	2	0	-	2

#### SCORING

POR - Ayala (de Costa) 10'  
 SKC - Suleymanov 16'  
 POR - Kelsy (Ayala) 25'  
 SKC - Joveljic (PK) 33'  
 POR - Kelsy (Antony) 49'  
 POR - Own Goal (Miller) 54'

#### CAUTIONS

POR - Smith 22'  
 POR - Antony 28'  
 SKC - Fernandez 45+6'  
 POR - Chara 58'  
 POR - Lassiter 78'

	SKC	POR
Possession	46%	54%
Shots	7	14
Shots on Target	4	8
Saves	5	3
Fouls	9	16
Offsides	4	3
Corner Kicks	6	7

Sporting KC	Pos	Min	Gls	Ast	Sh	SoT	YC	RC
Dejan Joveljić	FW	90	1	0	2	1	0	0
Dániel Sallói	LW	90	0	0	1	1	0	0
M-Shapi Suleymanov	RW	54	1	0	1	1	0	0
<b>Erik Thommy</b>	<b>RW</b>	<b>36</b>	<b>0</b>	<b>0</b>	<b>0</b>	<b>0</b>	<b>0</b>	<b>0</b>
Manu García	LM	88	0	0	0	0	0	0
<b>William Agada</b>	<b>LM</b>	<b>2</b>	<b>0</b>	<b>0</b>	<b>0</b>	<b>0</b>	<b>0</b>	<b>0</b>
Jacob Bartlett	CM	87	0	0	0	0	0	0
<b>Stephen Afrifa</b>	<b>CM</b>	<b>3</b>	<b>0</b>	<b>0</b>	<b>0</b>	<b>0</b>	<b>0</b>	<b>0</b>
Jake Davis	RM	90	0	0	2	1	0	0
Logan Ndenbe	LB	68	0	0	0	0	0	0
<b>Tim Leibold</b>	<b>LB</b>	<b>22</b>	<b>0</b>	<b>0</b>	<b>0</b>	<b>0</b>	<b>0</b>	<b>0</b>
Joaquín Fernández	CB	90	0	0	1	0	1	0
Jansen Miller	CB	90	0	0	0	0	0	0
Khiry Shelton	RB	68	0	0	0	0	0	0
<b>Memo Rodriguez</b>	<b>RM</b>	<b>22</b>	<b>0</b>	<b>0</b>	<b>0</b>	<b>0</b>	<b>0</b>	<b>0</b>
John Pulskamp	GK	90	0	0	0	0	0	0
<b>16 Players</b>		<b>990</b>	<b>2</b>	<b>0</b>	<b>7</b>	<b>4</b>	<b>1</b>	<b>0</b>

Player	Min	SoTA	GA	Saves	Save%
John Pulskamp	90	8	4	5	50.0

Portland Timbers	Pos	Min	Gls	Ast	Sh	SoT	YC	RC
Kevin Kelsy	FW	75	2	0	2	2	0	0
<b>Felipe Mora</b>	<b>FW</b>	<b>15</b>	<b>0</b>	<b>0</b>	<b>0</b>	<b>0</b>	<b>0</b>	<b>0</b>
Antony	LW	75	0	1	1	0	1	0
<b>Ariel Lassiter</b>	<b>RW</b>	<b>15</b>	<b>0</b>	<b>0</b>	<b>0</b>	<b>0</b>	<b>1</b>	<b>0</b>
Santiago Moreno	RW	68	0	0	3	0	0	0
<b>Jonathan Rodríguez</b>	<b>LW</b>	<b>22</b>	<b>0</b>	<b>0</b>	<b>1</b>	<b>1</b>	<b>0</b>	<b>0</b>
David da Costa	AM	90	0	1	4	3	0	0
David Ayala	DM	90	1	1	2	1	0	0
Diego Chará	DM	68	0	0	0	0	1	0
<b>Cristhian Paredes</b>	<b>DM</b>	<b>22</b>	<b>0</b>	<b>0</b>	<b>0</b>	<b>0</b>	<b>0</b>	<b>0</b>
Ian Smith	LB	45	0	0	0	0	1	0
<b>Claudio Bravo</b>	<b>LB</b>	<b>45</b>	<b>0</b>	<b>0</b>	<b>1</b>	<b>1</b>	<b>0</b>	<b>0</b>
Kamal Miller	CB	90	0	0	0	0	0	0
Finn Surman	CB	90	0	0	0	0	0	0
Juan David Mosquera	RB	90	0	0	0	0	0	0
James Pantemis	GK	90	0	0	0	0	0	0
<b>16 Players</b>		<b>990</b>	<b>3</b>	<b>3</b>	<b>14</b>	<b>8</b>	<b>4</b>	<b>0</b>

Player	Min	SoTA	GA	Saves	Save%
James Pantemis	90	6	2	3	83.3

**PORTLAND TIMBERS 3, LOS ANGELES FC 3 (DRAW)**

April 19, 2025 at Providence Park in Portland, Oregon

Los Angeles FC	1	2	-	3
Portland	2	1	-	3

**SCORING**

- POR - Mora (PK) 8'
- POR - Moreno (Antony) 42'
- LAF - Giroud 45'
- LAF - Martinez (Bouanga) 64'
- POR - Mora (Rodriguez) 66'
- LAF - Bouanga (PK) 90'

**CAUTIONS**

- POR - Fory 18'
- POR - Ayala 35'
- LAF - Delgado 45+2'
- LFA - Bouanga 45+3'
- POR - Rodriguez 63'
- POR - de Costa 76'
- LAF - Hollingshead 78'
- LAF - Palencia 90+4'

	POR	LAF
Possession	39%	61%
Shots	9	18
Shots on Target	2	8
Saves	6	0
Fouls	12	12
Offsides	1	4
Corner Kicks	2	7

Portland Timbers	Pos	Min	Gls	Ast	Sh	SoT	YC	RC
Felipe Mora	FW	73	2	0	1	1	0	0
Kevin Kelsy	FW	17	0	0	0	0	0	0
Antony	LW	45	0	1	1	0	0	0
Jonathan Rodríguez	LW	45	0	1	2	0	1	0
Santiago Moreno	RW	90	1	0	1	1	0	0
David da Costa	AM	90	0	0	2	0	1	0
David Ayala	DM	73	0	0	0	0	1	0
Julio Joao Ortíz	DM	17	0	0	0	0	0	0
Diego Chará	DM	90	0	0	0	0	0	0
Jimer Fory	LB	90	0	0	0	0	1	0
Kamal Miller	CB	90	0	0	1	0	0	0
Finn Surman	CB	90	0	0	1	0	0	0
Juan David Mosquera	RB	90	0	0	0	0	0	0
James Pantemis	GK	90	0	0	0	0	0	0
<b>14 Players</b>		<b>990</b>	<b>3</b>	<b>2</b>	<b>9</b>	<b>2</b>	<b>4</b>	<b>0</b>

Player	Min	SoTA	GA	Saves	Save%
James Pantemis	90	9	3	6	77.8

Los Angeles FC	Pos	Min	Gls	Ast	Sh	SoT	YC	RC
Olivier Giroud	FW	77	1	0	2	1	0	0
Jeremy Ebobisse	FW	13	0	0	0	0	0	0
Denis Bouanga	LW	90	1	1	9	4	1	0
Nathan Ordaz	RW	60	0	0	1	1	0	0
David Martínez	RW	30	1	0	3	2	0	0
Marky Delgado	LM	77	0	0	0	0	1	0
Cengiz Ünder	LM	13	0	0	0	0	0	0
Igor	CM	90	0	0	1	0	0	0
Timmy Tillman	RM	90	0	0	1	0	0	0
Ryan Hollingshead	LB	90	0	0	1	0	1	0
Aaron Long	CB	90	0	0	0	0	0	0
Marlon	CB	90	0	0	0	0	0	0
Sergi Palencia	RB	90	0	0	0	0	1	0
Hugo Lloris	GK	90	0	0	0	0	0	0
<b>14 Players</b>		<b>990</b>	<b>3</b>	<b>1</b>	<b>18</b>	<b>8</b>	<b>4</b>	<b>0</b>

Player	Min	SoTA	GA	Saves	Save%
Hugo Lloris	90	3	3	0	33.3

**PORTLAND TIMBERS 4, LOS ANGELES GALAXY 2**

April 27, 2025 at Dignity Health Sports Park in Carson, California

Portland	1	3	-	4
LA Galaxy	0	2	-	2

**SCORING**

- POR - da Costa (Antony) 38'
- POR - Moreno (Antony) 53'
- POR - Kelsy (Antony) 63'
- LAG - Ramirez (Paintsil) 67'
- LAG - Reus (Ramirez) 69'
- POR - Rodriguez (PK) 76'

**CAUTIONS**

- LAG - Paintsil 45+1'
- POR - Rodriguez 77'
- LAG - Ypshida 82'
- POR - K Miller 90+4'

	LAG	POR
Possession	53%	47%
Shots	16	10
Shots on Target	6	5
Saves	2	4
Fouls	10	10
Offsides	2	2
Corner Kicks	5	2

Los Angeles Galaxy	Pos	Min	Gls	Ast	Sh	SoT	YC	RC
Christian Ramirez	FW	90	1	1	4	1	0	0
Joseph Paintsil	LW	90	0	1	4	2	1	0
Gabriel Chaves	RW	90	0	0	1	0	0	0
Diego Fagúndez	AM	58	0	0	0	0	0	0
Marco Reus	CM	32	1	0	2	1	0	0
Edwin Cerrillo	DM	59	0	0	0	0	0	0
Lucas Sanabria	CM	31	0	0	0	0	0	0
Isaiah Parente	DM	59	0	0	1	1	0	0
Julián Aude	LM	31	0	0	1	1	0	0
John Nelson	LB	90	0	0	1	0	0	0
Mathias Jørgensen	CB	70	0	0	0	0	0	0
Maya Yoshida	CB	20	0	0	2	0	1	0
Carlos Garcés	CB	89	0	0	0	0	0	0
Mauricio Cuevas	RM	1	0	0	0	0	0	0
Miki Yamane	RB	90	0	0	0	0	0	0
John McCarthy	GK	90	0	0	0	0	0	0
<b>16 Players</b>		<b>990</b>	<b>2</b>	<b>2</b>	<b>16</b>	<b>6</b>	<b>2</b>	<b>0</b>

Player	Min	SoTA	GA	Saves	Save%
John McCarthy	90	6	4	2	50.0

Portland Timbers	Pos	Min	Gls	Ast	Sh	SoT	YC	RC
Kevin Kelsy	FW	70	1	0	2	1	0	0
Felipe Mora	FW	20	0	0	1	1	0	0
Antony	LW	70	0	3	1	0	0	0
Jonathan Rodríguez	LW	20	1	0	1	0	1	0
Santiago Moreno	RW	90	1	0	2	2	0	0
David Costa	AM	83	1	0	1	1	0	0
Christhian Paredes	DM	7	0	0	0	0	0	0
David Ayala	DM	90	0	0	1	0	0	0
Julio Joao Ortíz	DM	69	0	0	0	0	0	0
Omír Fernandez	RW	21	0	0	0	0	0	0
Jimer Fory	LB	90	0	0	0	0	0	0
Kamal Miller	CB	90	0	0	0	0	1	0
Finn Surman	CB	90	0	0	0	0	0	0
Juan David Mosquera	RB	79	0	0	1	0	0	0
Eric Miller	RB	11	0	0	0	0	0	0
James Pantemis	GK	90	0	0	0	0	0	0
<b>16 Players</b>		<b>990</b>	<b>4</b>	<b>3</b>	<b>10</b>	<b>5</b>	<b>2</b>	<b>0</b>

Player	Min	SoTA	GA	Saves	Save%
James Pantemis	90	6	2	4	66.7

## SAN JOSE EARTHQUAKES 4, PORTLAND TIMBERS 1

May 3, 2025 at PayPal Park in San Jose, California

Portland	1	0	-	1
San Jose	3	1	-	4

### SCORING

SJ - Espinoza (Jones) 16'  
 SJ - Espinoza (Bouda) 24'  
 SJ - Arango (Jones) 27'  
 POR - Mora (da Costa) 42'  
 SJ - Bouda (Arnago) 88'

### CAUTIONS

SJ - Harkes 38'  
 SJ - Munie 40'  
 SJ - Romney 55'  
 POR - K Miller 90+2'  
 SJ - Costa 90+4'

	SJ	POR
Possession	44%	56%
Shots	15	17
Shots on Target	8	5
Saves	4	4
Fouls	14	9
Offsides	3	3
Corner Kicks	2	6

San Jose Earthquakes	Pos	Min	Gls	Ast	Sh	SoT	YC	RC
Cristian Arango	FW	90	1	1	5	4	0	0
Ousseni Bouda	AM	90	1	1	2	1	0	0
Cristian Espinoza	AM	90	2	0	4	2	0	0
Beau Leroux	CM	89	0	0	0	0	0	0
<b>Noel Buck</b>	<b>CM</b>	<b>1</b>	<b>0</b>	<b>0</b>	<b>0</b>	<b>0</b>	<b>0</b>	<b>0</b>
Ian Harkes	CM	81	0	0	2	1	1	0
<b>Mark-Anthony Kaye</b>	<b>CM</b>	<b>9</b>	<b>0</b>	<b>0</b>	<b>0</b>	<b>0</b>	<b>0</b>	<b>0</b>
Vitor Costa	WB	90	0	0	1	0	1	0
DeJuan Jones	WB	90	0	2	0	0	0	0
David Romney	CB	90	0	0	0	0	1	0
Daniel Munie	CB	90	0	0	1	0	1	0
Max Floriani	CB	71	0	0	0	0	0	0
<b>Rodrigues</b>	<b>CB</b>	<b>19</b>	<b>0</b>	<b>0</b>	<b>0</b>	<b>0</b>	<b>0</b>	<b>0</b>
Daniel	GK	90	0	0	0	0	0	0
<b>14 Players</b>		<b>990</b>	<b>4</b>	<b>4</b>	<b>15</b>	<b>8</b>	<b>4</b>	<b>0</b>

Player	Min	SoTA	GA	Saves	Save%
Daniel	90	5	1	4	80.0

Portland Timbers	Pos	Min	Gls	Ast	Sh	SoT	YC	RC
Felipe Mora	FW	90	1	0	5	2	0	0
Antony	LW	90	0	0	2	1	0	0
Santiago Moreno	RW	76	0	0	1	0	0	0
<b>Kevin Kelsy</b>	<b>LM</b>	<b>14</b>	<b>0</b>	<b>0</b>	<b>1</b>	<b>0</b>	<b>0</b>	<b>0</b>
David Costa	AM	90	0	1	3	1	0	0
David Ayala	DM	75	0	0	2	0	0	0
<b>Ian Smith</b>	<b>LB</b>	<b>15</b>	<b>0</b>	<b>0</b>	<b>0</b>	<b>0</b>	<b>0</b>	<b>0</b>
Julio Joao Ortíz	DM	65	0	0	0	0	0	0
<b>Cristhian Paredes</b>	<b>DM</b>	<b>25</b>	<b>0</b>	<b>0</b>	<b>1</b>	<b>0</b>	<b>0</b>	<b>0</b>
Claudio Bravo	LB	76	0	0	1	1	0	0
<b>Omír Fernandez</b>	<b>RM</b>	<b>14</b>	<b>0</b>	<b>0</b>	<b>0</b>	<b>0</b>	<b>0</b>	<b>0</b>
Kamal Miller	CB	90	0	0	0	0	1	0
Finn Surman	CB	90	0	0	1	0	0	0
Juan David Mosquera	RB	81	0	0	0	0	0	0
<b>Ariel Lassiter</b>	<b>CM</b>	<b>9</b>	<b>0</b>	<b>0</b>	<b>0</b>	<b>0</b>	<b>0</b>	<b>0</b>
Maxime Crépeau	GK	90	0	0	0	0	0	0
<b>16 Players</b>		<b>990</b>	<b>1</b>	<b>1</b>	<b>17</b>	<b>5</b>	<b>1</b>	<b>0</b>

Player	Min	SoTA	GA	Saves	Save%
Maxime Crépeau	90	8	4	4	50.0

## PORTLAND TIMBERS 3, TACOMA DEFIANCE 2

May 6, 2025 at Starfire Sports Complex Stadium in Tukwila, Washington

Portland	1	2	-	3
Tacoma	0	2	-	2

### SCORING

POR - McGraw (Lassiter) 33'  
 TAC - De Rosario (Minoungou) 48'  
 TAC - Tsukanome (Minoungou) 50'  
 POR - Guerra (Smith) 80'  
 POR - Kelsy (PK) 90+3'

### CAUTIONS

TAC - Brunell 63'  
 TAC - Kingston 73'

	TAC	POR
Possession	50%	50%
Shots	10	13
Shots on Target	6	6
Saves	3	4
Fouls	16	10
Offsides	1	3
Corner Kicks	4	6

Tacoma Defiance	Pos	Min	Gls	Ast	Sh	SoT	YC	RC
Osaze De Rosario	FW	90	1	0	3	2	0	0
Sebastian Gomez	AM	74	0	0	0	0	0	0
<b>Travian Sousa</b>	<b>DF</b>	<b>16</b>	<b>0</b>	<b>0</b>	<b>0</b>	<b>0</b>	<b>0</b>	<b>0</b>
Peter Kingston	AM	90	0	0	0	0	1	0
Georgi Minoungou	AM	90	0	2	0	0	0	0
Antino Lopez	DM	45	0	0	0	0	0	0
<b>Yu Tsukanome</b>	<b>FW</b>	<b>45</b>	<b>1</b>	<b>0</b>	<b>2</b>	<b>2</b>	<b>0</b>	<b>0</b>
Snyder Brunell	DM	90	0	0	2	1	1	0
Reed Baker-Whiting	LB	90	0	0	0	0	0	0
Stuart Hawkins	CB	90	0	0	1	1	0	0
Kaito Yamada	CB	90	0	0	1	0	0	0
Kalani Rienzi	RB	90	0	0	0	0	0	0
Andrew Thomas	GK	90	0	0	1	0	0	0
<b>13 Players</b>		<b>990</b>	<b>2</b>	<b>2</b>	<b>10</b>	<b>6</b>	<b>2</b>	<b>0</b>

Player	Min	SoTA	GA	Saves	Save%
Andrew Thomas	90	6	3	3	50.0

Portland Timbers	Pos	Min	Gls	Ast	Sh	SoT	YC	RC
Kevin Kelsy	FW	90	1	0	2	2	0	0
Ian Smith	AM	90	0	1	1	0	0	0
Omír Fernandez	AM	78	0	0	1	0	0	0
<b>Gage Guerra</b>	<b>FW</b>	<b>12</b>	<b>1</b>	<b>0</b>	<b>2</b>	<b>2</b>	<b>0</b>	<b>0</b>
Ariel Lassiter	AM	90	0	1	1	0	0	0
Cristhian Paredes	DM	90	0	0	2	1	0	0
Julio Joao Ortíz	DM	59	0	0	0	0	0	0
<b>Kyle Linhares</b>	<b>MF</b>	<b>31</b>	<b>0</b>	<b>0</b>	<b>1</b>	<b>0</b>	<b>0</b>	<b>0</b>
Claudio Bravo	LB	45	0	0	0	0	0	0
<b>Daniel Nunez</b>	<b>MF</b>	<b>45</b>	<b>0</b>	<b>0</b>	<b>1</b>	<b>0</b>	<b>0</b>	<b>0</b>
Dario Župarić	CB	90	0	0	1	0	0	0
Zac McGraw	CB	72	1	0	1	1	0	0
<b>Sawyer Jura</b>	<b>DF</b>	<b>18</b>	<b>0</b>	<b>0</b>	<b>0</b>	<b>0</b>	<b>0</b>	<b>0</b>
Eric Miller	RB	90	0	0	0	0	0	0
Maxime Crépeau	GK	90	0	0	0	0	0	0
<b>15 Players</b>		<b>990</b>	<b>3</b>	<b>2</b>	<b>13</b>	<b>6</b>	<b>0</b>	<b>0</b>

Player	Min	SoTA	GA	Saves	Save%
Maxime Crépeau	90	6	2	4	66.7

**PORTLAND TIMBERS 1, SPORTING KANSAS CITY 0**

May 10, 2025 at Providence Park in Portland, Oregon

Kansas City	0	0	-	0
Portland	1	0	-	1

**SCORING**

POR - Moreno (da Costa) 10'

**CAUTIONS**

POR - Bravo 67'  
SKC - Suleymanov 73'  
SKC - Davis 74'

	POR	SKC
Possession	49%	51%
Shots	9	11
Shots on Target	3	3
Saves	3	2
Fouls	13	13
Offsides	5	2
Corner Kicks	8	0

Portland Timbers	Pos	Min	Gls	Ast	Sh	SoT	YC	RC
David da Costa	FW	77	0	1	1	0	0	0
Jonathan Rodríguez	FW	13	0	0	0	0	0	0
Felipe Mora	FW	67	0	0	0	0	0	0
Kevin Kelsy	FW	23	0	0	0	0	0	0
Antony	LM	90	0	0	2	1	0	0
Julio Joao Ortíz	CM	90	0	0	0	0	0	0
David Ayala	CM	67	0	0	1	0	0	0
Cristhian Paredes	CM	23	0	0	0	0	0	0
Santiago Moreno	RM	77	1	0	4	2	0	0
Omír Fernandez	RM	13	0	0	0	0	0	0
Claudio Bravo	LB	90	0	0	0	0	1	0
Kamal Miller	CB	90	0	0	0	0	0	0
Finn Surman	CB	90	0	0	1	0	0	0
Juan David Mosquera	RB	83	0	0	0	0	0	0
Eric Miller	RB	7	0	0	0	0	0	0
Maxime Crépeau	GK	90	0	0	0	0	0	0
<b>16 Players</b>		<b>990</b>	<b>1</b>	<b>1</b>	<b>9</b>	<b>3</b>	<b>1</b>	<b>0</b>

Player	Min	SoTA	GA	Saves	Save%
Maxime Crépeau	90	3	0	3	100.0

Sporting KC	Pos	Min	Gls	Ast	Sh	SoT	YC	RC
Dejan Joveljić	FW	90	0	0	0	0	0	0
Dániel Sallói	LW	69	0	0	6	3	0	0
Erik Thommy	LM	21	0	0	0	0	0	0
M-Shapi Suleymanov	RW	80	0	0	2	0	1	0
Santiago Muñoz	RM	10	0	0	0	0	0	0
Nemanja Radoja	DM	90	0	0	0	0	0	0
Jacob Bartlett	CM	45	0	0	0	0	0	0
Jake Davis	CM	45	0	0	1	0	1	0
Manu García	CM	90	0	0	1	0	0	0
Tim Leibold	LB	68	0	0	1	0	0	0
Zorhan Bassong	LB	22	0	0	0	0	0	0
Robert Voloder	CB	90	0	0	0	0	0	0
Jansen Miller	CB	90	0	0	0	0	0	0
Andrew Brody	RB	68	0	0	0	0	0	0
Khiry Shelton	RB	22	0	0	0	0	0	0
John Pulskamp	GK	90	0	0	0	0	0	0
<b>16 Players</b>		<b>990</b>	<b>0</b>	<b>0</b>	<b>11</b>	<b>3</b>	<b>2</b>	<b>0</b>

Player	Min	SoTA	GA	Saves	Save%
John Pulskamp	90	3	1	2	66.7

**REAL SLAT LAKE 0, PORTLAND TIMBERS 0 (DRAW)**

May 14, 2025 at America First Field at Sandy, Utah

Portland	0	0	-	0
Salt Lake	0	0	-	0

**SCORING**

None

**CAUTIONS**

RSL - Davis 21'  
POR - Paredes 46'  
RSL - Caliskan 64'  
RSL - Luna 69'

	RSL	POR
Possession	50%	50%
Shots	8	12
Shots on Target	2	3
Saves	3	2
Fouls	13	11
Offsides	2	3
Corner Kicks	4	0

Real Salt Lake	Pos	Min	Gls	Ast	Sh	SoT	YC	RC
Ariath Piol	FW	58	0	0	0	0	0	0
Dominik Marczuk	RW	32	0	0	0	0	0	0
Diogo Gonçalves	LW	58	0	0	1	0	0	0
Jesús Barea	LW	32	0	0	1	0	0	0
Zavier Gozo	RW	90	0	0	2	1	0	0
Diego Luna	AM	90	0	0	1	0	1	0
Braian Ojeda	DM	77	0	0	2	0	0	0
Pablo Ruiz	DM	13	0	0	0	0	0	0
Emeka Eneli	DM	90	0	0	0	0	0	0
Alexandros Katranis	LB	90	0	0	0	0	0	0
Sam Junqua	CB	90	0	0	1	1	0	0
Bode Davis	CB	90	0	0	0	0	1	0
Noel Caliskan	RB	90	0	0	0	0	1	0
Rafael Cabral	GK	90	0	0	0	0	0	0
<b>14 Players</b>		<b>990</b>	<b>0</b>	<b>0</b>	<b>8</b>	<b>2</b>	<b>3</b>	<b>0</b>

Player	Min	SoTA	GA	Saves	Save%
Rafael Cabral	90	3	0	3	100.0

Portland Timbers	Pos	Min	Gls	Ast	Sh	SoT	YC	RC
Kevin Kelsy	FW	71	0	0	0	0	0	0
Felipe Mora	FW	19	0	0	0	0	0	0
Antony	LW	60	0	0	3	2	0	0
Jonathan Rodríguez	LW	30	0	0	2	1	0	0
Santiago Moreno	RW	78	0	0	2	0	0	0
Ariel Lassiter	RW	12	0	0	0	0	0	0
David da Costa	AM	71	0	0	2	0	0	0
Omír Fernandez	AM	19	0	0	0	0	0	0
Julio Joao Ortíz	DM	60	0	0	0	0	0	0
Diego Chará	DM	30	0	0	2	0	0	0
Cristhian Paredes	DM	90	0	0	1	0	1	0
Claudio Bravo	LB	90	0	0	0	0	0	0
Kamal Miller	CB	90	0	0	0	0	0	0
Dario Župarić	CB	90	0	0	0	0	0	0
Juan David Mosquera	RB	90	0	0	0	0	0	0
Maxime Crépeau	GK	90	0	0	0	0	0	0
<b>16 Players</b>		<b>990</b>	<b>0</b>	<b>0</b>	<b>12</b>	<b>3</b>	<b>1</b>	<b>0</b>

Player	Min	SoTA	GA	Saves	Save%
Maxime Crépeau	90	2	0	2	100.0

**PORTLAND TIMBERS 1, SEATTLE SOUNDERS 1 (DRAW)**

May 17, 2025 at Providence Park in Portland, Oregon

Seattle	1	0	-	1
Portland	1	0	-	1

**SCORING**

SEA - Rusnak (Musovski) 30'  
 POR - Moreno (de Costa) 36'

**CAUTIONS**

POR - Ayala 23'  
 POR - K Miller 34'  
 SEA - Tolo 50'

	POR	SEA
Possession	47%	53%
Shots	4	13
Shots on Target	1	6
Saves	5	0
Fouls	19	9
Offsides	0	2
Corner Kicks	3	8

Portland Timbers	Pos	Min	Gls	Ast	Sh	SoT	YC	RC
Felipe Mora	FW	90	0	0	0	0	0	0
Antony	LW	66	0	0	0	0	0	0
Jonathan Rodríguez	LW	24	0	0	0	0	0	0
Santiago Moreno	RW	89	1	0	3	1	0	0
Omír Fernández	RW	1	0	0	0	0	0	0
David da Costa	AM	90	0	1	0	0	0	0
David Ayala	DM	90	0	0	0	0	1	0
Julio Joao Ortíz	DM	45	0	0	0	0	0	0
Cristhian Paredes	DM	45	0	0	0	0	0	0
Jimer Forj	LB	89	0	0	0	0	0	0
Claudio Bravo	LB	1	0	0	0	0	0	0
Kamal Miller	CB	45	0	0	0	0	1	0
Dario Župarić	CB	45	0	0	0	0	0	0
Finn Surman	CB	90	0	0	0	0	0	0
Juan David Mosquera	RB	77	0	0	1	0	0	0
Eric Miller	RB	13	0	0	0	0	0	0
Maxime Crépeau	GK	90	0	0	0	0	0	0
<b>17 Players</b>		<b>990</b>	<b>1</b>	<b>1</b>	<b>4</b>	<b>1</b>	<b>2</b>	<b>0</b>

Player	Min	SoTA	GA	Saves	Save%
Maxime Crépeau	90	6	1	5	83.3

Seattle Sounders	Pos	Min	Gls	Ast	Sh	SoT	YC	RC
Daniel Musovski	FW	80	0	1	2	1	0	0
Georgi Minoungou	LW	10	0	0	1	1	0	0
Ryan Kent	LW	70	0	0	0	0	0	0
Paul Rothrock	FW	20	0	0	2	0	0	0
Jesús Ferreira	RW	70	0	0	0	0	0	0
Pedro De la Vega	RW	20	0	0	2	1	0	0
Albert Rusnák	AM	90	1	0	2	2	0	0
Obed Vargas	DM	90	0	0	0	0	0	0
Cristian Roldan	DM	90	0	0	1	0	0	0
Nouhou Tolo	LB	90	0	0	1	0	1	0
Kim Kee-hee	CB	90	0	0	0	0	0	0
Y Gómez Andrade	CB	90	0	0	1	1	0	0
Alex Roldan	RB	90	0	0	1	0	0	0
Stefan Frei	GK	90	0	0	0	0	0	0
<b>14 Players</b>		<b>990</b>	<b>1</b>	<b>1</b>	<b>13</b>	<b>6</b>	<b>1</b>	<b>0</b>

Player	Min	SoTA	GA	Saves	Save%
Stefan Frei	90	1	1	0	0

**SAN JOSE EARTHQUAKES 1, PORTLAND TIMBERS 0 (AET)**

May 20, 2025 at Pay Pal Park in San Jose, California

Portland	0	0	0	-	0
San Jose	0	0	1	-	1

**SCORING**

SJ - Skahan (Kaye) 116'

**CAUTIONS**

POR - Antony 39'  
 POR - Zuparic 75'  
 SJ - Romney 77'  
 POR - Mora 86'  
 POR - K Miller 87'  
 POR - Rodríguez 89'  
 SJ - Costa 92'  
 SJ - Floriani 107'

	SJ	POR
Possession	59%	41%
Shots	29	14
Shots on Target	9	5
Saves	5	8
Fouls	17	24
Offsides	1	5
Corner Kicks	12	2

San Jose Earthquakes	Pos	Min	Gls	Ast	Sh	SoT	YC	RC
Ousseni Bouda	FW	72	0	0	2	0	0	0
Jack Skahan	MF	46	1	0	3	2	0	0
Paul Marie	DF	2	0	0	0	0	0	0
Hernán López Muñoz	AM	45	0	0	2	0	0	0
Preston Judd	FW	75	0	0	1	0	0	0
Cristian Espinoza	AM	120	0	0	5	2	0	0
Vitor Costa	DM	102	0	0	2	1	1	0
Benjamin Kikanovic	FW	18	0	0	0	0	0	0
Beau Leroux	DM	118	0	0	2	1	0	0
Reid Roberts	DF	2	0	0	0	0	0	0
Ian Harkes	DM	102	0	0	5	1	0	0
Mark-Anthony Kaye	FW	18	0	1	1	0	0	0
DeJuan Jones	DM	120	0	0	1	0	0	0
David Romney	CB	120	0	0	0	0	1	0
Daniel Munie	CB	120	0	0	5	2	0	0
Max Floriani	CB	120	0	0	0	0	1	0
Earl Edwards Jr.	GK	120	0	0	0	0	0	0
<b>17 Players</b>		<b>1,320</b>	<b>1</b>	<b>1</b>	<b>29</b>	<b>9</b>	<b>3</b>	<b>0</b>

Player	Min	SoTA	GA	Saves	Save%
Earl Edwards Jr.	120	5	0	5	100.0

Portland Timbers	Pos	Min	Gls	Ast	Sh	SoT	YC	RC
Gage Guerra	FW	73	0	0	1	0	0	0
Felipe Mora	FW	47	0	0	1	0	1	0
Ariel Lassiter	LM	120	0	0	3	3	0	0
Omír Fernández	CM	90	0	0	1	0	0	0
Ian Smith	DF	30	0	0	1	1	0	0
Julio Joao Ortíz	CM	71	0	0	0	0	0	0
David da Costa	FW	49	0	0	1	0	0	0
Antony	RM	60	0	0	2	0	1	0
Jonathan Rodríguez	FW	60	0	0	2	1	1	0
Claudio Bravo	LB	120	0	0	0	0	0	0
Kamal Miller	CB	120	0	0	0	0	1	0
Finn Surman	CB	119	0	0	0	0	0	0
Daniel Nunez	MF	1	0	0	0	0	0	0
Dario Župarić	CB	120	0	0	0	0	1	0
Eric Miller	RB	73	0	0	1	0	0	0
Juan David Mosquera	DF	47	0	0	1	0	0	0
Maxime Crépeau	GK	120	0	0	0	0	0	0
<b>17 Players</b>		<b>1,320</b>	<b>0</b>	<b>0</b>	<b>14</b>	<b>5</b>	<b>5</b>	<b>0</b>

Player	Min	SoTA	GA	Saves	Save%
Maxime Crépeau	120	9	1	8	88.9

### ORLANDO CITY 1, PORTLAND TIMBERS 0

May 24, 2025 at Inter&Co Stadium in Orlando, Florida

Portland	0	0	-	0
Orlando City	1	0	-	1

#### SCORING

ORL - McGuire (Atuesta) 39'

#### CAUTIONS

POR - Antony 66'  
 ORL - Angulo 74'  
 POR - Zuparic 90+3'  
 ORL - Schlegel 90+5'

	ORL	POR
Possession	40%	60%
Shots	14	7
Shots on Target	4	1
Saves	1	3
Fouls	14	8
Offsides	4	0
Corner Kicks	1	4

Orlando City	Pos	Min	Gls	Ast	Sh	SoT	YC	RC
Luis Muriel	FW	65	0	0	3	0	0	0
Martin Ojeda	FW	25	0	0	1	1	0	0
Duncan McGuire	FW	66	1	0	2	1	0	0
Ramiro Enrique	FW	24	0	0	1	0	0	0
Iván Angulo	LM	77	0	0	2	1	1	0
Kyle Smith	LM	13	0	0	0	0	0	0
César Araujo	CM	77	0	0	0	0	0	0
Joran Gerbet	CM	13	0	0	0	0	0	0
Eduard Atuesta	CM	90	0	1	1	0	0	0
Marco Pašalić	RM	85	0	0	4	1	0	0
D Dan Þórhallsson	RM	5	0	0	0	0	0	0
David Brekalo	LB	90	0	0	0	0	0	0
Robin Jansson	CB	90	0	0	0	0	0	0
Rodrigo Schlegel	CB	90	0	0	0	0	1	0
Alex Freeman	RB	90	0	0	0	0	0	0
Pedro Gallese	GK	90	0	0	0	0	0	0
<b>16 Players</b>		<b>990</b>	<b>1</b>	<b>1</b>	<b>14</b>	<b>4</b>	<b>2</b>	<b>0</b>

Player	Min	SoTA	GA	Saves	Save%
Pedro Gallese	90	1	0	1	100.0

Portland Timbers	Pos	Min	Gls	Ast	Sh	SoT	YC	RC
Kevin Kelsy	FW	73	0	0	1	0	0	0
Felipe Mora	FW	17	0	0	0	0	0	0
Omir Fernandez	LW	66	0	0	0	0	0	0
Ariel Lassiter	RW	24	0	0	0	0	0	0
Santiago Moreno	RW	45	0	0	0	0	0	0
Antony	LW	45	0	0	3	0	1	0
David da Costa	AM	90	0	0	1	0	0	0
David Ayala	DM	90	0	0	0	0	0	0
Cristhian Paredes	DM	90	0	0	0	0	0	0
Jimer Fory	LB	66	0	0	0	0	0	0
Claudio Bravo	LB	24	0	0	0	0	0	0
Dario Župarić	CB	90	0	0	1	0	1	0
Finn Surman	CB	90	0	0	1	1	0	0
Juan David Mosquera	RB	90	0	0	0	0	0	0
Maxime Crépeau	GK	90	0	0	0	0	0	0
<b>15 Players</b>		<b>990</b>	<b>0</b>	<b>0</b>	<b>7</b>	<b>1</b>	<b>2</b>	<b>0</b>

Player	Min	SoTA	GA	Saves	Save%
Maxime Crépeau	90	4	1	3	75.0

### PORTLAND TIMBERS 2, COLORADO RAPIDS 1

May 28, 2025 at Providence Park in Portland, Oregon

Colorado	1	0	-	1
Portland	0	2	-	2

#### SCORING

COL - Mihailovic (Bassett) 33'  
 POR - Antony (da Costa) 59'  
 POR - Kelsy (Mosquera) 76'

#### CAUTIONS

POR - Surman 24'  
 COL - Frederick (Red) 67'  
 POR - Moreno 83'  
 COL - Cabral 90+7'

	POR	COL
Possession	71%	29%
Shots	22	11
Shots on Target	8	3
Saves	2	6
Fouls	11	18
Offsides	3	2
Corner Kicks	6	3

Portland Timbers	Pos	Min	Gls	Ast	Sh	SoT	YC	RC
Felipe Mora	FW	63	0	0	1	0	0	0
Kevin Kelsy	FW	27	1	0	4	3	0	0
Antony	LW	85	1	0	6	3	0	0
Diego Chará	DM	5	0	0	0	0	0	0
Santiago Moreno	RW	85	0	0	3	2	1	0
Ariel Lassiter	LW	5	0	0	0	0	0	0
David da Costa	AM	90	0	1	1	0	0	0
David Ayala	DM	90	0	0	2	0	0	0
Julio Joao Ortíz	DM	55	0	0	0	0	0	0
Omir Fernandez	DM	35	0	0	1	0	0	0
Jimer Fory	LB	90	0	0	1	0	0	0
Kamal Miller	CB	90	0	0	1	0	0	0
Finn Surman	CB	90	0	0	0	0	1	0
Juan David Mosquera	RB	90	0	1	2	0	0	0
Maxime Crépeau	GK	90	0	0	0	0	0	0
<b>15 Players</b>		<b>990</b>	<b>2</b>	<b>2</b>	<b>22</b>	<b>8</b>	<b>2</b>	<b>0</b>

Player	Min	SoTA	GA	Saves	Save%
Maxime Crépeau	90	3	1	2	66.7

Colorado Rapids	Pos	Min	Gls	Ast	Sh	SoT	YC	RC
Darren Yapi	FW	64	0	0	1	0	0	0
Rafael Navarro	FW	26	0	0	1	0	0	0
Sam Bassett	LW	78	0	1	2	0	0	0
Kevin Cabral	RM	12	0	0	0	0	1	0
Theodore Ku-Dipietro	RW	64	0	0	1	1	0	0
Calvin Harris	LM	26	0	0	2	1	0	0
Djordje Mihailovic	AM	53	1	0	3	1	0	0
Wayne Frederick	CM	13	0	0	0	0	0	1
Oliver Larraz	CM	90	0	0	0	0	0	0
Joshua Atencio	DM	45	0	0	0	0	0	0
Connor Ronan	CM	45	0	0	0	0	0	0
Jackson Travis	LB	90	0	0	0	0	0	0
Ian Murphy	CB	90	0	0	0	0	0	0
Andreas Maxsø	CB	90	0	0	1	0	0	0
Reggie Cannon	RB	90	0	0	0	0	0	0
Nicholas Hansen	GK	90	0	0	0	0	0	0
<b>16 Players</b>		<b>966</b>	<b>1</b>	<b>1</b>	<b>11</b>	<b>3</b>	<b>1</b>	<b>1</b>

Player	Min	SoTA	GA	Saves	Save%
Nicholas Hansen	90	9	2	6	77.8

## PORTLAND TIMBERS 2, ST LOUIS CITY 1

June 8, 2025 at Providence Park in Portland, Oregon

St Louis	0	1	-	1
Portland	0	2	-	2

### SCORING

STL - Watts 50'  
 POR - Antony (Fory) 55'  
 POR - Ayala (Moreno) 90+1'

### CAUTIONS

POR - Fory 13'  
 STL - Baumgartl 45'  
 STL - Becher 67'  
 POR - K Miller 90+4'  
 POR - Mora 90+8'

	POR	STL
Possession	51%	49%
Shots	18	18
Shots on Target	7	8
Saves	7	5
Fouls	12	8
Offsides	0	4
Corner Kicks	7	4

Portland Timbers	Pos	Min	Gls	Ast	Sh	SoT	YC	RC
Kevin Kelsy	FW	62	0	0	1	0	0	0
Felipe Mora	FW	28	0	0	1	0	1	0
Antony	LW	90	1	0	3	1	0	0
Santiago Moreno	RW	89	0	1	3	2	0	0
Diego Chará	CM	1	0	0	0	0	0	0
David da Costa	AM	80	0	0	1	1	0	0
Omír Fernandez	AM	10	0	0	1	1	0	0
David Ayala	DM	90	1	0	3	1	0	0
Julio Joao Ortíz	DM	62	0	0	1	0	0	0
Cristhian Paredes	DM	28	0	0	1	0	0	0
Jimer Fory	LB	90	0	1	2	1	1	0
Kamal Miller	CB	90	0	0	0	0	1	0
Dario Župarić	CB	90	0	0	0	0	0	0
Juan David Mosquera	RB	89	0	0	1	0	0	0
Eric Miller	RB	1	0	0	0	0	0	0
James Pantemis	GK	90	0	0	0	0	0	0
<b>16 Players</b>		<b>990</b>	<b>2</b>	<b>2</b>	<b>18</b>	<b>7</b>	<b>3</b>	<b>0</b>

Player	Min	SoTA	GA	Saves	Save%
James Pantemis	90	8	1	7	87.5

St Louis City	Pos	Min	Gls	Ast	Sh	SoT	YC	RC
Klauss	FW	63	0	0	3	1	0	0
Brendan McSorley	FW	27	0	0	0	0	0	0
Célio Pompeu	LW	87	0	0	1	1	0	0
Xande Silva	LW	3	0	0	2	1	0	0
Simon Becher	RW	87	0	0	3	1	1	0
Tomáš Ostrák	RW	3	0	0	0	0	0	0
Marcel Hartel	AM	90	0	0	3	1	0	0
Alfredo Morales	DM	63	0	0	0	0	0	0
J Girdwood-Reich	DM	27	0	0	0	0	0	0
Akil Watts	DM	90	1	0	4	3	0	0
Jayden Reid	LB	90	0	0	0	0	0	0
Timo Baumgartl	CB	90	0	0	2	0	1	0
Henry Kessler	CB	90	0	0	0	0	0	0
Tomas Totland	RB	72	0	0	0	0	0	0
Joseph Zalinsky	RB	18	0	0	0	0	0	0
Roman Bürki	GK	90	0	0	0	0	0	0
<b>16 Players</b>		<b>990</b>	<b>1</b>	<b>0</b>	<b>18</b>	<b>8</b>	<b>2</b>	<b>0</b>

Player	Min	SoTA	GA	Saves	Save%
Roman Bürki	90	7	2	5	71.4

## PORTLAND TIMBERS 1, SAN JOSE EARTHQUAKES 1 (DRAW)

June 13, 2025 at Providence Park in Portland, Oregon

San Jose	0	1	-	1
Portland	0	1	-	1

### SCORING

POR - Mosquera (Mora) 71'  
 SJ - Judd 90+3'

### CAUTIONS

SJ - Harkes 34'  
 SJ - Espinoza 39'  
 SJ - Jones 46'  
 SJ - Harkes (2nd Yellow=Red) 52'

	POR	SJ
Possession	61%	39%
Shots	13	16
Shots on Target	5	6
Saves	5	4
Fouls	10	8
Offsides	3	5
Corner Kicks	8	7

Portland Timbers	Pos	Min	Gls	Ast	Sh	SoT	YC	RC
Felipe Mora	FW	79	0	1	2	1	0	0
Cristhian Paredes	FW	11	0	0	0	0	0	0
Antony	LW	49	0	0	3	2	0	0
Omír Fernandez	AM	41	0	0	0	0	0	0
Santiago Moreno	RW	79	0	0	1	0	0	0
Ian Smith	RW	11	0	0	0	0	0	0
David da Costa	AM	90	0	0	3	1	0	0
David Ayala	DM	90	0	0	0	0	0	0
Diego Chará	DM	63	0	0	0	0	0	0
Kevin Kelsy	LW	27	0	0	1	0	0	0
Jimer Fory	LB	90	0	0	0	0	0	0
Dario Župarić	CB	90	0	0	1	0	0	0
Finn Surman	CB	90	0	0	0	0	0	0
Juan David Mosquera	RB	90	1	0	2	1	0	0
James Pantemis	GK	90	0	0	0	0	0	0
<b>15 Players</b>		<b>990</b>	<b>1</b>	<b>1</b>	<b>13</b>	<b>5</b>	<b>0</b>	<b>0</b>

Player	Min	SoTA	GA	Saves	Save%
James Pantemis	90	6	1	5	83.3

San Jose Earthquakes	Pos	Min	Gls	Ast	Sh	SoT	YC	RC
Cristian Arango	FW	85	0	0	5	1	0	0
Ousseni Bouda	FW	5	0	0	1	1	0	0
Amahl Pellegrino	AM	55	0	0	1	0	0	0
Mark-Anthony Kaye	CM	35	0	0	1	0	0	0
Cristian Espinoza	AM	90	0	0	1	1	1	0
Ian Harkes	CM	51	0	0	1	0	2	1
Beau Leroux	CM	74	0	0	3	2	0	0
Preston Judd	AM	16	1	0	1	1	0	0
Vitor Costa	WB	90	0	0	1	0	0	0
DeJuan Jones	WB	85	0	0	0	0	1	0
Benjamin Kikanovic	WB	5	0	0	0	0	0	0
David Romney	CB	90	0	0	1	0	0	0
Daniel Munie	CB	90	0	0	0	0	0	0
Rodrigues	CB	90	0	0	0	0	0	0
Daniel	GK	90	0	0	0	0	0	0
<b>15 Players</b>		<b>951</b>	<b>1</b>	<b>0</b>	<b>16</b>	<b>6</b>	<b>4</b>	<b>1</b>

Player	Min	SoTA	GA	Saves	Save%
Daniel	90	5	1	4	80.0

### TORONTO FC 3, PORTLAND TIMBERS 0

June 28, 2025 at BMO Field in Toronto, Ontario

Portland	0	0	-	0
Toronto	1	2	-	3

#### SCORING

TOR - Coello 11'  
 TOR - Spicer 56'  
 TOR - Own Goal (Smith) 90+4'

#### CAUTIONS

POR - Zuparic 43'  
 POR - Fory 68'  
 POR - Ayala 77'  
 POR - Kelsy 90'  
 TOR - Thompson 90+5'

	TOR	POR
Possessions	42%	58%
Shots	13	5
Shots on Target	7	0
Saves	0	5
Fouls	16	15
Offsides	0	3
Corner Kicks	9	3

Toronto FC	Pos	Min	Gls	Ast	Sh	SoT	YC	RC
Ola Brynhildsen	FW	84	0	0	2	1	0	0
Deandre Kerr	FW	6	0	0	0	0	0	0
Tyrese Spicer	LM	68	1	0	2	2	0	0
Derrick Etienne	LM	22	0	0	1	0	0	0
Maxime Dominguez	CM	89	0	0	1	1	0	0
Charles Sharp	CM	1	0	0	0	0	0	0
Matthew Longstaff	CM	85	0	0	0	0	0	0
Michael Sullivan	CM	5	0	0	0	0	0	0
Theo Corbeau	RM	90	0	0	2	1	0	0
Alonso Coello	DM	90	1	0	2	1	0	0
Raoul Petretta	LB	90	0	0	1	0	0	0
Sigurd Rosted	CB	90	0	0	0	0	0	0
Kevin Long	CB	90	0	0	1	0	0	0
Kosi Thompson	RB	90	0	0	1	1	1	0
Sean Johnson	GK	90	0	0	0	0	0	0
<b>15 Players</b>		<b>990</b>	<b>2</b>	<b>0</b>	<b>13</b>	<b>7</b>	<b>1</b>	<b>0</b>

Player	Min	SoTA	GA	Saves	Save%
Sean Johnson	90	0	0	0	

Portland Timbers	Pos	Min	Gls	Ast	Sh	SoT	YC	RC
Kevin Kelsy	FW	90	0	0	1	0	1	0
Felipe Mora	FW	72	0	0	0	0	0	0
Gage Guerra	RW	18	0	0	1	0	0	0
David Costa	LM	90	0	0	0	0	0	0
David Ayala	CM	90	0	0	0	0	1	0
Diego Chará	CM	72	0	0	0	0	0	0
Cristhian Paredes	DM	18	0	0	0	0	0	0
Omír Fernández	RM	53	0	0	0	0	0	0
Santiago Moreno	AM	37	0	0	1	0	0	0
Jimer Fory	LB	72	0	0	0	0	1	0
Ian Smith	LB	18	0	0	0	0	0	0
Dario Župarić	CB	90	0	0	1	0	1	0
Finn Surman	CB	90	0	0	1	0	0	0
Juan David Mosquera	RB	90	0	0	0	0	0	0
James Pantemis	GK	90	0	0	0	0	0	0
<b>15 Players</b>		<b>990</b>	<b>0</b>	<b>0</b>	<b>5</b>	<b>0</b>	<b>4</b>	<b>0</b>

Player	Min	SoTA	GA	Saves	Save%
James Pantemis	90	7	3	5	57.1

### PORTLAND TIMBERS 2, NEW ENGLAND REVOLUTION 1

July 5, 2025 at Providence Park in Portland, Oregon

New England	1	0	-	1
Portland	1	1	-	2

#### SCORING

POR - Smith (Moreno) 20'  
 NE - Langoni (Gil) 35'  
 POR - da Costa (Chara) 72'

#### CAUTIONS

None

	POR	NE
Possessions	51%	49%
Shots	14	13
Shots on Target	5	4
Saves	3	3
Fouls	6	9
Offsides	0	4
Corner Kicks	5	8

Portland Timbers	Pos	Min	Gls	Ast	Sh	SoT	YC	RC
Kevin Kelsy	FW	70	0	0	2	0	0	0
Felipe Mora	FW	20	0	0	0	0	0	0
David Costa	AM	90	1	0	2	1	0	0
Santiago Moreno	AM	90	0	1	4	2	0	0
David Ayala	CM	70	0	0	2	1	0	0
Diego Chará	CM	20	0	1	0	0	0	0
Julio Joao Ortíz	CM	82	0	0	1	0	0	0
Cristhian Paredes	CM	8	0	0	0	0	0	0
Ian Smith	WB	82	1	0	2	1	0	0
Eric Miller	CB	8	0	0	0	0	0	0
Juan David Mosquera	WB	90	0	0	0	0	0	0
Kamal Miller	CB	58	0	0	0	0	0	0
Gage Guerra	WB	32	0	0	1	0	0	0
Finn Surman	CB	90	0	0	0	0	0	0
Dario Župarić	CB	90	0	0	0	0	0	0
Maxime Crépeau	GK	90	0	0	0	0	0	0
<b>16 Players</b>		<b>990</b>	<b>2</b>	<b>2</b>	<b>14</b>	<b>5</b>	<b>0</b>	<b>0</b>

Player	Min	SoTA	GA	Saves	Save%
Maxime Crépeau	90	4	1	3	75.0

New England	Pos	Min	Gls	Ast	Sh	SoT	YC	RC
Leonardo Campana	FW	90	0	0	4	1	0	0
Luca Langoni	FW	73	1	0	3	2	0	0
Maximiliano Urruti	FW	17	0	0	1	0	0	0
Carles Gil	AM	90	0	1	1	0	0	0
Alhassan Yusuf	CM	90	0	0	1	0	0	0
Matt Polster	CM	90	0	0	0	0	0	0
Peyton Miller	WB	90	0	0	1	1	0	0
Brandon Bye	WB	79	0	0	1	0	0	0
Luis Díaz	WB	11	0	0	0	0	0	0
Tanner Beason	CB	90	0	0	0	0	0	0
Mamadou Fofana	CB	90	0	0	1	0	0	0
Brayan Ceballos	CB	90	0	0	0	0	0	0
Aljaž Ivačić	GK	90	0	0	0	0	0	0
<b>13 Players</b>		<b>990</b>	<b>1</b>	<b>1</b>	<b>13</b>	<b>4</b>	<b>0</b>	<b>0</b>

Player	Min	SoTA	GA	Saves	Save%
Aljaž Ivačić	90	5	2	3	60.0

## ST LOUIS CITY 2, PORTLAND TIMBERS 1

July 13, 2025 at Energizer Park in St. Louis, Missouri

Portland	1	0	-	1
St Louis	0	2	-	2

### SCORING

POR - da Costa (Moreno) 19'  
 STL - Hartel 54'  
 STL - Hartel (Wallem) 67'

### CAUTIONS

POR - Oritz 59'  
 POR - Kelsy 64'  
 POR - Mosquera 77'  
 POR - K Miller 79'  
 STL - Klauss 90+2'  
 STL - Orozco 90+3'

	STL	POR
Possessions	53%	47%
Shots	20	10
Shots on Target	9	4
Saves	3	7
Fouls	10	9
Offsides	3	0
Corner Kicks	4	3

St Louis City	Pos	Min	Gls	Ast	Sh	SoT	YC	RC
Klauss	FW	90	0	0	2	1	1	0
Célio Pompeu	LW	66	0	0	1	0	0	0
Simon Becher	LW	24	0	0	2	0	0	0
Cedric Teuchert	RW	81	0	0	4	2	0	0
Akil Watts	RW	9	0	0	0	0	0	0
Marcel Hartel	AM	90	2	0	2	2	0	0
Conrad Wallem	DM	90	0	1	2	1	0	0
Tomáš Ostrák	DM	65	0	0	2	1	0	0
Eduard Löwen	DM	25	0	0	3	1	0	0
Jaziel Orozco	LB	89	0	0	0	0	1	0
Kyle Hiebert	LB	1	0	0	0	0	0	0
Joshua Yaro	CB	90	0	0	1	0	0	0
Jake Girdwood-Reich	CB	90	0	0	0	0	0	0
Tomas Totland	RB	90	0	0	1	1	0	0
Roman Bürki	GK	90	0	0	0	0	0	0
<b>15 Players</b>		<b>990</b>	<b>2</b>	<b>1</b>	<b>20</b>	<b>9</b>	<b>2</b>	<b>0</b>

Player	Min	SoTA	GA	Saves	Save%
Roman Bürki	90	4	1	3	75.0

Portland Timbers	Pos	Min	Gls	Ast	Sh	SoT	YC	RC
Kevin Kelsy	FW	90	0	0	0	0	1	0
David Costa	AM	90	1	0	4	4	0	0
Santiago Moreno	AM	64	0	1	2	0	0	0
Omír Fernández	AM	26	0	0	0	0	0	0
David Ayala	CM	74	0	0	1	0	0	0
Cristhian Paredes	CM	16	0	0	0	0	0	0
Julio Joao Ortíz	CM	64	0	0	1	0	1	0
Diego Chará	CM	26	0	0	0	0	0	0
Jimer Fory	WB	45	0	0	0	0	0	0
Ian Smith	WB	45	0	0	0	0	0	0
Juan David Mosquera	WB	90	0	0	1	0	1	0
Kamal Miller	CB	90	0	0	0	0	1	0
Finn Surman	CB	90	0	0	0	0	0	0
Dario Župarić	CB	74	0	0	0	0	0	0
Gage Guerra	CB	16	0	0	1	0	0	0
Maxime Crépeau	GK	90	0	0	0	0	0	0
<b>16 Players</b>		<b>990</b>	<b>1</b>	<b>1</b>	<b>10</b>	<b>4</b>	<b>4</b>	<b>0</b>

Player	Min	SoTA	GA	Saves	Save%
Maxime Crépeau	90	9	2	7	77.8

## REAL SALT LAKE 1, PORTLAND TIMBERS 0

July 16, 2025 at Providence Park in Portland, Oregon

Real Salt Lake	0	1	-	1
Portland	0	0	-	0

### SCORING

RSL - Goncalves (Piol) 83'

### CAUTIONS

RSL - Vera 45'  
 RSL - Ruiz 52'  
 RSL - Hidalgo 67'  
 POR - Mora 69'  
 RSL - Cabral 90+8'

	POR	RSL
Possessions	44%	56%
Shots	12	10
Shots on Target	1	4
Saves	3	1
Fouls	9	10
Offsides	1	4
Corner Kicks	9	2

Portland Timbers	Pos	Min	Gls	Ast	Sh	SoT	YC	RC
Kevin Kelsy	FW	90	0	0	2	1	0	0
Omír Fernández	LW	54	0	0	0	0	0	0
Ariel Lassiter	LW	36	0	0	0	0	0	0
Santiago Moreno	RW	90	0	0	3	0	0	0
Felipe Mora	AM	70	0	0	0	0	1	0
Gage Guerra	RW	20	0	0	0	0	0	0
David Ayala	DM	85	0	0	0	0	0	0
Cristhian Paredes	DM	5	0	0	1	0	0	0
Diego Chará	DM	90	0	0	0	0	0	0
Jimer Fory	LB	90	0	0	3	0	0	0
Dario Župarić	CB	90	0	0	0	0	0	0
Finn Surman	CB	90	0	0	0	0	0	0
Juan David Mosquera	RB	70	0	0	1	0	0	0
Eric Miller	RB	20	0	0	2	0	0	0
Maxime Crépeau	GK	90	0	0	0	0	0	0
<b>15 Players</b>		<b>990</b>	<b>0</b>	<b>0</b>	<b>12</b>	<b>1</b>	<b>1</b>	<b>0</b>

Player	Min	SoTA	GA	Saves	Save%
Maxime Crépeau	90	4	1	3	75.0

Real Salt Lake	Pos	Min	Gls	Ast	Sh	SoT	YC	RC
William Agada	FW	72	0	0	2	1	0	0
Ariath Piol	FW	18	0	1	0	0	0	0
Zavier Gozo	FW	90	0	0	0	0	0	0
Diego Luna	AM	89	0	0	2	0	0	0
Dominik Marczuk	AM	1	0	0	0	0	0	0
Diogo Gonçalves	AM	89	1	0	5	3	0	0
Jesús Barea	FW	1	0	0	0	0	0	0
Pablo Ruíz	DM	72	0	0	0	0	1	0
Emeka Eneli	DM	18	0	0	0	0	0	0
Noel Caliskan	DM	90	0	0	0	0	0	0
Sam Junqua	LB	71	0	0	0	0	0	0
Alexandros Katranis	LB	19	0	0	0	0	0	0
Brayan Vera	CB	90	0	0	0	0	1	0
Justen Glad	CB	79	0	0	0	0	0	0
Philip Quinton	CB	11	0	0	0	0	0	0
Bode Hidalgo	RB	90	0	0	1	0	1	0
Rafael Cabral	GK	90	0	0	0	0	1	0
<b>17 Players</b>		<b>990</b>	<b>1</b>	<b>1</b>	<b>10</b>	<b>4</b>	<b>4</b>	<b>0</b>

Player	Min	SoTA	GA	Saves	Save%
Rafael Cabral	90	1	0	1	100.0

**PORTLAND TIMBERS 1, MINNESOTA UNITED 1 (DRAW)**

July 19, 2025 at Providence Park in Portland, Oregon

Minnesota	0	1	-	1
Portland	0	1	-	1

**SCORING**

MIN - Markanich (Gressel) 77'  
 POR - Fernandez (Mosquera) 90+2'

**CAUTIONS**

MIN - Romero 39'  
 POR - Lassiter 43'  
 MIN - Harvey 45'  
 MIN - Pereyra 65'

	POR	MIN
Possessions	64%	36%
Shots	14	16
Shots on Target	4	4
Saves	3	1
Fouls	13	13
Offsides	0	1
Corner Kicks	6	3

Portland Timbers	Pos	Min	Gls	Ast	Sh	SoT	YC	RC
Felipe Mora	FW	73	0	0	2	1	0	0
Kevin Kelsy	CM	17	0	0	0	0	0	0
Ariel Lassiter	AM	55	0	0	1	0	1	0
Gage Guerra	AM	35	0	0	0	0	0	0
Santiago Moreno	AM	90	0	0	3	2	0	0
Cristhian Paredes	CM	85	0	0	2	0	0	0
Omír Fernandez	CM	5	1	0	1	1	0	0
David Ayala	CM	73	0	0	0	0	0	0
Diego Chará	FW	17	0	0	0	0	0	0
Ian Smith	WB	90	0	0	1	0	0	0
Juan David Mosquera	WB	90	0	1	1	0	0	0
Jimer Fory	CB	90	0	0	0	0	0	0
Dario Župarić	CB	90	0	0	1	0	0	0
Finn Surman	CB	90	0	0	2	0	0	0
Maxime Crépeau	GK	90	0	0	0	0	0	0
<b>15 Players</b>		<b>990</b>	<b>1</b>	<b>1</b>	<b>14</b>	<b>4</b>	<b>1</b>	<b>0</b>

Player	Min	SoTA	GA	Saves	Save%
Maxime Crépeau	90	4	1	3	75.0

Minnesota United	Pos	Min	Gls	Ast	Sh	SoT	YC	RC
Tani Oluwaseyi	FW	90	0	0	3	1	0	0
Joaquín Pereyra	LM	70	0	0	4	1	1	0
Kelvin Yeboah	LM	20	0	0	0	0	0	0
Robin Lod	CM	90	0	0	1	0	0	0
Carlos Harvey	CM	45	0	0	1	0	1	0
Wil Trapp	CM	45	0	0	0	0	0	0
B Hlongwane	RM	60	0	0	2	1	0	0
Anthony Markanich	LB	30	1	0	1	1	0	0
Joseph Rosales	LB	74	0	0	1	0	0	0
Owen Géné	RM	16	0	0	1	0	0	0
Nicolás Romero	CB	45	0	0	0	0	1	0
Michael Boxall	CB	45	0	0	0	0	0	0
Morris Duggan	CB	90	0	0	1	0	0	0
Jefferson Díaz	CB	90	0	0	1	0	0	0
Julian Gressel	RB	90	0	1	0	0	0	0
Dayne St. Clair	GK	90	0	0	0	0	0	0
<b>16 Players</b>		<b>990</b>	<b>1</b>	<b>1</b>	<b>16</b>	<b>4</b>	<b>3</b>	<b>0</b>

Player	Min	SoTA	GA	Saves	Save%
Dayne St. Clair	90	4	1	3	75.0

**PORTLAND TIMBERS 1, LOS ANGELES FC 0**

July 25, 2025 at BMO Stadium in Los Angeles, California

Portland	1	0	-	1
Los Angeles FC	0	0	-	0

**SCORING**

POR - Paredes (Smith) 45'

**CAUTIONS**

POR - Paredes 65'  
 LAF - Tafari 70'

	LAF	POR
Possession	56%	44%
Shots	12	8
Shots on Target	3	4
Saves	3	3
Fouls	6	10
Offsides	0	1
Corner Kicks	4	4

Los Angeles FC	Pos	Min	Gls	Ast	Sh	SoT	YC	RC
Nathan Ordaz	FW	74	0	0	1	1	0	0
Jeremy Ebobisse	FW	16	0	0	0	0	0	0
Denis Bouanga	LW	90	0	0	2	0	0	0
Javairô Dilrosun	RW	90	0	0	2	0	0	0
Marky Delgado	LM	90	0	0	0	0	0	0
Igor	CM	74	0	0	1	0	0	0
David Martínez	LM	16	0	0	1	0	0	0
Timmy Tillman	RM	89	0	0	0	0	0	0
Frankie Amaya	CM	1	0	0	0	0	0	0
Artem Smoliakov	LB	88	0	0	2	1	0	0
Yaw Yeboah	LB	2	0	0	0	0	0	0
Nkosi Tafari	CB	90	0	0	0	0	1	0
Kenneth Nielsen	CB	90	0	0	1	1	0	0
Ryan Hollingshead	RB	90	0	0	2	0	0	0
Hugo Lloris	GK	90	0	0	0	0	0	0
<b>15 Players</b>		<b>990</b>	<b>0</b>	<b>0</b>	<b>12</b>	<b>3</b>	<b>1</b>	<b>0</b>

Player	Min	SoTA	GA	Saves	Save%
Hugo Lloris	90	4	1	3	75

Portland Timbers	Pos	Min	Gls	Ast	Sh	SoT	YC	RC
Felipe Mora	FW	73	0	0	1	0	0	0
Kevin Kelsy	FW	17	0	0	0	0	0	0
David da Costa	LW	84	0	0	1	1	0	0
Omír Fernandez	LW	6	0	0	0	0	0	0
Santiago Moreno	RW	73	0	0	2	1	0	0
Ariel Lassiter	CM	17	0	0	0	0	0	0
Ian Smith	LM	90	0	1	1	0	0	0
David Ayala	CM	90	0	0	1	1	0	0
Cristhian Paredes	CM	73	1	0	1	1	1	0
Diego Chará	CM	17	0	0	0	0	0	0
Juan David Mosquera	RM	87	0	0	1	0	0	0
Eric Miller	RM	3	0	0	0	0	0	0
Jimer Fory	CB	90	0	0	0	0	0	0
Kamal Miller	CB	90	0	0	0	0	0	0
Finn Surman	CB	90	0	0	0	0	0	0
Maxime Crépeau	GK	90	0	0	0	0	0	0
<b>16 Players</b>		<b>990</b>	<b>1</b>	<b>1</b>	<b>8</b>	<b>4</b>	<b>1</b>	<b>0</b>

Player	Min	SoTA	GA	Saves	Save%
Maxime Crépeau	90	3	0	3	100

**PORTLAND TIMBERS 4, ATLETICO SAN LUIS 0**

July 30, 2025 at Providence Park in Portland, Oregon

San Luis	0	0	-	0
Portland	1	3	-	4

**SCORING**

POR - da Costa 1'  
 POR - Kelsy (Moreno) 56'  
 POR - Lassiter (Chara) 73'  
 POR - Mora (Moreno) 78'

**CAUTIONS**

ASL - Galdames 34'  
 POR - Mosquera 35'  
 ASL - Aguila 40'  
 POR - Kelsy 44'  
 ASL - Sanabria 90+2'

	POR	ASL
Possession	44%	56%
Shots	4	15
Shots on Target	4	6
Saves	6	0
Fouls	18	16
Offsides	1	2
Corner Kicks	0	6

Portland	Pos	Mins	G	A	Sh	SOT	YC	RC
K Kelsy	FW	68	1	0	1	1	1	0
D Da Costa	MF	40	1	0	1	1	0	0
S Moreno	-	50	0	2	0	0	0	0
O Fernández	MF	68	0	0	0	0	0	0
A Lassiter	-	22	1	0	1	1	0	0
D Chará	MF	90	0	1	0	0	0	0
J Ortiz	MF	90	0	0	0	0	0	0
I Smith	DF	75	0	0	0	0	0	0
D Núñez	-	15	0	0	0	0	0	0
J Fory	DF	90	0	0	0	0	0	0
F Mora	-	22	1	0	1	1	0	0
K Miller	DF	90	0	0	0	0	0	0
F Surman	DF	45	0	0	0	0	0	0
Z McGraw	-	45	0	0	0	0	0	0
J Mosquera	DF	90	0	0	0	0	1	0
J Pantemis	GK	90	0	0	0	0	0	0

Player	Min	SoTA	GA	Saves	Save%
J Pantemis	90	6	0	6	100.0

Atletico San Luis	Pos	Mins	G	A	Sh	SOT	YC	RC
B Galdames	FW	57	0	0	-	0	1	0
Y Phillipe	-	33	0	0	-	1	0	0
M Klimowicz	FW	64	0	0	-	0	0	0
J Villal	-	26	0	0	-	0	0	0
R Dourado	MF	75	0	0	-	0	0	0
J Marchand	-	15	0	0	-	0	0	0
M García	MF	90	0	0	-	1	0	0
Ó Macías	MF	45	0	0	-	0	0	0
S Salles-Lamonge	-	45	0	0	-	2	0	0
J Sanabria	DF	90	0	0	-	0	1	0
J Domínguez	DF	90	0	0	-	0	0	0
E Águila	DF	90	0	0	-	1	1	0
R Torres	DF	90	0	0	-	0	0	0
A Cruz	DF	64	0	0	-	0	0	0
J Ramírez	-	26	0	0	-	0	0	0
A Sanchez	GK	90	0	0	-	0	0	0

Player	Min	SoTA	GA	Saves	Save%
A Sanchez	90	4	4	0	0.0

**PORTLAND TIMBERS 1, QUERATARO 0**

August 2, 2025 at Providence Park in Portland, Oregon

Queretaro	0	0	-	0
Portland	1	0	-	1

**SCORING**

POR - Paredes 36'

**CAUTIONS**

POR - Kelsy 35'  
 POR - Smith 40'  
 QRO - Perlaza 45+1'  
 QRO - Perlaza (2nd Yellow=Red) 45+1'

	POR	QRO
Possession	70%	30%
Shots	7	6
Shots on Target	3	2
Saves	2	2
Fouls	8	15
Offsides	0	1
Corner Kicks	5	4

Portland	Pos	Mins	G	A	Sh	SOT	YC	RC
K Kelsy	FW	45	0	0	0	0	1	0
F Mora	-	45	0	0	0	0	0	0
A Lassiter	MF	90	0	0	1	0	0	0
D Ayala	MF	45	0	0	0	0	0	0
J Ortiz	-	45	0	0	1	0	0	0
C Paredes	MF	90	1	0	2	2	0	0
O Fernández	MF	80	0	0	0	0	0	0
N Santos	-	10	0	0	0	0	0	0
I Smith	DF	45	0	0	0	0	1	0
G Guerra	-	45	0	0	1	1	0	0
D Zuparic	DF	90	0	0	0	0	0	0
K Miller	DF	90	0	0	1	0	0	0
Z McGraw	DF	68	0	0	0	0	0	0
J Fory	-	22	0	0	0	0	0	0
E Miller	DF	90	0	0	1	0	0	0
J Pantemis	GK	90	0	0	0	0	0	0

Player	Min	SoTA	GA	Saves	Save%
J Pantemis	90	2	0	2	100.0

Querataro	Pos	Mins	G	A	Sh	SOT	YC	RC
R Cisneros	FW	45	0	0	0	0	0	0
J Hernández	-	45	0	0	1	0	0	0
A Pérez	MF	45	0	0	0	0	0	0
J Robles	-	45	0	0	0	0	0	0
E Armenta	MF	90	0	0	1	1	0	0
K Escamilla	MF	82	0	0	1	0	0	0
J Gómez	-	8	0	0	0	0	0	0
F González	MF	72	0	0	2	1	0	0
J Julio	-	18	0	0	0	0	0	0
C Villanueva	DF	90	0	0	0	0	0	0
O Mendoza	DF	90	0	0	0	0	0	0
F Piñuelas	DF	90	0	0	0	0	0	0
Ó Manzanárez	DF	90	0	0	0	0	0	0
J Perlaza	DF	44	0	0	0	0	1	0
G Allison	GK	90	0	0	0	0	0	0

Player	Min	SoTA	GA	Saves	Save%
G Allison	90	3	1	2	66.7

### CLUB AMERICA 1, PORTLAND TIMBERS 1 (PK 5-3)

August 6, 2025 at Q2 Stadium in Austin, Texas

Portland	1	0	-	0	(3)
America	0	1	-	1	(5)

#### SCORING

POR - Lassiter 7'  
AME - Juarez 53'

#### CAUTIONS

AME - Rodriguez 25'  
POR - Fory 48'  
AME - Sanchez 50'  
POR - Fory (2nd Yellow=Red) 51'  
AME - Zendejas 87'  
POR - Crepeau 87'

#### PENALTY KICKS

AME-Rodriguez (1-0)    POR-Paredes (1-1)  
AME-Zendejas (2-1)    POR-K Miller (2-1)  
AME-Reyes (3-1)        POR-Antony (3-2)  
AME-Aguirre (4-2)      POR-Guerra (4-3)  
AME-Marin (5-3)

	AME	POR
Possession	67%	33%
Shots	21	6
Shots on Target	5	2
Saves	1	4
Fouls	13	10
Offsides	4	0
Corner Kicks	9	1

Club America	Pos	Mins	G	A	Sh	SOT	YC	RC
J Zúñiga	FW	45	0	0	0	0	0	0
<b>R Aguirre</b>	-	<b>45</b>	<b>0</b>	<b>0</b>	<b>2</b>	<b>1</b>	<b>0</b>	<b>0</b>
B Rodríguez	MF	90	0	1	3	1	1	0
A Gutiérrez	MF	82	0	0	1	0	0	0
<b>I Violante</b>	-	<b>8</b>	<b>0</b>	<b>0</b>	<b>2</b>	<b>0</b>	<b>0</b>	<b>0</b>
V Dávila	MF	45	0	0	2	1	0	0
<b>Á Zendejas</b>	-	<b>45</b>	<b>0</b>	<b>0</b>	<b>3</b>	<b>1</b>	<b>1</b>	<b>0</b>
É Sánchez	MF	68	0	0	1	0	1	0
<b>H Martin</b>	-	<b>22</b>	<b>0</b>	<b>0</b>	<b>1</b>	<b>0</b>	<b>0</b>	<b>0</b>
A Cervantes	MF	90	0	0	1	0	0	0
R Juárez	DF	90	1	0	2	1	0	0
R Orquin	DF	90	0	0	1	0	0	0
S Cáceres	DF	82	0	0	1	1	0	0
<b>I Reyes</b>	-	<b>8</b>	<b>0</b>	<b>0</b>	<b>0</b>	<b>0</b>	<b>0</b>	<b>0</b>
D Espinoza	DF	90	0	0	0	0	0	0
R Cota	GK	90	0	0	0	0	0	0

Player	Min	SoTA	GA	Saves	Save%
R Cota	90	2	1	1	50.0

Portland Timbers	Pos	Mins	G	A	Sh	SOT	YC	RC
F Mora	FW	55	0	0	0	0	0	0
<b>K Kelsy</b>	-	<b>35</b>	<b>0</b>	<b>0</b>	<b>1</b>	<b>0</b>	<b>0</b>	<b>0</b>
A Lassiter	MF	67	1	0	1	1	0	0
<b>K Miller</b>	-	<b>23</b>	<b>0</b>	<b>0</b>	<b>0</b>	<b>0</b>	<b>0</b>	<b>0</b>
D Chará	MF	67	0	0	0	0	0	0
<b>C Paredes</b>	-	<b>23</b>	<b>0</b>	<b>0</b>	<b>0</b>	<b>0</b>	<b>0</b>	<b>0</b>
J Ortiz	MF	90	0	0	0	0	0	0
D Da Costa	MF	54	0	1	1	1	0	0
<b>Antony</b>	-	<b>36</b>	<b>0</b>	<b>0</b>	<b>2</b>	<b>0</b>	<b>0</b>	<b>0</b>
J Mosquera	DF	90	0	0	1	0	0	0
D Zuparic	DF	90	0	0	0	0	0	0
F Surman	DF	90	0	0	0	0	0	0
I Smith	DF	89	0	0	0	0	0	0
<b>G Guerra</b>	-	<b>1</b>	<b>0</b>	<b>0</b>	<b>0</b>	<b>0</b>	<b>0</b>	<b>0</b>
J Fory	DF	51	0	0	0	0	1	0
M Crépeau	GK	90	0	0	0	0	0	0

Player	Min	SoTA	GA	Saves	Save%
M Crépeau	90	5	1	4	80.0

### FC DALLAS 2, PORTLAND TIMBERS 0

August 13, 2025 at Toyota Stadium in Frisco, Texas

Portland	0	0	-	0
Dallas	1	1	-	2

#### SCORING

DAL - Musa 8'  
DAL - Abubaker (Lletget) 62'

#### CAUTIONS

POR - Paredes 24'  
DAL - Delgado 29'  
DAL - Farrington 72'

	DAL	POR
Possession	35%	65%
Shots	8	9
Shots on Target	3	3
Saves	3	1
Fouls	9	14
Offsides	2	0
Corner Kicks	3	9

FC Dallas	Pos	Min	Gls	Ast	Sh	SoT	YC	RC
Petar Musa	FW	60	1	0	2	1	0	0
<b>Anderson Julio</b>	<b>FW</b>	<b>30</b>	<b>0</b>	<b>0</b>	<b>0</b>	<b>0</b>	<b>0</b>	<b>0</b>
Logan Farrington	LW	86	0	0	2	0	1	0
<b>Louicius Deedson</b>	<b>FW</b>	<b>4</b>	<b>0</b>	<b>0</b>	<b>0</b>	<b>0</b>	<b>0</b>	<b>0</b>
Patrickson Delgado	RW	60	0	0	0	0	1	0
<b>Sebastian Lletget</b>	<b>CM</b>	<b>30</b>	<b>0</b>	<b>1</b>	<b>0</b>	<b>0</b>	<b>0</b>	<b>0</b>
Bernard Kamungo	LM	90	0	0	0	0	0	0
Kaick	CM	90	0	0	0	0	0	0
Ramiro Benetti	CM	90	0	0	1	1	0	0
Shaq Moore	RM	79	0	0	0	0	0	0
<b>Christian Cappis</b>	<b>CM</b>	<b>11</b>	<b>0</b>	<b>0</b>	<b>0</b>	<b>0</b>	<b>0</b>	<b>0</b>
Lalas Abubakar	CB	90	1	0	2	1	0	0
Osaze Urhoghide	CB	90	0	0	0	0	0	0
Sebastien Ibeagha	CB	90	0	0	1	0	0	0
Michael Collodi	GK	90	0	0	0	0	0	0
<b>15 Players</b>		<b>990</b>	<b>2</b>	<b>1</b>	<b>8</b>	<b>3</b>	<b>2</b>	<b>0</b>

Player	Min	SoTA	GA	Saves	Save%
Michael Collodi	90	3	0	3	100.0

Portland Timbers	Pos	Min	Gls	Ast	Sh	SoT	YC	RC
Felipe Mora	FW	65	0	0	2	0	0	0
<b>Kevin Kelsy</b>	<b>FW</b>	<b>25</b>	<b>0</b>	<b>0</b>	<b>0</b>	<b>0</b>	<b>0</b>	<b>0</b>
David da Costa	LW	90	0	0	2	2	0	0
Antony	RW	77	0	0	0	0	0	0
<b>Diego Chará</b>	<b>RW</b>	<b>13</b>	<b>0</b>	<b>0</b>	<b>0</b>	<b>0</b>	<b>0</b>	<b>0</b>
Ian Smith	LM	45	0	0	1	0	0	0
<b>Ariel Lassiter</b>	<b>LM</b>	<b>45</b>	<b>0</b>	<b>0</b>	<b>1</b>	<b>0</b>	<b>0</b>	<b>0</b>
David Ayala	CM	90	0	0	1	0	0	0
Cristhian Paredes	CM	65	0	0	0	0	1	0
<b>Omír Fernandez</b>	<b>CM</b>	<b>25</b>	<b>0</b>	<b>0</b>	<b>0</b>	<b>0</b>	<b>0</b>	<b>0</b>
Juan David Mosquera	RM	90	0	0	1	0	0	0
Kamal Miller	CB	90	0	0	0	0	0	0
Dario Župarić	CB	90	0	0	1	1	0	0
Finn Surman	CB	45	0	0	0	0	0	0
<b>Jimer Fory</b>	<b>CB</b>	<b>45</b>	<b>0</b>	<b>0</b>	<b>0</b>	<b>0</b>	<b>0</b>	<b>0</b>
Maxime Crépeau	GK	90	0	0	0	0	0	0
<b>16 Players</b>		<b>990</b>	<b>0</b>	<b>0</b>	<b>9</b>	<b>3</b>	<b>1</b>	<b>0</b>

Player	Min	SoTA	GA	Saves	Save%
Maxime Crépeau	90	3	2	1	33.3

## FC CINCINNATI 3, PORTLAND TIMBERS 2

August 16, 2025 at Providence Park in Portland, Oregon

Cincinnati	3	0	-	3
Portland	1	1	-	2

### SCORING

CIN - Denkey (Bucha) 10'  
 CIN - Bucha (Evander) 25'  
 CIN - Evander (Miazga) 36'  
 POR - Kelsy (Lassiter) 38'  
 POR - Kelsy (PK) 68'

### CAUTIONS

POR - Kelsy 13'  
 CIN - Robinson 45+3'  
 POR - Paredes 59'

	POR	CIN
Possession	58%	42%
Shots	23	10
Shots on Target	4	5
Saves	2	3
Fouls	10	12
Offsides	2	1
Corner Kicks	6	3

Portland Timbers	Pos	Min	Gls	Ast	Sh	SoT	YC	RC
Kevin Kelsy	FW	90	2	0	5	1	1	0
David da Costa	LM	90	0	0	0	0	0	0
David Ayala	CM	84	0	0	2	0	0	0
<b>Felipe Mora</b>	<b>CM</b>	<b>6</b>	<b>0</b>	<b>0</b>	<b>1</b>	<b>0</b>	<b>0</b>	<b>0</b>
Julio Joao Ortíz	CM	57	0	0	2	0	0	0
<b>Cristhian Paredes</b>	<b>CM</b>	<b>33</b>	<b>0</b>	<b>0</b>	<b>0</b>	<b>0</b>	<b>1</b>	<b>0</b>
Ariel Lassiter	RM	82	0	1	2	1	0	0
<b>Omír Fernandez</b>	<b>RM</b>	<b>8</b>	<b>0</b>	<b>0</b>	<b>1</b>	<b>0</b>	<b>0</b>	<b>0</b>
Antony	LB	90	0	0	8	2	0	0
Jimer Fory	CB	90	0	0	0	0	0	0
Kamal Miller	CB	81	0	0	0	0	0	0
<b>Dario Župarić</b>	<b>CB</b>	<b>9</b>	<b>0</b>	<b>0</b>	<b>0</b>	<b>0</b>	<b>0</b>	<b>0</b>
Finn Surman	CB	90	0	0	1	0	0	0
Juan David Mosquera	RB	90	0	0	1	0	0	0
Maxime Crépeau	GK	90	0	0	0	0	0	0
<b>15 Players</b>		<b>990</b>	<b>2</b>	<b>1</b>	<b>23</b>	<b>4</b>	<b>2</b>	<b>0</b>

Player	Min	SoTA	GA	Saves	Save%
Maxime Crépeau	90	5	3	2	40.0

FC Cincinnati	Pos	Min	Gls	Ast	Sh	SoT	YC	RC
Kévin Denkey	FW	58	1	0	2	2	0	0
<b>Kei Kamara</b>	<b>FW</b>	<b>32</b>	<b>0</b>	<b>0</b>	<b>1</b>	<b>0</b>	<b>0</b>	<b>0</b>
Ender Echenique	FW	57	0	0	1	0	0	0
<b>Kenji Mboma Dem</b>	<b>RW</b>	<b>33</b>	<b>0</b>	<b>0</b>	<b>0</b>	<b>0</b>	<b>0</b>	<b>0</b>
Evander	AM	90	1	1	1	1	0	0
Stiven Jimenez	CM	89	0	0	0	0	0	0
<b>Gerardo Valenzuela</b>	<b>CM</b>	<b>1</b>	<b>0</b>	<b>0</b>	<b>0</b>	<b>0</b>	<b>0</b>	<b>0</b>
Pavel Bucha	CM	90	1	1	2	2	0	0
Lukas Engel	WB	90	0	0	2	0	0	0
DeAndre Yedlin	WB	89	0	0	0	0	0	0
<b>Alvas Powell</b>	<b>RB</b>	<b>1</b>	<b>0</b>	<b>0</b>	<b>0</b>	<b>0</b>	<b>0</b>	<b>0</b>
Miles Robinson	CB	77	0	0	0	0	1	0
<b>Teenage Hadebe</b>	<b>CB</b>	<b>13</b>	<b>0</b>	<b>0</b>	<b>0</b>	<b>0</b>	<b>0</b>	<b>0</b>
Matt Miazga	CB	90	0	1	1	0	0	0
Nick Hagglund	CB	90	0	0	0	0	0	0
Roman Celentano	GK	90	0	0	0	0	0	0
<b>16 Players</b>		<b>990</b>	<b>3</b>	<b>3</b>	<b>10</b>	<b>5</b>	<b>1</b>	<b>0</b>

Player	Min	SoTA	GA	Saves	Save%
Roman Celentano	90	5	2	3	80

## SAN DIEGO FC 0, PORTLAND TIMBERS 0 (DRAW)

August 23, 2025 at Snapdragon Stadium in San Diego, California

Portland	0	0	-	0
San Diego	0	0	-	0

### SCORING

None

### CAUTIONS

None

	SD	POR
Possession	64%	36%
Shots	12	9
Shots on Target	1	2
Saves	2	1
Fouls	10	6
Offsides	2	6
Corner Kicks	6	4

San Diego FC	Pos	Min	Gls	Ast	Sh	SoT	YC	RC
Corey Baird	FW	41	0	0	0	0	0	0
<b>David Vazquez</b>	<b>FW</b>	<b>49</b>	<b>0</b>	<b>0</b>	<b>0</b>	<b>0</b>	<b>0</b>	<b>0</b>
Hirving Lozano	LW	81	0	0	4	0	0	0
<b>Amahl Pellegrino</b>	<b>LW</b>	<b>9</b>	<b>0</b>	<b>0</b>	<b>1</b>	<b>0</b>	<b>0</b>	<b>0</b>
Anders Dreyer	RW	90	0	0	4	1	1	0
Luca de la Torre	LM	81	0	0	0	0	1	0
<b>Pedro Soma</b>	<b>LM</b>	<b>9</b>	<b>0</b>	<b>0</b>	<b>0</b>	<b>0</b>	<b>0</b>	<b>0</b>
Jeppe Tverskov	CM	90	0	0	0	0	0	0
Onni Valakari	RM	90	0	0	1	0	0	0
Franco Negri	LB	57	0	0	0	0	0	0
<b>Leonard Duru</b>	<b>LB</b>	<b>33</b>	<b>0</b>	<b>0</b>	<b>0</b>	<b>0</b>	<b>0</b>	<b>0</b>
Christopher McVey	CB	90	0	0	1	0	1	0
Manu Duah	CB	90	0	0	0	0	0	0
Luca Bombino	RB	90	0	0	1	0	0	0
C.J. dos Santos	GK	90	0	0	0	0	0	0
<b>15 Players</b>		<b>990</b>	<b>0</b>	<b>0</b>	<b>12</b>	<b>1</b>	<b>3</b>	<b>0</b>

Player	Min	SoTA	GA	Saves	Save%
C.J. dos Santos	90	2	0	2	100.0

Portland Timbers	Pos	Min	Gls	Ast	Sh	SoT	YC	RC
David da Costa	FW	82	0	0	1	0	0	0
<b>Cristhian Paredes</b>	<b>FW</b>	<b>8</b>	<b>0</b>	<b>0</b>	<b>0</b>	<b>0</b>	<b>0</b>	<b>0</b>
Kevin Kelsy	FW	59	0	0	1	0	0	0
<b>Felipe Mora</b>	<b>FW</b>	<b>31</b>	<b>0</b>	<b>0</b>	<b>2</b>	<b>0</b>	<b>0</b>	<b>0</b>
Kristoffer Velde	LM	69	0	0	1	0	0	0
<b>Ariel Lassiter</b>	<b>RM</b>	<b>21</b>	<b>0</b>	<b>0</b>	<b>1</b>	<b>1</b>	<b>0</b>	<b>0</b>
Felipe Carballo	CM	81	0	0	2	1	0	0
<b>Diego Chará</b>	<b>CM</b>	<b>9</b>	<b>0</b>	<b>0</b>	<b>0</b>	<b>0</b>	<b>0</b>	<b>0</b>
David Ayala	CM	90	0	0	0	0	0	0
Matías Rojas	RM	60	0	0	1	0	0	0
<b>Antony</b>	<b>LM</b>	<b>30</b>	<b>0</b>	<b>0</b>	<b>0</b>	<b>0</b>	<b>0</b>	<b>0</b>
Jimer Fory	LB	90	0	0	0	0	0	0
Dario Župarić	CB	90	0	0	0	0	0	0
Finn Surman	CB	90	0	0	0	0	0	0
Juan David Mosquera	RB	90	0	0	0	0	0	0
James Pantemis	GK	90	0	0	0	0	0	0
<b>16 Players</b>		<b>990</b>	<b>0</b>	<b>0</b>	<b>9</b>	<b>2</b>	<b>0</b>	<b>0</b>

Player	Min	SoTA	GA	Saves	Save%
James Pantemis	90	1	0	1	100.0

### MINNESOTA UNITED 1, PORTLAND TIMBERS 1 (DRAW)

August 30, 2025 at Allianz Field in Saint Paul, Minnesota

Portland	0	1	-	1
Minnesota	0	1	-	1

#### SCORING

POR - Own Goal (Romero) 79'  
MIN - Lod (Trapp) 85'

#### CAUTIONS

MIN - Rosales 33'  
MIN - Gressel 78'  
MIN - Pereyra 90+3'

	MIN	POR
Possession	42%	58%
Shots	9	16
Shots on Target	6	6
Saves	6	5
Fouls	13	7
Offsides	3	1
Corner Kicks	4	6

Minnesota United	Pos	Min	Gls	Ast	Sh	SoT	YC	RC
Kelvin Yeboah	FW	76	0	0	1	0	0	0
Mamadou Dieng	FW	14	0	0	0	0	0	0
Joaquín Pereyra	FW	90	0	0	2	1	1	0
Joseph Rosales	CM	60	0	0	1	1	1	0
Julian Gressel	CM	30	0	0	0	0	1	0
Wil Trapp	CM	90	0	1	0	0	0	0
Robin Lod	CM	90	1	0	3	3	0	0
Anthony Markanich	LB	90	0	0	1	0	0	0
Nicolás Romero	CB	90	0	0	0	0	0	0
Michael Boxall	CB	90	0	0	0	0	0	0
Jefferson Díaz	CB	60	0	0	0	0	0	0
Carlos Harvey	CB	30	0	0	1	1	0	0
Bongokuhle Hlongwane	RB	90	0	0	0	0	0	0
Dayne St. Clair	GK	90	0	0	0	0	0	0
<b>14 Players</b>		<b>990</b>	<b>1</b>	<b>1</b>	<b>9</b>	<b>6</b>	<b>3</b>	<b>0</b>

Player	Min	SoTA	GA	Saves	Save%
Dayne St. Clair	90	6	1	6	83.3

Portland Timbers	Pos	Min	Gls	Ast	Sh	SoT	YC	RC
Kristoffer Velde	FW	82	0	0	5	1	0	0
Ian Smith	LM	8	0	0	0	0	0	0
Kevin Kelsy	FW	60	0	0	0	0	0	0
Felipe Mora	FW	30	0	0	0	0	0	0
Antony	LM	90	0	0	3	2	0	0
Felipe Carballo	CM	42	0	0	1	0	0	0
Diego Chará	CM	48	0	0	0	0	0	0
David Ayala	CM	90	0	0	3	0	0	0
Matías Rojas	RM	60	0	0	3	3	0	0
David da Costa	RM	30	0	0	1	0	0	0
Jimer Fory	LB	90	0	0	0	0	0	0
Dario Župarić	CB	90	0	0	0	0	0	0
Finn Surman	CB	90	0	0	0	0	0	0
Juan David Mosquera	RB	82	0	0	0	0	0	0
Eric Miller	RB	8	0	0	0	0	0	0
James Pantemis	GK	90	0	0	0	0	0	0
<b>16 Players</b>		<b>990</b>	<b>0</b>	<b>0</b>	<b>16</b>	<b>6</b>	<b>0</b>	<b>0</b>

Player	Min	SoTA	GA	Saves	Save%
James Pantemis	90	6	1	5	83.3

### PORTLAND TIMBERS 2, NEW YORK RED BULLS 1

September 13, 2025 at Providence Park in Portland, Oregon

NY Red Bulls	0	1	-	1
Portland	1	1	-	2

#### SCORING

POR - Rojas (Velde) 28'  
NYR - Forsberg 70'  
POR - Antony (Kelsy) 73'

#### CAUTIONS

POR - Velde 36'  
NYR - Stroud 38'  
NYR - Choupo-Moting 45+1'  
POR - Fory 61'

	POR	NYR
Possession	43%	57%
Shots	14	10
Shots on Target	4	4
Saves	3	2
Fouls	13	11
Offsides	1	5
Corner Kicks	3	5

Portland Timbers	Pos	Min	Gls	Ast	Sh	SoT	YC	RC
Felipe Mora	FW	56	0	0	3	0	0	0
Kevin Kelsy	FW	34	0	1	3	1	0	0
Antony	LW	90	1	0	3	1	0	0
Matías Rojas	RW	58	1	0	1	1	0	0
David da Costa	RW	32	0	0	1	0	0	0
Kristoffer Velde	AM	80	0	1	2	1	1	0
Ariel Lassiter	AM	10	0	0	0	0	0	0
Julio Joao Ortíz	DM	74	0	0	0	0	0	0
Diego Chará	DM	16	0	0	0	0	0	0
David Ayala	DM	74	0	0	1	0	0	0
Cristhian Paredes	DM	16	0	0	0	0	0	0
Jimer Fory	LB	90	0	0	0	0	1	0
Dario Župarić	CB	90	0	0	0	0	0	0
Finn Surman	CB	90	0	0	0	0	0	0
Juan David Mosquera	RB	90	0	0	0	0	0	0
James Pantemis	GK	90	0	0	0	0	0	0
<b>16 Players</b>		<b>990</b>	<b>2</b>	<b>2</b>	<b>14</b>	<b>4</b>	<b>2</b>	<b>0</b>

Player	Min	SoTA	GA	Saves	Save%
James Pantemis	90	4	1	3	75.0

NY Red Bulls	Pos	Min	Gls	Ast	Sh	SoT	YC	RC
E M Choupo-Moting	FW	90	0	0	0	0	1	0
Mohammed Sofo	LW	80	0	0	2	1	0	0
Serge Ngoma	LW	10	0	0	0	0	0	0
Wikelman Carmona	RW	63	0	0	2	1	0	0
Julian Hall	RW	27	0	0	0	0	0	0
Emil Forsberg	AM	90	1	0	3	1	0	0
Daniel Edelman	DM	45	0	0	0	0	0	0
Gustav Berggren	DM	45	0	0	0	0	0	0
Peter Stroud	DM	45	0	0	1	0	1	0
Ronald Donkor	DM	45	0	0	0	0	0	0
Raheem Edwards	LB	80	0	0	1	1	0	0
Marcelo Morales	LB	10	0	0	0	0	0	0
Tim Parker	CB	90	0	0	0	0	0	0
Noah Eile	CB	90	0	0	1	0	0	0
Dylan Nealis	RB	90	0	0	0	0	0	0
Carlos Coronel	GK	90	0	0	0	0	0	0
<b>16 Players</b>		<b>990</b>	<b>1</b>	<b>0</b>	<b>10</b>	<b>4</b>	<b>2</b>	<b>0</b>

Player	Min	SoTA	GA	Saves	Save%
Carlos Coronel	90	4	2	2	50.0

### HOUSTON DYNAMO 1, PORTLAND TIMBERS 0

September 20, 2025 at Shell Energy Stadium in Houston, Texas

Portland	0	0	-	0
Houston	1	0	-	1

#### SCORING

HOU - Ponce (McGlynn) 44'

#### CAUTIONS

POR - Ortiz 21'  
 HOU - Ortiz 38'  
 HOU - Raines 58'  
 HOU - Dorsey 63'  
 HOU - Urso 70'  
 POR - Zuparic 73'  
 HOU - Sviatchenko 80'

	HOU	POR
Possession	55%	45%
Shots	21	7
Shots on Target	7	3
Saves	3	6
Fouls	11	10
Offsides	0	3
Corner Kicks	11	4

Houston Dynamo	Pos	Min	Gls	Ast	Sh	SoT	YC	RC
Ezequiel Ponce	FW	90	1	0	6	1	0	0
Ondřej Lingr	LW	66	0	0	1	0	0	0
Amine Bassi	LW	24	0	0	0	0	0	0
Jack McGlynn	RW	89	0	1	7	3	0	0
Obafemi Awodese	RW	1	0	0	0	0	0	0
Lawrence Ennali	AM	79	0	0	3	1	0	0
Duane Holmes	AM	11	0	0	0	0	0	0
Júnior Urso	DM	90	0	0	0	0	1	0
Brooklyn Raines	DM	89	0	0	0	0	1	0
Diadie Samassékou	DM	1	0	0	0	0	0	0
Felipe Vieira	LB	90	0	0	1	1	0	0
Pablo Ortiz	CB	90	0	0	1	1	1	0
Erik Sviatchenko	CB	90	0	0	2	0	1	0
Griffin Dorsey	RB	90	0	0	0	0	1	0
Jonathan Bond	GK	90	0	0	0	0	0	0
<b>15 Players</b>		<b>990</b>	<b>1</b>	<b>1</b>	<b>21</b>	<b>7</b>	<b>5</b>	<b>0</b>

Player	Min	SoTA	GA	Saves	Save%
Jonathan Bond	90	3	0	3	100.0

Portland Timbers	Pos	Min	Gls	Ast	Sh	SoT	YC	RC
Felipe Mora	FW	68	0	0	0	0	0	0
Kevin Kelsy	FW	22	0	0	0	0	0	0
Antony	LW	90	0	0	1	1	0	0
Kristoffer Velde	RW	68	0	0	1	1	0	0
Diego Chará	RW	22	0	0	0	0	0	0
David da Costa	AM	90	0	0	1	0	0	0
David Ayala	DM	68	0	0	0	0	0	0
Cristhian Paredes	DM	22	0	0	0	0	0	0
Julio Joao Ortíz	DM	59	0	0	0	0	1	0
Matías Rojas	DM	31	0	0	3	1	0	0
Ian Smith	LB	90	0	0	1	0	0	0
Dario Župarić	CB	90	0	0	0	0	1	0
Finn Surman	CB	90	0	0	0	0	0	0
Eric Miller	RB	78	0	0	0	0	0	0
Ariel Lassiter	RB	12	0	0	0	0	0	0
James Pantemis	GK	90	0	0	0	0	0	0
<b>16 Players</b>		<b>990</b>	<b>0</b>	<b>0</b>	<b>7</b>	<b>3</b>	<b>2</b>	<b>0</b>

Player	Min	SoTA	GA	Saves	Save%
James Pantemis	90	7	1	6	85.7

### VANCOUVER WHITECAPS 1, PORTLAND TIMBERS 1 (DRAW)

September 24, 2025 at BC Palace in Vancouver, British Columbia

Portland	1	0	-	1
Vancouver	0	1	-	1

#### SCORING

POR - K Miller 39'  
 VAN - White (Laborda) 88'

#### CAUTIONS

POR - Zuparic 47'  
 VAN - Halbouni 57'  
 POR - Pardes 67'  
 POR - Smith 71'  
 POR - Chara 74'

	VAN	POR
Possession	59%	41%
Shots	16	18
Shots on Target	3	8
Saves	8	2
Fouls	14	14
Offsides	0	0
Corner Kicks	4	11

Vancouver Whitecaps	Pos	Min	Gls	Ast	Sh	SoT	YC	RC
Rayan Eloumi	FW	59	0	0	1	0	0	0
Brian White	FW	31	1	0	3	1	0	0
Jayden Nelson	LW	45	0	0	1	0	0	0
Ali Ahmed	LW	45	0	0	1	0	0	0
Emmanuel Sabbi	RW	90	0	0	2	0	0	0
Kenji Cabrera	AM	79	0	0	1	0	0	0
Jean-Claude Ngando	AM	11	0	0	0	0	0	0
Ralph Priso-Mbongue	DM	72	0	0	0	0	0	0
Jeevan Badwal	DM	18	0	0	0	0	0	0
Sebastian Berhalter	DM	90	0	0	3	1	0	0
Tate Johnson	LB	90	0	0	0	0	0	0
Mathías Laborda	CB	90	0	1	2	0	0	0
Belal Halbouni	CB	90	0	0	1	0	1	0
Giuseppe Bovalina	RB	79	0	0	0	0	0	0
Daniel Armando Ríos	RB	11	0	0	1	1	0	0
Yohei Takaoka	GK	90	0	0	0	0	0	0
<b>16 Players</b>		<b>990</b>	<b>1</b>	<b>1</b>	<b>16</b>	<b>3</b>	<b>1</b>	<b>0</b>

Player	Min	SoTA	GA	Saves	Save%
Yohei Takaoka	90	8	1	7	87.5

Portland Timbers	Pos	Min	Gls	Ast	Sh	SoT	YC	RC
Kevin Kelsy	FW	61	0	0	2	2	0	0
Felipe Mora	FW	29	0	0	0	0	0	0
Kristoffer Velde	LM	82	0	0	7	2	0	0
Eric Miller	LM	8	0	0	0	0	0	0
Cristhian Paredes	CM	90	0	0	0	0	1	0
Diego Chará	CM	76	0	0	0	0	1	0
David Ayala	CM	14	0	0	0	0	0	0
Matías Rojas	RM	61	0	0	2	1	0	0
David da Costa	RM	29	0	0	0	0	0	0
Ian Smith	LB	76	0	0	4	2	1	0
Ariel Lassiter	LB	14	0	0	0	0	0	0
Kamal Miller	CB	90	1	0	2	1	0	0
Dario Župarić	CB	90	0	0	0	0	0	1
Finn Surman	CB	90	0	0	0	0	0	0
Antony	RB	90	0	0	1	0	0	0
James Pantemis	GK	90	0	0	0	0	0	0
<b>16 Players</b>		<b>990</b>	<b>1</b>	<b>0</b>	<b>18</b>	<b>8</b>	<b>4</b>	<b>0</b>

Player	Min	SoTA	GA	Saves	Save%
James Pantemis	90	3	1	2	66.7

**PORTLAND TIMBERS 2, FC DALLAS 2 (DRAW)**

September 27, 2025 at Providence Park in Portland, Oregon

Dallas	0	2	-	2
Portland	1	1	-	2

**SCORING**

POR - Own Goal (Ramiro) 45+1'  
 DAL - Musa (PK) 73'  
 POR - Paredes (Velde) 81'  
 DAL - Julio 85'

**CAUTIONS**

POR - Mosquera 23'  
 DAL - Jackson 45+1'  
 DAL - Moore 57'  
 POR - Antony 63'  
 POR - Surman 70'  
 POR - Smith 78'

	POR	DAL
Possession	59%	41%
Shots	24	16
Shots on Target	8	4
Saves	2	7
Fouls	14	10
Offsides	1	5
Corner Kicks	6	5

Portland Timbers	Pos	Min	Gls	Ast	Sh	SoT	YC	RC
Felipe Mora	FW	78	0	0	4	1	0	0
Kevin Kelsy	FW	12	0	0	0	0	0	0
Kristoffer Velde	LW	90	0	1	7	2	0	0
Antony	RW	90	0	0	4	2	1	0
David da Costa	AM	68	0	0	1	0	0	0
Omír Fernandez	AM	22	0	0	0	0	0	0
David Ayala	DM	90	0	0	3	1	0	0
Matías Rojas	DM	45	0	0	1	0	0	0
Cristhian Paredes	DM	45	1	0	1	1	0	0
Kamal Miller	LB	68	0	0	0	0	0	0
Jimer Fory	LB	22	0	0	0	0	0	0
Dario Župarić	CB	90	0	0	1	0	0	0
Finn Surman	CB	90	0	0	0	0	1	0
Juan David Mosquera	RB	45	0	0	2	1	1	0
Ian Smith	RB	45	0	0	0	0	1	0
James Pantemis	GK	90	0	0	0	0	0	0
<b>16 Players</b>		<b>990</b>	<b>1</b>	<b>1</b>	<b>24</b>	<b>8</b>	<b>4</b>	<b>0</b>

Player	Min	SoTA	GA	Saves	Save%
James Pantemis	90	4	2	2	75.0

FC Dallas	Pos	Min	Gls	Ast	Sh	SoT	YC	RC
Petar Musa	FW	90	1	0	5	0	0	0
Logan Farrington	FW	86	0	0	1	0	0	0
Lalas Abubakar	FW	4	0	0	0	0	0	0
Patrickson Delgado	DM	65	0	0	1	0	0	0
Anderson Julio	DM	25	1	0	1	1	0	0
Christian Cappis	DM	89	0	0	1	0	0	0
Diego García	DM	1	0	0	0	0	0	0
Kaick	DM	64	0	0	3	1	0	0
Pedrinho	DM	26	0	0	0	0	0	0
Bernard Kamungo	WB	90	0	0	2	1	0	0
Ramiro Benetti	WB	90	0	0	0	0	0	0
Shaq Moore	CB	90	0	0	0	0	1	0
Osaze Urhoghide	CB	90	0	0	0	0	0	0
Sebastien Ibeagha	CB	90	0	0	1	0	0	0
Jacob Jackson	GK	90	0	0	0	0	1	0
<b>15 Players</b>		<b>990</b>	<b>2</b>	<b>0</b>	<b>15</b>	<b>3</b>	<b>2</b>	<b>0</b>

Player	Min	SoTA	GA	Saves	Save%
Jacob Jackson	90	8	2	7	75.0

**SEATTLE SOUNDERS 1, PORTLAND TIMBERS 0**

October 4, 2025 at Lumen Field in Seattle, Washington

Portland	0	0	-	0
Seattle	1	0	-	1

**SCORING**

SEA - De la Vega (Roldan) 16'

**CAUTIONS**

POR - Smith 78'  
 SEA - Rusnak (Red) 90+6'

	SEA	POR
Possession	50%	50%
Shots	10	9
Shots on Target	3	4
Saves	4	2
Fouls	11	10
Offsides	3	5
Corner Kicks	3	6

Seattle Sounders	Pos	Min	Gls	Ast	Sh	SoT	YC	RC
Jordan Morris	FW	64	0	0	1	0	0	0
Daniel Musovski	FW	26	0	0	1	0	0	0
Pedro De la Vega	LW	64	1	0	2	1	0	0
Georgi Minoungou	RM	26	0	0	0	0	0	0
Paul Rothrock	RW	86	0	0	2	1	0	0
João Paulo Mior	CM	4	0	0	0	0	0	0
Jesús Ferreira	AM	69	0	0	2	0	0	0
Danny Leyva	FW	21	0	0	0	0	0	0
Albert Rusnák	DM	89	0	0	0	0	0	1
Cristian Roldan	DM	90	0	0	1	0	0	0
Nouhou Tolo	LB	90	0	0	0	0	0	0
Jackson Ragen	CB	90	0	0	1	1	0	0
Kim Kee-hee	CB	45	0	0	0	0	0	0
Jon Bell	CB	45	0	0	0	0	0	0
Alex Roldan	RB	90	0	1	0	0	0	0
Stefan Frei	GK	90	0	0	0	0	0	0
<b>16 Players</b>		<b>989</b>	<b>1</b>	<b>1</b>	<b>10</b>	<b>3</b>	<b>0</b>	<b>1</b>

Player	Min	SoTA	GA	Saves	Save%
Stefan Frei	90	4	0	4	100.0

Portland Timbers	Pos	Min	Gls	Ast	Sh	SoT	YC	RC
Kevin Kelsy	FW	78	0	0	1	0	0	0
Gage Guerra	FW	12	0	0	0	0	0	0
Antony	LW	90	0	0	1	0	0	0
Kristoffer Velde	RW	90	0	0	3	1	0	0
David da Costa	AM	83	0	0	1	1	0	0
Omír Fernandez	AM	7	0	0	0	0	0	0
Cristhian Paredes	DM	83	0	0	0	0	0	0
Felipe Mora	DM	7	0	0	1	1	0	0
David Ayala	DM	78	0	0	0	0	0	0
Diego Chará	DM	12	0	0	0	0	0	0
Ian Smith	LB	78	0	0	0	0	1	0
Ariel Lassiter	LB	12	0	0	0	0	0	0
Kamal Miller	CB	90	0	0	0	0	0	0
Finn Surman	CB	90	0	0	0	0	0	0
Juan David Mosquera	RB	90	0	0	2	1	0	0
Maxime Crépeau	GK	90	0	0	0	0	0	0
<b>16 Players</b>		<b>990</b>	<b>0</b>	<b>0</b>	<b>9</b>	<b>4</b>	<b>1</b>	<b>0</b>

Player	Min	SoTA	GA	Saves	Save%
Maxime Crépeau	90	3	1	2	66.7

### SAN DIEGO FC 4, PORTLAND TIMBERS 0

October 18, 2025 at Providence Park in Portland, Oregon

San Diego	1	3	-	4
Portland	0	0	-	0

#### SCORING

SD - Pellegrino (Dryer) 26'  
 SD - Dreyer (Pellegrino) 47'  
 SD - Dreyer (Valakari) 49'  
 SD - Pellegrino (Tverskov) 63'

#### CAUTIONS

POR - Paredes 42'  
 POR - Ortiz 51'  
 SD - Godoy 64'

	POR	SD
Possession	30%	70%
Shots	11	16
Shots on Target	3	6
Saves	2	3
Fouls	11	14
Offsides	4	3
Corner Kicks	3	5

Portland Timbers	Pos	Min	Gls	Ast	Sh	SoT	YC	RC
Kevin Kelsy	FW	72	0	0	0	0	0	0
Felipe Mora	FW	18	0	0	2	1	0	0
Kristoffer Velde	LW	90	0	0	4	1	0	0
David da Costa	RW	53	0	0	0	0	0	0
Juan David Mosquera	RM	37	0	0	0	0	0	0
Ian Smith	LM	53	0	0	0	0	0	0
Matías Rojas	RW	37	0	0	3	0	0	0
David Ayala	CM	90	0	0	0	0	0	0
Cristhian Paredes	CM	45	0	0	0	0	1	0
Jimer Fory	CB	45	0	0	0	0	0	0
Antony	RM	90	0	0	1	0	0	0
Kamal Miller	CB	90	0	0	1	1	0	0
Julio Joao Ortíz	CB	53	0	0	0	0	1	0
Diego Chará	CM	37	0	0	0	0	0	0
Dario Župarić	CB	90	0	0	0	0	0	0
James Pantemis	GK	90	0	0	0	0	0	0
<b>16 Players</b>		<b>990</b>	<b>0</b>	<b>0</b>	<b>11</b>	<b>3</b>	<b>2</b>	<b>0</b>

Player	Min	SoTA	GA	Saves	Save%
James Pantemis	90	6	4	2	33.3

San Diego FC	Pos	Min	Gls	Ast	Sh	SoT	YC	RC
Corey Baird	FW	90	0	0	1	0	0	0
Amahl Pellegrino	LW	66	2	1	4	2	0	0
Alex Mighten	LW	24	0	0	3	1	0	0
Anders Dreyer	RW	90	2	1	3	2	0	0
Aníbal Godoy	LM	66	0	0	0	0	1	0
Pedro Soma	LM	24	0	0	0	0	0	0
Jeppe Tverskov	CM	66	0	1	0	0	0	0
Luca de la Torre	CM	24	0	0	1	1	0	0
Onni Valakari	RM	90	0	1	0	0	0	0
Luca Bombino	LB	90	0	0	2	0	0	0
Manu Duah	CB	90	0	0	0	0	0	0
Christopher McVey	CB	90	0	0	0	0	0	0
Aiden Harangi	RB	54	0	0	2	0	0	0
Willy Kumado	RB	27	0	0	0	0	0	0
Marcus Ingvarsten	FW	9	0	0	0	0	0	0
C.J. dos Santos	GK	90	0	0	0	0	0	0
<b>16 Players</b>		<b>990</b>	<b>4</b>	<b>4</b>	<b>16</b>	<b>6</b>	<b>1</b>	<b>0</b>

Player	Min	SoTA	GA	Saves	Save%
C.J. dos Santos	90	3	0	3	100.0

### PORTLAND TIMBERS 3, REAL SALT LAKE 1

October 22, 2025 at Providence Park in Portland, Oregon

Real Salt Lake	1	0	-	1
Portland	2	1	-	3

#### SCORING

POR - Mora 24'  
 POR - Mora 35'  
 RSL - Glad (Goncalves) 39'  
 POR - K Miller (Lassiter) 82'

#### CAUTIONS

RSL - Caliskan 22'  
 RSL - Vera 74'  
 RSL - Yedlin 79'  
 RSL - Luna 84'  
 RSL - Katranis 88'

	POR	RSL
Possession	48%	52%
Shots	12	22
Shots on Target	8	7
Saves	6	5
Fouls	14	16
Offsides	2	3
Corner Kicks	7	6

Portland Timbers	Pos	Min	Gls	Ast	Sh	SoT	YC	RC
Felipe Mora	FW	85	2	0	5	4	0	0
Kevin Kelsy	FW	5	0	0	0	0	0	0
Kristoffer Velde	LW	89	0	0	1	1	0	0
Omír Fernandez	RW	1	0	0	0	0	0	0
Antony	RW	77	0	0	0	0	0	0
Ariel Lassiter	RW	13	0	1	0	0	0	0
David da Costa	AM	85	0	0	1	1	0	0
Julio Joao Ortíz	AM	5	0	0	0	0	0	0
David Ayala	DM	77	0	0	2	0	0	0
Cristhian Paredes	DM	13	0	0	0	0	0	0
Diego Chará	DM	90	0	0	0	0	0	0
Jimer Fory	LB	90	0	0	1	0	0	0
Kamal Miller	CB	90	1	0	2	2	0	0
Finn Surman	CB	90	0	0	0	0	0	0
Juan David Mosquera	RB	90	0	0	0	0	0	0
James Pantemis	GK	90	0	0	0	0	0	0
<b>16 Players</b>		<b>990</b>	<b>3</b>	<b>1</b>	<b>12</b>	<b>8</b>	<b>0</b>	<b>0</b>

Player	Min	SoTA	GA	Saves	Save%
James Pantemis	90	7	1	6	85.7

Real Salt Lake	Pos	Min	Gls	Ast	Sh	SoT	YC	RC
Victor Olatunji	FW	64	0	0	3	0	0	0
William Agada	AM	26	0	0	2	0	0	0
Diogo Gonçalves	LW	90	0	1	5	1	0	0
Zavier Gozo	RW	64	0	0	2	0	0	0
Rwan	FW	26	0	0	2	2	0	0
Diego Luna	AM	90	0	0	1	1	1	0
Noel Caliskan	DM	45	0	0	0	0	1	0
Emeka Eneli	DM	45	0	0	1	1	0	0
Braian Ojeda	DM	77	0	0	0	0	0	0
Jesús Barea	LW	13	0	0	1	0	0	0
Alexandros Katranis	LB	90	0	0	1	0	1	0
Brayan Vera	CB	90	0	0	1	0	1	0
Justen Glad	CB	90	1	0	1	1	0	0
DeAndre Yedlin	RB	87	0	0	2	1	1	0
Johnny Russell	DM	3	0	0	0	0	0	0
Rafael Cabral	GK	90	0	0	0	0	0	0
<b>16 Players</b>		<b>990</b>	<b>1</b>	<b>1</b>	<b>22</b>	<b>7</b>	<b>5</b>	<b>0</b>

Player	Min	SoTA	GA	Saves	Save%
Rafael Cabral	90	8	3	5	62.5

### SAN DIEGO FC 2, PORTLAND TIMBERS 1

October 26, 2025 at Snapdragon Stadium in San Diego, California

Portland	1	0	-	1
San Diego	2	0	-	2

#### SCORING

SD - Valakari 23'  
 SD - Dreyer (Bombino) 30'  
 POR - Velde (Antony) 36'

#### CAUTIONS

POR - Fory 65'  
 POR - Fory (2nd Yellow=Red) 66'  
 SD - Bombino 90+1'  
 SD - Pilcher 90+7'  
 POR - Velde 90+7'

	SD	POR
Possession	71%	29%
Shots	15	5
Shots on Target	8	3
Saves	2	6
Fouls	14	11
Offsides	2	1
Corner Kicks	7	0

San Diego FC	Pos	Min	Gls	Ast	Sh	SoT	YC	RC
Corey Baird	FW	57	0	0	2	1	0	0
Luca de la Torre	FW	33	0	0	0	0	0	0
Amahl Pellegrino	LW	72	0	0	0	0	0	0
Alex Mighten	LW	18	0	0	0	0	0	0
Anders Dreyer	RW	90	1	0	4	2	0	0
Jeppe Tverskov	LM	90	0	0	0	0	0	0
Onni Valakari	CM	73	1	0	5	3	0	0
Marcus Ingvarsten	CM	17	0	0	0	0	0	0
Anibal Godoy	RM	89	0	0	0	0	0	0
Pedro Soma	RM	1	0	0	0	0	0	0
Luca Bombino	LB	90	0	1	1	1	1	0
Manu Duah	CB	90	0	0	1	0	0	0
Christopher McVey	CB	90	0	0	1	0	0	0
Ian Pilcher	RB	90	0	0	1	1	1	0
C.J. dos Santos	GK	90	0	0	0	0	0	0
<b>15 Players</b>		<b>990</b>	<b>2</b>	<b>1</b>	<b>15</b>	<b>8</b>	<b>2</b>	<b>0</b>

Player	Min	SoTA	GA	Saves	Save%
C.J. dos Santos	90	3	1	2	66.7

Portland Timbers	Pos	Min	Gls	Ast	Sh	SoT	YC	RC
Felipe Mora	FW	71	0	0	1	1	0	0
Ian Smith	CB	19	0	0	0	0	0	0
Kristoffer Velde	LW	90	1	0	2	2	1	0
Antony	RW	90	0	1	1	0	0	0
David da Costa	AM	71	0	0	0	0	0	0
Omír Fernandez	CM	19	0	0	0	0	0	0
David Ayala	DM	83	0	0	0	0	0	0
Cristhian Paredes	CM	7	0	0	0	0	0	0
Diego Chará	DM	90	0	0	0	0	0	0
Jimer Fory	LB	65	0	0	0	0	2	1
Kamal Miller	CB	90	0	0	1	0	0	0
Finn Surman	CB	90	0	0	0	0	0	0
Juan David Mosquera	RB	83	0	0	0	0	0	0
Kevin Kelsy	FW	7	0	0	0	0	0	0
James Pantemis	GK	90	0	0	0	0	0	0
<b>15 Players</b>		<b>965</b>	<b>1</b>	<b>1</b>	<b>5</b>	<b>3</b>	<b>3</b>	<b>1</b>

Player	Min	SoTA	GA	Saves	Save%
James Pantemis	90	8	2	6	75.0

### PORTLAND TIMBERS 2, SAN DIEGO FC 2 (PK 3-2)

November 1, 2025 at Providence Park in Portland, Oregon

San Diego	1	1	0	-	2	(2)
Portland	1	1	0	-	2	(3)

#### SCORING

POR - Velde (Antony) 18'  
 SD - Pellegrino (Baird) 45+12'  
 SD - Lozano 51'  
 POR - Guerra (Lassiter) 90+8'

#### CAUTIONS

SD - McVey 43'  
 POR - Kelsy 45'  
 POR - Velde 52'  
 POR - Chara 62'  
 SD - Pellegrino 69'  
 SD - McNair 72'  
 SD - Lozano 82'  
 POR - Zuparić 90+5'

#### PENALTY KICKS

SD-Dreyer (1-0)	POR-Mora (1-1)
SD-Lozano (2-1)	POR-Paredes (2-1)
SD-Valakari (2-1)	POR-Fernandez (2-1)
SD-Ingvarsten (2-1)	POR-Velde (2-2)
SD-Tverskov (2-2)	POR-Antony (2-3)

	POR	SD
Possession	40%	60%
Shots	17	9
Shots on Target	4	5
Saves	3	2
Fouls	22	15
Offsides	6	5
Corner Kicks	4	6

Portland Timbers	Pos	Min	Gls	Ast	Sh	SoT	YC	RC
Kristoffer Velde	FW	120	1	0	7	2	1	0
Kevin Kelsy	FW	67	0	0	1	0	1	0
Felipe Mora	FW	53	0	0	1	0	0	0
Antony	LW	120	0	1	0	0	0	0
Juan David Mosquera	RW	67	0	0	0	0	0	0
Ian Smith	WB	18	0	0	0	0	0	0
Gage Guerra	CM	35	1	0	1	1	0	0
David Ayala	CM	59	0	0	2	1	0	0
Cristhian Paredes	CM	61	0	0	1	0	0	0
David da Costa	CM	59	0	0	0	0	0	0
Omír Fernandez	CM	61	0	0	3	0	0	0
Diego Chará	DM	120	0	0	0	0	1	0
Kamal Miller	CB	78	0	0	0	0	0	0
Ariel Lassiter	WB	42	0	1	0	0	0	0
Dario Župarić	CB	120	0	0	0	0	1	0
Finn Surman	CB	120	0	0	1	0	0	0
James Pantemis	GK	120	0	0	0	0	0	0
<b>17 Players</b>		<b>1,320</b>	<b>2</b>	<b>2</b>	<b>17</b>	<b>4</b>	<b>4</b>	<b>0</b>

Player	Min	SoTA	GA	Saves	Save%
James Pantemis	90	5	2	3	60.0

San Diego FC	Pos	Min	Gls	Ast	Sh	SoT	YC	RC
Corey Baird	FW	45	0	1	1	0	0	0
Hirving Lozano	LW	75	1	0	3	3	1	0
Amahl Pellegrino	LW	69	1	0	1	1	1	0
Marcus Ingvarsten	FW	51	0	0	0	0	0	0
Anders Dreyer	RW	120	0	0	1	1	0	0
Onni Valakari	LM	120	0	0	0	0	0	0
Jeppe Tverskov	CM	120	0	0	1	0	0	0
Anibal Godoy	RM	69	0	0	0	0	0	0
Luca de la Torre	LM	51	0	0	0	0	0	0
Luca Bombino	LB	49	0	0	0	0	0	0
Franco Negri	LB	71	0	0	0	0	0	0
Manu Duah	CB	120	0	0	1	0	0	0
Christopher McVey	CB	120	0	0	1	0	1	0
Ian Pilcher	RB	63	0	0	0	0	0	0
Paddy McNair	CB	57	0	0	0	0	1	0
C.J. dos Santos	GK	28	0	0	0	0	0	0
Pablo Sisniega	GK	92	0	0	0	0	0	0
<b>17 Players</b>		<b>1,320</b>	<b>2</b>	<b>1</b>	<b>9</b>	<b>5</b>	<b>4</b>	<b>0</b>

Player	Min	SoTA	GA	Saves	Save%
C.J. dos Santos	28	2	1	1	50.0
Pablo Sisniega	62	2	1	1	50.0

## SAN DIEGO FC 4, PORTLAND TIMBERS 0

November 9, 2025 at Snapdragon Stadium in San Diego, California

Portland	0	0	-	0
San Diego	2	2	-	4

### SCORING

SD - Dreyer (Valakari) 5'  
 SD - Pellegrino 17'  
 SD - Pellegrino (Baird) 53'  
 SD - Dreyer (Lozano) 79'

### CAUTIONS

POR - Fory 29'  
 SD - Duah 36'  
 SD - Baird 55'  
 POR - Paredes 66'  
 POR - Ayala 71'  
 SD - Bombino 75'  
 POR - Mosquera (Red) 80'  
 POR - K miller 86'

	SD	POR
Possession	66%	34%
Shots	15	12
Shots on Target	8	3
Saves	3	4
Fouls	19	16
Offsides	2	2
Corner Kicks	9	3

San Diego FC	Pos	Min	Gls	Ast	Sh	SoT	YC	RC
Corey Baird	FW	69	0	1	1	0	1	0
Marcus Ingvartsen	FW	21	0	0	0	0	0	0
Amahl Pellegrino	LW	69	2	0	5	5	0	0
Hirving Lozano	LW	21	0	1	1	0	0	0
Anders Dreyer	RW	83	2	0	3	2	0	0
Pedro Soma	RW	7	0	0	0	0	0	0
Aníbal Godoy	LM	90	0	0	1	1	0	0
Jeppe Tverskov	CM	90	0	0	2	0	0	0
Onni Valakari	RM	90	0	1	1	0	0	0
Luca Bombino	LB	83	0	0	0	0	1	0
Franco Negri	LB	7	0	0	0	0	0	0
Manu Duah	CB	83	0	0	0	0	1	0
Paddy McNair	CB	7	0	0	0	0	0	0
Christopher McVey	CB	90	0	0	1	0	0	0
Ian Pilcher	RB	90	0	0	0	0	0	0
Pablo Sisniega	GK	90	0	0	0	0	0	0
<b>16 Players</b>		<b>990</b>	<b>4</b>	<b>3</b>	<b>15</b>	<b>8</b>	<b>3</b>	<b>0</b>

Player	Min	SoTA	GA	Saves	Save%
Pablo Sisniega	90	3	0	3	100.0

Portland Timbers	Pos	Min	Gls	Ast	Sh	SoT	YC	RC
Kristoffer Velde	FW	90	0	0	1	0	0	0
Kevin Kelsy	FW	55	0	0	4	1	0	0
Felipe Mora	FW	35	0	0	1	0	0	0
David da Costa	AM	55	0	0	0	0	0	0
Matías Rojas	CM	35	0	0	1	0	0	0
David Ayala	CM	74	0	0	1	0	1	0
Gage Guerra	DM	16	0	0	0	0	0	0
Diego Chará	CM	55	0	0	0	0	0	0
Cristhian Paredes	CM	35	0	0	1	0	1	0
Jimer Fory	WB	45	0	0	3	2	1	0
Juan David Mosquera	RB	34	0	0	0	0	0	1
Antony	WB	90	0	0	0	0	0	0
Kamal Miller	CB	90	0	0	0	0	1	0
Dario Župarić	CB	90	0	0	0	0	0	0
Finn Surman	CB	90	0	0	0	0	0	0
James Pantemis	GK	90	0	0	0	0	0	0
<b>16 Players</b>		<b>979</b>	<b>0</b>	<b>0</b>	<b>12</b>	<b>3</b>	<b>4</b>	<b>1</b>

Player	Min	SoTA	GA	Saves	Save%
James Pantemis	90	8	4	4	50.0