

2024 PORTLAND TIMBERS

MLS Standings

MLS All-Star Game

MLS Playoffs

Team Statistics

MLS Awards

MLS League Leaders

MLS Attendance/Hat Tricks

US Open Cup

Leagues Cup

CONCACAF Champions Cup

Roster

Splits

Game Logs

Scoring Log

Minutes Log

Cautions Log

Position Chart

Overall Player Statistics

MLS Regular Season Player Statistics

US Open Cup Player Statistics

Box scores

TIMBERS PAST DECADE (2015-2024)

Year	Head Coach	GP	W - D - L	Pts	Pts%	PPG	Finish (ovl)	Playoffs	USOC	Other
2015	Caleb Porter	34	15 - 8 - 11	53	.520	1.56	3 rd West (5)	Won MLS Cup	R16	-
2016	Caleb Porter	34	12 - 8 - 14	44	.430	1.29	7 th West (12)	-	R16	CCL-GS
2017	Caleb Porter	34	15 - 8 - 11	53	.520	1.56	1 st West (6)	Lost West SF	R4	-
2018	Giovanni Savarese	34	15 - 9 - 10	54	.530	1.59	2 nd West (8)	Lost MLS Cup	QF	-
2019	Giovanni Savarese	34	14 - 7 - 13	49	.480	1.44	6 th West (11)	Lost Round 1	SF	-
2020	Giovanni Savarese	23	11 - 6 - 6	39	.567	1.70	3 rd West (8)	Lost Round 1	-	MLSBack-Won
2021	Giovanni Savarese	34	17 - 4 - 13	55	.539	1.62	4 th West (5)	Lost MLS Cup	-	CCL-QF
2022	Giovanni Savarese	34	11 - 13 - 10	46	.451	1.35	8 th West (16)	-	R32	-
2023	G Savarese/M Joseph	34	11 - 10 - 13	43	.422	1.26	10 th West (18)	-	R32	LC-R32
2024	Phil Neville	34	12 - 11 - 11	47	.461	1.38	9 th West (14)	Lost Wild Card	-	LC-R32
10 Year Totals		295	133 - 84 - 112	483	.546	1.64	(5.3/10.3 avg)	(1 champ)		(MLSB Champ)

2024 MAJOR LEAGUE SOCCER STANDINGS

EASTERN CONFERENCE

Rk	Team	W	D	L	PTS	GF	GA	GD	HOME	ROAD	xG	xGA	xGD	LEADING SCORER
1	Inter Miami	22	8	4	74	79	49	+30	11-4-2	11-4-2	53.8	53.0	+0.8	20-Suarez/Messi
2	Columbus Crew	19	9	6	66	72	40	+32	10-4-3	9-5-3	57.9	44.1	+13.9	19-Cucho
3	FC Cincinnati	18	5	11	59	58	48	+10	7-3-7	11-2-4	48.4	39.9	+8.5	14- L Acosta
4	Orlando City	15	7	12	52	59	50	+9	7-4-6	8-3-6	50.6	47.0	+3.6	14-F Torres
5	Charlotte FC	14	9	11	51	46	37	+9	9-5-3	5-4-8	46.7	44.8	+1.9	10-P Agyemang
6	New York City FC	14	8	12	50	54	49	+5	10-3-4	4-5-8	54.5	47.1	+7.5	16-A Martinez
7	New York Red Bulls	11	14	9	47	55	50	+5	7-7-3	4-7-6	56.5	43.7	+12.7	13-L Morgan
8	CF Montreal	11	10	13	43	48	64	-16	8-5-4	3-5-9	43.7	58.7	-15.0	11-J Martinez
9	Atlanta United	10	10	14	40	46	49	-3	6-4-7	4-6-7	51.4	48.9	+2.5	9-S Lobzhanidze
10	DC United	10	10	14	40	52	70	-18	4-5-8	6-5-6	52.9	51.3	+1.6	23-C Benteke
11	Toronto FC	11	4	19	37	4	61	-21	7-0-10	4-4-9	38.9	48.5	-9.5	9-P Osei Owusu
12	Philadelphia Union	9	10	15	37	62	55	+7	4-5-8	5-5-7	59.9	51.6	+8.4	17-D Gazdag
13	Nashville SC	9	9	16	36	38	54	-16	5-6-6	4-3-10	45.0	54.1	-9.1	12-S Surridge
14	N England Revolution	9	4	21	31	37	74	-37	5-4-8	4-0-13	36.8	62.8	-26.0	9-G Vrioni
15	Chicago Fire	7	9	18	30	40	62	-22	5-4-8	2-5-10	44.0	51.8	-7.8	10-H Cuypers

WESTERN CONFERENCE

Rk	Team	W	D	L	PTS	GF	GA	GD	HOME	ROAD	xG	xGA	xGD	LEADING SCORER
1	Los Angeles FC	19	7	8	64	63	43	+20	11-4-2	8-3-6	59.2	39.9	+19.4	20-D Bouanga
2	Los Angeles Galaxy	19	7	8	64	69	50	+19	13-3-1	6-4-7	63.8	53.0	+10.8	16-G Chaves
3	Real Salt Lake	16	11	7	59	65	48	+17	11-3-3	5-8-4	55.2	43.5	+11.7	17-C Arango
4	Seattle Sounders	16	9	9	57	51	35	+16	8-7-2	8-2-7	49.3	37.8	+11.6	13-J Morris
5	Houston Dynamo	15	9	10	54	47	39	+8	7-7-3	8-2-7	42.5	45.9	-3.4	6-A Ibrahim
6	Minnesota United	15	7	12	52	58	49	+9	7-4-6	8-3-6	53.3	50.1	+3.3	11-B Hlongwane
7	Colorado Rapids	15	5	14	50	61	60	+1	10-3-4	5-2-10	57.5	51.8	+5.7	15-R Navarro
8	Vancouver Whitecaps	13	8	13	47	52	49	+3	6-4-7	7-4-6	49.4	44.6	+4.9	15-B White
9	Portland Timbers	12	11	11	47	65	56	+9	9-5-3	3-6-8	53.9	48.4	+5.6	16-J Rodriguez
10	Austin FC	11	9	14	42	39	48	-9	7-5-5	4-4-9	39.6	57.4	-17.8	7-Driussi/Obrian
11	FC Dallas	11	8	15	41	54	56	-2	10-2-5	1-6-10	41.8	54.0	-12.2	16-P Musa
12	St Louis City	8	13	13	37	50	63	-13	7-5-5	1-8-8	46.9	57.3	-10.6	5-Teuchert/Lowen
13	Sporting Kansas City	8	7	19	31	51	66	-15	6-4-7	2-3-12	42.9	52.8	-9.9	10-W Agada
14	San Jose Earthquakes	6	3	25	21	41	78	-37	4-1-12	2-2-13	45.4	58.3	-12.9	7-A Pellegrino

Regular Season Conference Champion

Round One Playoff Spot

Wild Card Playoff Spot

SINGLE TABLE STANDINGS

1	Inter Miami	22	8	4	74	Support Shield
2	Columbus Crew	19	9	6	66	MLS Playoffs
3	Los Angeles FC	19	7	8	64	West Champion
4	Los Angeles Galaxy	19	7	8	64	MLS Playoffs
5	FC Cincinnati	18	5	11	59	MLS Playoffs
6	Real Salt Lake	16	11	7	59	MLS Playoffs
7	Seattle Sounders	16	9	9	57	MLS Playoffs
8	Houston Dynamo	15	9	10	54	MLS Playoffs
9	Orlando City	15	7	12	52	MLS Playoffs
10	Minnesota United	15	7	12	52	MLS Playoffs
11	Charlotte FC	14	9	11	51	MLS Playoffs
12	Colorado Rapids	15	5	14	50	MLS Playoffs
13	New York City FC	14	8	12	50	MLS Playoffs
14	Vancouver Whitecaps	13	8	13	47	WC Playoffs
15	Portland Timbers	12	11	11	47	WC Playoffs
16	New York Red Bulls	11	14	9	47	MLS Playoffs
17	CF Montréal	11	10	13	43	WC Playoffs
18	Austin FC	11	9	14	42	
19	FC Dallas	11	8	15	41	
20	Atlanta United FC	10	10	14	40	WC Playoffs
21	D.C. United	10	10	14	40	
22	Toronto FC	11	4	19	37	
23	Philadelphia Union	9	10	15	37	
24	St. Louis City	8	13	13	37	
25	Nashville SC	9	9	16	36	
26	New England Revolution	9	4	21	31	
27	Sporting Kansas City	8	7	19	31	
28	Chicago Fire	7	9	18	30	
29	San Jose Earthquakes	6	3	25	21	

2024 MLS ALL-STAR GAME

LIGA MX ALL-STARS 4, MLS ALL-STARS 1

July 24, 2024 at Lower.com Field in Columbus, Ohio

Liga MX All-Stars	2	2	-	4
MLS All-Stars	1	0	-	1

SCORING

LMX - Berterame (Dos Santos) 16'
 MLS - Hernandez (Rossi) 17'
 LMX - Idrissi (Fidalgo) 41'
 LMX - Brunetta (Ferrareis) 68'
 LMX - Meza (Brunetta) 69'

CAUTIONS

MLS - Puig 77'

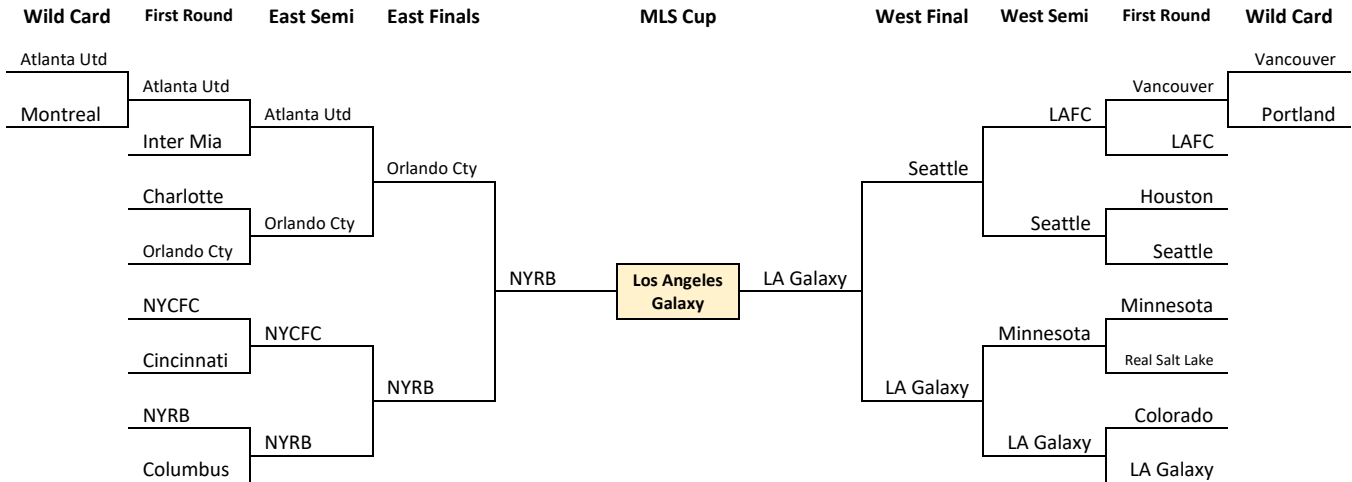
MLS All-Stars – FW Hernandez (Benteke 46, Musa 66), MF Evander (Luna 26, Mukhtar 46), MF Ascota (Bouanga 46, Pec 66), MF Rossi (Puig 46), MF H Herrera (Lod 26, Orellano 46), MF Busaquets (Choiniere 46, Nagbe 66), DF Alba (Bombito 46), DF Thiago (Camacho 46), DF Glad (Moreira 46), DF Rosenberry (A Herrera 26, Bernardeschi 46), GK Burki (Lloris 46, Paez 66)

Liga MX All-Stars- FW Berterame (Rondon 30, Martinez 65), MF Idrissi (Meza 46), MF Gignac (Bautista 46, Huerta 67), MF Dilrosun (Angulo 46), MF Rodriguez (Fidalgo 30, Deossa 65), MF Dos Santos (Dourado 31), DF Mozo (Bilbao 46), DF Pizarro (Guardado 65), DF Piovi (Brunetta 46), DF Gonzalez (Garcia 46, Ferrareis 65), GK Malagon (Mier 30, Tapia 65)

Shots: MLS 22; LMX 16. **Shots on Target:** MLS 8, LMX 6. **Saves:** MLS 5, LMX 4. **Fouls:** MLS 9, LMX 5. **Offsides:** MLS 2, LMX 1. **Corner Kicks:** MLS 7, LMX 5.

Attendance: 20,931

2024 MLS CUP PLAYOFFS



EASTERN CONFERENCE

WILD CARD

10/22 – Atlanta United 2, CF MONTREAL 2 (PK 5-4)

FIRST ROUND

Atlanta United def Inter Miami 2-1

10/25 – INTER MIAMI 2, Atlanta United 1
11/2 – ATLANTA UNITED 2, Inter Miami 1
11/9 – Atlanta United 2, INTER MIAMI 1

Orlando City def Charlotte FC 2-1

10/27 – ORLANDO CITY 2, Charlotte FC 0
11/1 – CHARLOTTE FC 0, Orlando City 0 (PK 3-1)
11/9 – ORLANDO CITY 1, Charlotte FC 1 (PK 4-1)

New York City FC def FC Cincinnati 2-1

10/28 – FC CINCINNATI 1, New York City FC 0
11/2 – NEW YORK CITY FC 3, FC Cincinnati 1
11/9 – New York City FC 0, FC CINCINNATI 0 (PK 6-5)

New York Red Bulls def Columbus Crew 2-0

10/29 – NY Red Bulls 1, COLUMBUS 0
11/3 – NY RED BULLS 2, Columbus 2 (PK 5-4)

EAST SEMIFINAL

11/23 – NY Red Bulls 2, NEW YORK CITY FC 0
11/23 – ORLANDO CITY 1, Atlanta United 0

EAST FINAL

11/30 – NY Red Bulls 1, ORLANDO CITY 0

WESTERN CONFERENCE

WILD CARD

10/23 – Vancouver 5, PORTLAND 0

FIRST ROUND

Los Angeles FC def Vancouver Whitecaps 2-1

10/27 – LOS ANGELES FC 2, Vancouver 1
11/3 – VANCOUVER 3, Los Angeles FC 0
11/8 – LOS ANGELES FC 1, Vancouver 0

Seattle Sounders def Houston Dynamo 2-0

10/28 – SEATTLE 0, Houston 0 (PK 5-4)
11/3 – Seattle 1, HOUSTON 1 (PK 7-6)

Minnesota United def Real Salt Lake 2-0

10/29 – Minnesota United 0, REAL SALT LAKE 0 (PK 5-4)
11/2 – MINNESOTA UNITED 1, Salt Lake City 1 (PK 3-1)

Los Angeles Galaxy def Colorado Rapids 2-0

10/26 – LA GALAXY 5, Colorado 0
11/1 – LA Galaxy 4, COLORADO 1

WEST SEMIFINAL

11/23 – Seattle 2, LOS ANGELES FC 1 (AET)
11/23 – LA GALAXY 6, Minnesota United 2

WEST FINAL

11/30 – LA GALAXY 1, Seattle 0



MLS CUP

December 7, 2024
at Dignity Health Sports Park in Carson, California

Los Angeles Galaxy 2, New York Red Bulls 1

CUP MVP: Gaston Brugman, LA Galaxy



MLS TEAM STATISTICS

Team	#PI	Age	Poss%	Gls	Ast	PKs	YC	RC	Sh	SOT	Sh% OG	GOALKEEPING							
												#PI	GA	GAA	SOT	Sv	Sv%	CS	
Inter Miami	31	28.3	54.7%	78	65	1-1	95	4	399	181	19.5%	2	3	49	1.44	159	110	72.3%	6
Columbus Crew	29	27.2	58.7%	72	52	3-6	45	5	473	173	15.2%	0	4	40	1.21	145	105	74.5%	12
Los Angeles FC	24	29.6	46.8%	62	42	7-8	74	5	535	194	11.6%	3	2	43	1.26	137	96	69.3%	12
Los Angeles Galaxy	26	28.2	56.7%	68	51	4-8	61	3	489	195	13.9%	1	2	50	1.47	178	128	74.2%	7
FC Cincinnati	29	27.3	53.7%	57	42	3-4	82	4	482	178	11.8%	2	3	48	1.41	144	97	70.1%	7
Real Salt Lake	30	26.4	53.9%	63	49	4-4	75	2	522	185	12.1%	1	2	48	1.41	152	104	71.1%	9
Seattle Sounders	28	28.3	50.5%	49	31	8-9	55	8	452	143	10.8%	0	2	35	1.03	125	89	75.2%	13
Houston Dynamo	26	28.5	59.2%	45	33	2-2	75	2	467	160	9.6%	1	2	39	1.15	146	107	76.0%	8
Orlando City	26	28.2	52.5%	56	46	4-5	69	1	447	151	12.5%	0	3	50	1.47	136	84	67.6%	9
Minnesota United	36	27.5	44.3%	55	39	5-6	74	4	448	163	12.3%	1	3	49	1.44	145	96	67.6%	7
Charlotte FC	30	28.3	44.2%	45	34	3-5	76	2	382	140	11.8%	0	1	37	1.09	154	116	76.0%	12
Colorado Rapids	25	26.3	48.9%	57	37	10-15	51	2	413	151	13.8%	2	2	60	1.76	163	105	65.0%	6
New York City FC	25	25.4	52.2%	54	38	5-5	73	4	462	158	11.7%	0	2	49	1.44	170	120	73.5%	5
Vancouver Whitecaps	29	27.4	47.6%	50	36	2-3	67	3	425	140	11.8%	2	2	49	1.44	138	90	68.1%	7
Portland Timbers	27	28.4	48.7%	64	51	5-5	68	3	467	173	13.7%	2	2	56	1.65	146	91	63.0%	6
New York Red Bulls	27	25.1	44.5%	53	36	8-10	58	6	484	171	11.0%	2	2	50	1.47	131	83	66.4%	7
CF Montréal	30	25.4	50.1%	46	36	4-4	75	3	357	125	12.9%	1	2	64	1.88	182	119	67.6%	8
Austin FC	26	29.4	49.9%	39	29	4-6	87	3	338	100	11.5%	0	1	48	1.41	178	129	77.5%	8
FC Dallas	30	27.8	48.9%	51	36	5-6	74	1	414	146	12.3%	2	2	56	1.65	191	134	73.3%	7
Atlanta United	28	28.2	49.5%	45	30	5-7	54	2	486	157	9.3%	1	2	49	1.44	164	113	72.0%	5
D.C. United	28	28.3	47.0%	52	41	5-5	95	7	473	158	11.0%	2	2	70	2.06	157	89	58.6%	2
Toronto FC	27	28.1	49.9%	38	28	3-6	102	5	377	128	10.1%	1	2	61	1.79	161	101	65.2%	8
Philadelphia Union	26	27.1	46.9%	62	47	4-5	64	1	517	179	12.0%	2	3	55	1.62	163	110	67.5%	8
St. Louis City	35	27.1	46.9%	47	33	5-7	91	1	501	151	9.4%	4	2	63	1.85	167	107	65.3%	7
Nashville SC	29	29.4	47.6%	37	30	5-7	59	2	383	110	9.7%	3	2	54	1.59	166	114	68.7%	9
N England Revolution	33	28.1	51.0%	36	26	1-1	66	4	405	136	8.9%	0	3	74	2.18	203	127	66.5%	5
Sporting KC	25	29.4	50.6%	51	39	0-3	65	3	464	145	11.0%	4	2	66	1.94	148	83	56.8%	3
Chicago Fire	27	27.6	49.9%	40	28	5-5	68	1	409	143	9.8%	1	2	62	1.82	168	107	67.9%	4
San Jose Earthquakes	27	28.3	44.6%	39	29	1-1	70	3	404	122	9.7%	1	3	78	2.29	190	112	62.6%	2

LEAGUE LEADERS

MINUTES	3060	Andreas Maxso	Colorado
	3060	Brad Stuver	Austin FC
	3060	Kristijan Kahlina	Charlotte FC
GOALS	23	Christian Benteke	DC United
ASSISTS	16	Luciano Acosta	FC Cincinnati
GOALS+ASSISTS	31	Lionel Messi	Inter Miami
SHOTS	144	Denis Bouanga	Los Angeles FC
SHOTS ON TARGET	57	Gabriel Chaves	LA Galaxy
YELLOW CARDS	15	Tomas Aviles	Inter Miami
RED CARDS	3	F Bernardeschi	Toronto FC
CLEAN SHEETS	12	Hugo Lloris	Los Angeles FC
	12	Kristijan Kahlina	Charlotte FC
SAVES	129	Brad Stuver	Austin FC
GOAL AGST AVG	0.99	Stefan Frei	Seattle
SAVE PCT	.775	Brad Stuver	Austin FC

MLS NOTABLES

Matches Played	493
Goals Scored	1552 (3.15 per match)
Biggest Home Win	5 goals: five times
Biggest Away Win	New England 5, CF Montreal 0 (8/24)
Highest Scoring	8 goals: six times
Longest Winning Run	7 (FC Cincinnati, 4/20-5/25)
Longest Unbeaten Run	15 (Real Salt Lake, 3/23-6/19)
Longest Winless Run	11 (DC United, 5/15-7/6)
Longest Losing Run	8 (Nashville SC, 6/29-8/31)
Highest Attendance	72,610 (Inter Miami @ Sporting KC, 4/13)
Total Attendance	11,509,475 (23,346 avg)

MLS AWARDS

MOST VALUABLE PLAYER	Lionel Messi	Inter Miami	MLS BEST XI		
DEFENDER OF THE YEAR	Steven Moreira	Columbus Crew	Forward	Christian Benteke	DC United
GOALKEEPER OF THE YEAR	Kristijan Kahlina	Charlotte FC	Forward	Denis Bouanga	Los Angeles FC
COACH OF THE YEAR	Wilfried Nancy	Columbus Crew	Forward	Cucho Hernandez	Columbus
YOUNG PLAYER OF THE YEAR	Diego Luna	Real Salt Lake	Forward	Lionel Messi	Inter Miami
NEWCOMER OF THE YEAR	Gabriel Pec	Los Angeles Galaxy	Midfielder	Luciano Acosts	FC Cincinnati
COMEBACK PLAYER OF THE YEAR	Lewis Morgan	New York Red Bulls	Midfielder	Evander	Portland
GOLDEN BOOT	Christian Benteke	DC United	Midfielder	Riqui Puig	LA Galaxy
REFEREE OF THE YEAR	Drew Fischer		Defender	Jordi Alba	Inter Miami
ASSISTANT REFEREE OF THE YEAR	Kyle Atkins		Defender	Yeimar Gomez	Seattle
GOAL OF THE YEAR	Luca Orellano	FC Cincinnati	Defender	Steven Moreira	Columbus
SAVE OF THE YEAR	Maarten Paes	FC Dallas	Goalkeeper	Kristijan Kahlina	Charlotte FC

MLS LEAGUE LEADERS

MINUTES

1. Andreas Mxmsø, Colorado	3060
Kristijan Kahlina, Charlotte	3060
Brad Stuver, Austin	3060
4. Artur, Houston	3038
5. Maya Yoshida, LA Galaxy	3035
6. Matt Freese, New York City FC	2981
7. Zack Steffen, Colorado	2970
Ashley Westwood, Charlotte	2970
Yohei Takaoka, Vancouver	2970
Jonathan Sirois, CF Montréal	2970
Hugo Lloris, Los Angeles FC	2970
Christopher Brady, Chicago	2970

GOALS + ASSISTS

1. Lionel Messi, Inter Miami	31
2. Luciano Acosta, FC Cincinnati	30
Evander, Portland	30
4. Denis Bouanga, Los Angeles FC	29
Cucho, Columbus	29
Luis Suárez, Inter Miami	29
7. Christian Benteke, DC United	28
Gabriel Chaves, LA Galaxy	28
9. Cristian Arango, Real Salt Lake	23
10. Albert Rusnák, Seattle	22
Ryan Gauld, Vancouver	22
Riqui Puig, LA Galaxy	22

PENALTY KICKS MADE

1. Denis Bouanga, Los Angeles FC	7
2. Emil Forsberg, NY Red Bulls	5
3. Daniel Gazdag, Philadelphia	4
Djordje Mihailovic, Colorado	4
Rafael Navarro, Colorado	4
Santiago Rodriguez, New York City FC	4
Raul Ruidiaz, Seattle	4
8. Nine Players	3

YELLOW CARDS

1. Tomás Avilés, Inter Miami	15
2. Federico Bernardeschi, Toronto FC	13
3. César Araujo, Orlando City	12
Franco Escobar, Houston	12
5. Jake Davis, Sporting KC	11
Julio Cascante, Austin	11
7. Six Players	10

GOALS

1. Christian Benteke, DC United	23
2. Denis Bouanga, Los Angeles FC	20
Luis Suárez, Inter Miami	20
Lionel Messi, Inter Miami	20
5. Cucho, Columbus	19
6. Dániel Gazdag, Philadelphia	17
Cristian Arango, Real Salt Lake	17
8. Alonso Martínez, New York City FC	16
Petar Musa, FC Dallas	16
Jonathan Rodríguez, Portland	16
Gabriel Chaves, LA Galaxy	16

SHOTS

1. Denis Bouanga, Los Angeles FC	144
2. Cucho, Columbus	130
3. Gabriel Chaves, LA Galaxy	122
4. Cristian Arango, Real Salt Lake	116
5. Riqui Puig, LA Galaxy	105
6. Hany Mukhtar, Nashville SC	97
7. Federico Bernardeschi, Toronto FC	95
8. Evander, Portland	93
Jonathan Rodríguez, Portland	93
10. Christian Benteke, DC United	91

FOULS COMMITTED

1. Christian Benteke, DC United	70
2. Braian Ojeda, Real Salt Lake	62
Santiago Rodríguez, New York City FC	62
4. Carlos Gruezo, San Jose	59
5. Chris Durkin, St. Louis	58
James Sands, New York City FC	58
7. Joseph Rosales, Minnesota Utd	57
8. Prince Osei Owusu, Toronto FC	56
9. Matt Crooks, Real Salt Lake	54
10. Matt Polster, NE Revolution	53

RED CARDS

1. Federico Bernardeschi, Toronto FC	3
2. Tomás Avilés, Inter Miami	2
Sean Nealis, NY Red Bulls	2
4. 87 Players	1

ASSISTS

1. Luciano Acosta, FC Cincinnati	16
2. Evander, Portland	15
3. Robin Lod, Minnesota Utd	13
Cristian Espinoza, San Jose	13
5. Albert Rusnák, Seattle	12
Ryan Gauld, Vancouver	12
Gabriel Chaves, LA Galaxy	12
8. Lionel Messi, Inter Miami	11
9. Five Players	10

SHOTS ON TARGET

1. Gabriel Chaves, LA Galaxy	57
2. Denis Bouanga, Los Angeles FC	50
Luis Suárez, Inter Miami	47
4. Cristian Arango, Real Salt Lake	43
5. Christian Benteke, DC United	42
6. Luca Orellano, FC Cincinnati	40
Jonathan Rodríguez, Portland	40
8. Cucho, Columbus	39
Lionel Messi, Inter Miami	39
10. Evander, Portland	38
Mateusz Bogusz, Los Angeles FC	38

FOULS SUFFERED

1. Riqui Puig, LA Galaxy	83
2. Santiago Rodríguez, New York City FC	79
3. Timmy Tillman, Los Angeles FC	73
4. César Araujo, Orlando City	71
Braian Ojeda, Real Salt Lake	71
6. Hany Mukhtar, Nashville SC	70
7. Joseph Paintsil, LA Galaxy	67
8. Rafael Navarro, Colorado	63
9. Erik Thommy, Sporting KC	61
10. Darlington Nagbe, Columbus	59

PASS COMPLETION PERCENTAGE

1. Darlington Nagbe, Columbus	95.8%
2. Jalen Neal, LA Galaxy	94.7%
3. Edwin Cerrillo, LA Galaxy	94.2%
4. Martín Cáceres, LA Galaxy	93.7%
5. Maya Yoshida, LA Galaxy	93.1%
6. Serhiy Kryvtsov, Inter Miami	92.5%
7. Aidan Morris, Columbus	92.2%
8. Maxime Chanot, Los Angeles FC	91.8%
9. Ranko Veselinović, Vancouver	91.7%
10. Yevhen Cheberko, Columbus	91.4%

GOALKEEPER LEADERS

GOAL AGAINST AVERAGE

1. Stefan Frei, Seattle	0.99
2. Patrick Schulte, Columbus	1.07
3. Kristijan Kahlina, Charlotte	1.09
4. Steve Clark, Houston	1.10
5. Andre Blake, Philadelphia	1.13
6. Dayne St. Clair, Minnesota Utd	1.19
7. Hugo Lloris, Los Angeles FC	1.21
8. Zac MacMath, Real Salt Lake	1.22
9. James Pantemis, Portland	1.25
10. Pedro Gallese, Orlando City	1.34

CLEAN SHEETS

1. Hugo Lloris, Los Angeles FC	12
Kristijan Kahlina, Charlotte	12
3. Stefan Frei, Seattle	11
4. Patrick Schulte, Columbus	10
5. Pedro Gallese, Orlando City	8
Brad Stuver, Austin	8
Jonathan Sirois, CF Montréal	8
Joe Willis, Nashville SC	8
Steve Clark, Houston	8
10. Four Players	7

SAVES

1. Brad Stuver, Austin	129
2. John McCarthy, LA Galaxy	124
3. Matt Freese, New York City FC	119
4. Maarten Paes, FC Dallas	117
5. Kristijan Kahlina, Charlotte	116
6. Jonathan Sirois, CF Montréal	111
7. Brad Guzan, Atlanta Utd	107
8. Christopher Brady, Chicago	104
9. Zack Steffen, Colorado	103
10. Drake Callender, Inter Miami	102

CLEAN SHEETS PERCENTAGE

1. Stefan Frei, Seattle	37.9%
2. Patrick Schulte, Columbus	37.0%
3. Hugo Lloris, Los Angeles FC	36.4%
4. James Pantemis, Portland	35.7%
5. Kristijan Kahlina, Charlotte	35.3%
6. Oliver Semmler, Philadelphia	28.6%
7. Pedro Gallese, Orlando City	27.6%
Joe Willis, Nashville SC	27.6%
9. Dayne St. Clair, Minnesota Utd	26.9%
10. Zac MacMath, Real Salt Lake	26.1%

SAVE PERCENTAGE

1. Brad Stuver, Austin	77.5%
2. Steve Clark, Houston	76.4%
3. Kristijan Kahlina, Charlotte	76.0%
4. Matt Freese, New York City FC	75.2%
5. Stefan Frei, Seattle	75.0%
6. John McCarthy, LA Galaxy	74.4%
7. Patrick Schulte, Columbus	74.3%
8. Andre Blake, Philadelphia	73.6%
9. Brad Guzan, Atlanta Utd	73.4%
10. Drake Callender, Inter Miami	72.8%

PENALTY KICK SAVES

1. Brad Guzan, Atlanta Utd	3
Tim Melia, Sporting KC	3
Maarten Paes, FC Dallas	3
4. Drake Callender, Inter Miami	2
Pedro Gallese, Orlando City	2
6. 17 Players	1

MLS ATTENDANCE

Rk	Team	GP	Total	Average	High	Low	Stadium	Capacity
1	Atlanta United	17	796,120	46,831	67,795	42,501	Mercedes-Benz Stadium	42,500 *
2	Charlotte FC	17	597,405	35,141	62,291	26,899	Bank of America Stadium	38,000 *
3	Seattle Sounders	17	522,812	30,754	36,341	29,244	Lumen Field	37,722 *
4	New England Revolution	17	496,446	29,203	65,612	14,557	Gillette Stadium	20,000 *
5	Nashville SC	17	485,980	28,587	30,109	26,842	Geodis Park	30,000
6	Los Angeles Galaxy	17	444,303	26,135	70,076	19,096	BMO Stadium	22,000
7	Vancouver Whitecaps	17	444,055	26,121	51,035	17,361	BC Place	22,120 *
8	Toronto FC	17	436,582	25,681	30,217	21,355	BMO Field	28,351
9	FC Cincinnati	17	429,022	25,237	25,513	24,282	TQL Stadium	26,000
10	New York City FC	17	395,858	23,286	44,738	10,785	Yankee Stadium	30,321 *
11	Orlando City	17	387,676	22,804	25,046	17,787	Inter&Co Stadium	25,500
12	St. Louis City	17	381,730	22,455	22,500	22,423	CityPark	22,423
13	Los Angeles FC	17	376,065	22,121	22,321	22,000	Dignity Health Sports Park	27,000
14	Portland Timbers	17	373,136	21,949	25,218	19,113	Providence Park	25,218
15	Chicago Fire	17	362,576	21,328	55,385	11,372	Soldier Field	24,995 *
16	Sporting Kansas City	17	360,279	21,193	72,610	14,826	Children's Mercy Park	18,467
17	Inter Miami CF	17	356,643	20,979	21,550	19,939	Chase Stadium	21,550
18	Austin FC	17	352,545	20,738	20,738	20,738	Q2 Stadium	20,738
19	Columbus Crew	17	349,186	20,540	20,927	20,314	Lower.com Field	20,371
20	Real Salt Lake	17	344,503	20,265	21,570	19,268	America First Field	20,213
21	New York Red Bulls	17	342,474	20,146	25,291	15,128	Red Bull Arena	25,000
22	CF Montréal	17	333,523	19,619	19,619	19,619	Saputo Stadium	19,619
23	Minnesota United	17	333,143	19,597	19,906	18,652	Allianz Field	19,400
24	FC Dallas	17	326,009	19,177	20,500	19,096	Toyota Stadium	19,096
25	Philadelphia Union	17	320,369	18,845	19,513	18,513	Subaru Park	18,500
26	D.C. United	17	308,333	18,137	19,365	15,899	Audi Field	20,000
27	San Jose Earthquakes	17	297,509	17,501	43,774	10,104	PayPal Park	18,000
28	Houston Dynamo	17	294,473	17,322	22,039	14,282	Shell Energy Stadium	22,039
29	Colorado Rapids	17	260,720	15,336	18,183	7,492	Dick's Sporting Goods Park	18,061
TOTALS		493	11,509,475	23,346	72,610	7,492		

* Stadium has a reduced capacity for MLS soccer

HIGHEST ATTENDANCE

Rk	Home Team	Score	Road Team	Attendance	Date	Stadium
1	Sporting Kansas City	L 2-3	Inter Miami	72,610	April 13	Arrowhead Stadium
2	Los Angeles Galaxy	L 1-2	Los Angeles FC	70,076	July 4	Rose Bowl
3	Atlanta United	D 2-2	Inter Miami	67,795	September 18	Mercedes-Benz Stadium
4	Atlanta United	W 4-1	NE Revolution	67,727	March 9	Mercedes-Benz Stadium
5	NE Revolution	L 1-4	Inter Miami	65,612	April 27	Gillette Stadium
6	Charlotte FC	W 1-0	New York City FC	62,291	February 24	Bank of America Stadium
7	Atlanta United	L 2-3	Charlotte FC	61,209	June 2	Mercedes-Benz Stadium
8	Charlotte FC	L 0-1	Atlanta United	59,900	August 31	Bank of America Stadium
9	Chicago Fire	L 1-4	Inter Miami	55,385	August 31	Soldier Field
10	Vancouver Whitecaps	L 1-2	Inter Miami	51,035	May 25	BC Place Stadium

HAT TRICKS

G	Player	Team	Opponent	Score	Date
3	Christian Benteke	D.C. United	vs New England Revolution	W 3-1	February 24
3	Giorgos Giakoumakis	Atlanta United	vs New England Revolution	W 4-1	March 9
3	Lewis Morgan	New York Red Bulls	vs Inter Miami	W 4-0	March 23
3	Cristian Arango	Real Salt Lake	vs St. Louis City	W 3-1	March 30
3	Luis Suárez	Inter Miami	vs New York Red Bulls	W 6-1	May 4
3	Sam Surridge	Nashville SC	vs CF Montréal	W 4-1	May 4
3	Christian Benteke	D.C. United	@ Atlanta United	L 2-3	May 11
3	Federico Bernardeschi	Toronto FC	vs CF Montréal	W 5-1	May 18
3	Alonso Martínez	New York City FC	vs San Jose Earthquakes	W 5-1	May 31
3	Cristian Arango	Real Salt Lake	vs Austin FC	W 5-1	June 1
3	Yuya Kubo	FC Cincinnati	@ San Jose Earthquakes	L 2-4	June 15
3	Petar Musa	FC Dallas	vs Minnesota United	W 5-3	June 19
3	Djordje Mihailovic	Colorado Rapids	@ St. Louis City	L 0-3	June 19
3	Cucho Hernández	Columbus Crew	vs Sporting Kansas City	W 4-0	June 22
3	Sebastián Ferreira	Houston Dynamo	@ D.C. United	L 1-4	June 22
3	Mateusz Bogusz	Los Angeles FC	vs Colorado Rapids	W 3-0	June 29
3	Brian White	Vancouver Whitecaps	vs St. Louis City	W 4-3	June 29
3	Tai Baribo	Philadelphia Union	vs New England Revolution	W 5-1	July 17
3	Dániel Gazdag	Philadelphia Union	vs Nashville SC	W 3-0	July 20
3	Albert Rusnák	Seattle Sounders	@ Columbus Crew	L 0-4	September 7
3	Alexandru Mățan	Columbus Crew	vs New England Revolution	W 4-0	October 12
3	Lionel Messi	Inter Miami CF	vs New England Revolution	W 6-2	October 19

2024 US OPEN CUP

March 19 – September 25

CHAMPIONS

Los Angeles FC

FIRST ROUND

3/19	Miami United 1, Chattanooga 0	at Chattanooga, TN	3/20	Minnesota United 2 FC 3, Chicago House 0	at Elmhurst, IL
3/19	Savannah Clovers 2, Brave SC 0	at The Villages, FL	3/20	Central Valley Fuego 2, FC Folsom 1	at Folsom, CA
3/19	Vermont Green 4, Lexington 3	at Burlington, VT	3/20	Irvine Zeta 1, SC MesoAmerica 0	at Irvine, CA
3/19	Forward Madison 2, Duluth 0	at Madison, WI	3/20	Los Angeles Force 2, Redlands FC 1	at Long Beach, CA
3/19	Maryland Bobcats 2, West Chester United 0	at Wayne, PA	3/20	Spokane Velocity 1, Ballard FC 0	at Seattle, WA
3/19	South Georgia Tormenta 1, FC America CFL Spurs 0	at Statesboro, GA	3/20	Des Moines Menace 2, Capo FC 2 (PK 5-4)	at San Juan Capistrano, CA
3/19	North Colorado Hailstorm 4, Tulsa Athletic 1	at Tulsa, OK	3/21	Michigan Stars 1, Steel City FC 0	at Pittsburgh, PA
3/19	Foro SC 2, Austin FC II 2 (PK 4-3)	at Austin, TX	3/21	New York City FC II 3, FC Motown 0	at Montclair, NJ
3/19	El Farolito 2, Portland Timbers 2 FC 0	at Portland, OR	3/21	Chattanooga Red Wolves 4, Brockton United 2 (AET)	at Harrison, TN
3/20	Richmond Kickers 1, Christos 0	at Richmond, VA	3/21	South Carolina United Heat 1, Crown Legacy 0	at Matthews, NC
3/20	Club de Lyon 3, AS Frenzi 2	at Daytona Beach, FL	3/21	Union Omaha 4, Western Mass Pioneers 0	at Ludlow, MA
3/20	Greenville Triumph 1, SC United Bantams 0	at Columbia, SC	3/21	Charlotte Ind. 2, Vereinigung Erzgebirge 0	at Langhorne, PA
3/20	One Knoxville 2, Asheville City 0	at Asheville, NC	3/21	Carolina Core 3, NoVa FC 2	at Greensboro, NC
3/20	Apotheos def Geogia Lions via forfeit (1-0)	at Atlanta, GA	3/21	Lubbock Matadors 2, Arizona Monsoon 1 (AET)	at Lubbock, TX
3/20	NY Red Bulls II 5, Hudson Valley Hammers 1	at Montclair, NJ	3/21	Colorado Rapids 2 FC 3, Azteca FC 0	at Commerce City, CO
3/20	Chicago Fire II 6, Chicago City 0	at Bridgeview, IL	3/21	Ventura County 2, Irvine Zeta 2 FC 1	at Carson, CA

SECOND ROUND

4/2	Richmond Kickers 5, Maryland Bobcats 2	at Richmond, VA	4/3	Greenville Triumph 3, One Knoxville 2 (AET)	at Knoxville, TN
4/2	Charlotte Ind. 0, S Carolina United Heat 0 (PK 4-3)	at Charlotte, NC	4/3	Carolina Core 2, Vermont Green 1	at Burlington, VT
4/2	New York City FC II 4, NY Red Bulls II 2	at Queens, NY	4/3	Chattanooga Red Wolves 1, Apotheos 0	at Atlanta, GA
4/2	Lubbock Matadors 2, Foro SC 0	at Lubbock, TX	4/3	Chicago Fire II 2, Forward Madison 0	at Bridgeview, IL
4/2	Michigan Stars 2, Minnesota United 2 FC 0 (AET)	at Saint Paul, MN	4/3	Union Omaha 3, Des Moines Menace 1	at Omaha, NE
4/2	El Farolito 2, Central Valley Fuego 1	at Merced, CA	4/3	N Colorado Hailstorm 3, Colorado Rapids 2 FC 2 (AET)	at Commerce City, CO
4/3	Miami United 2, Club de Lyon 0	at Pembroke Pines, FL	4/3	Irvine Zeta 3, Ventura County 0	at Carson, CA
4/3	South Georgia Tormenta 4, Savannah Clovers 0	at Statesboro, GA	4/3	Spokane Velocity 1, Los Angeles Force 0	at Spokane, WA

THIRD ROUND

4/16	Louisville City 3, Greenville Triumph 1	at Louisville, KY	4/16	Loudoun United 0, Richmond Kickers 0 (PK 5-4)	at Richmond, VA
4/16	Detroit City 1, Michigan Stars 0	at Hamtramck, MI	4/16	South Georgia Tormenta 4, Miami FC 2	at Miami, FL
4/16	Charlotte Independence 4, Rhode Island 4 (PK 5-4)	at Charlotte, NC	4/16	FC Tulsa 2, North Colorado Hailstorm 1	at Tulsa, OK
4/16	New Mexico United 3, Lubbock Matadors 1	at Rio Rancho, NM	4/16	Birmingham Legion 4, Chattanooga Red Wolves 2 (AET)	at Montevallo, AL
4/17	Oakland Roots 2, El Farolito 1 (AET)	at Haywood, CA	4/16	Indy Eleven 1, Chicago Fire II 0	at Bridgeview, IL
4/17	New York City FC II 3, Hartford Athletic 2 (AET)	at Hartford, CT	4/16	Union Omaha 0, El Paso Locomotives 0 (PK 5-3)	at Omaha, NE
4/17	North Carolina FC 1, Carolina Core 0	at Cary, NC	4/16	Monterey Bay 2, Irvine Zeta 1	at Seaside, CA
4/17	Memphis 901 FC 2, Miami United 0	at Memphis, TN	4/16	Las Vegas Lights 2, Spokane Velocity 1 (AET)	at Las Vegas, NV

ROUND OF 32

5/7	FC Tulsa 1, Pittsburgh Riverhounds 0	at Pittsburgh, PA	5/8	Phoenix Rising 2, North Carolina FC 1 (AET)	at Cary, NC
5/7	Atlanta United 3, Charlotte Independence 0	at Kennesaw, GA	5/8	Indy Eleven 2, San Antonio FC 0	at Indianapolis, IN
5/7	Detroit City 3, Houston 3 (PK 10-9)	at Houston, TX	5/8	New York City FC II 1, Colorado Springs 0	at Queens, NY
5/7	FC Dallas 1, Memphis 901 FC 0	at Frisco, TX	5/8	Tampa Bay Rowdies 6, Birmingham Legion 4 (AET)	at St Petersburg, FL
5/7	San Jose Earthquakes 1, Oakland Roots 0	at San Jose, CA	5/8	Sporting Kansas City 2, Union Omaha 1 (AET)	at Omaha, NE
5/7	Loudoun United 2, Orange County 1	at Irvine, CA	5/8	New Mexico United 4, Real Salt Lake 2	at Albuquerque, NM
5/7	Sacramento Republic 2, Monterey Bay 0	at Sacramento, CA	5/8	Seattle Sounders 2, Louisville City 2 (PK 5-4)	at Tukwila, WA
5/8	Charleston Battery 3, S Georgia Tormenta 2 (AET)	at Mt Pleasant, SC	5/8	Los Angeles FC 3, Las Vegas Lights 1	at Las Vegas, NV

ROUND OF 16

5/21	Atlanta United 0, Charleston Battery 0 (PK 5-4)	at Mt Pleasant, NC
5/21	New Mexico United 3, New York City FC II 0	at Queens, NY
5/21	Sporting KC 4, FC Tulsa 0	at Kansas City, KS
5/21	Sacramento Republic 4, San Jose Earthquakes 3 (AET)	at Sacramento, CA
5/21	Los Angeles FC 3, Loudoun United 0	at Los Angeles, CA
5/22	Indy Eleven 3, Detroit City 0	at Indianapolis, IN
5/22	FC Dallas 2, Tampa Bay Rowdies 1	at St Petersburg, FL
5/22	Seattle Sounders 2, Phoenix Rising 1	at Tukwila, WA

QUARTER-FINALS

7/9	Indy Eleven 2, Atlanta United 1	at Kennesaw, GA
7/9	Seattle Sounders 2, Sacramento Republic 1	at Sacramento, CA
7/10	Sporting Kansas City 2, FC Dallas 1 (AET)	at Kansas City, KS
7/10	Los Angeles FC 3, New Mexico United 1	at Los Angeles, CA

SEMI-FINALS

8/27	Sporting Kansas City 2, Indy Eleven 0	at Kansas City, KS
8/28	Los Angeles FC 1, Seattle Sounders 0	at Tukwila, WA

FINAL

9/25	Los Angeles FC 3, Sporting Kansas City 1 (AET)	at Los Angeles, CA
------	--	--------------------

2024 LEAGUES CUP

GROUP STAGE

WEST 1			
Team	W-L	Pts	GD
Austin FC	2-0	6	+3
Pumas	1-1	2	-1
Monterrey	0-2	1	-2

WEST 2			
Team	W-L	Pts	GD
LA Galaxy	2-0	5	+1
San Jose	1-1	2	-1
Guadalajara	0-2	2	0

WEST 3			
Team	W-L	Pts	GD
Juarez	2-0	5	+2
St Louis City	1-1	4	+1
FC Dallas	0-2	0	-3

WEST 4			
Team	W-L	Pts	GD
Toluca	2-0	6	+3
Sporting KC	1-1	3	0
Chicago	0-2	0	-3

WEST 5			
Team	W-L	Pts	GD
Portland	2-0	6	+5
Colorado	1-1	2	-4
Leon	0-2	1	-1

WEST 6			
Team	W-L	Pts	GD
Necaxa	1-1	3	+1
Seattle	1-1	3	0
Minnesota Utd	1-1	3	-1

WEST 7			
Team	W-L	Pts	GD
Vancouver	2-0	5	+2
Los Angeles FC	1-1	4	+3
Tijuana	0-2	0	-5

WEST 8			
Team	W-L	Pts	GD
Houston	1-1	3	+2
Atlas	1-1	3	0
Real Salt Lake	1-1	3	-2

EAST 1			
Team	W-L	Pts	GD
FC Cincinnati	2-0	6	+3
NYCFC	1-1	2	-2
Queretaro	0-2	1	-1

EAST 2			
Team	W-L	Pts	GD
Orlando City	2-0	5	+3
CF Montreal	1-1	3	-2
Atl San Luis	0-2	1	-1

EAST 3			
Team	W-L	Pts	GD
Tigres	2-0	6	+2
Inter Miami	1-1	3	+1
Puebla	0-2	0	-3

EAST 4			
Team	W-L	Pts	GD
Philadelphia	1-1	4	+1
Cruz Azul	1-1	3	0
Charlotte	1-1	2	-1

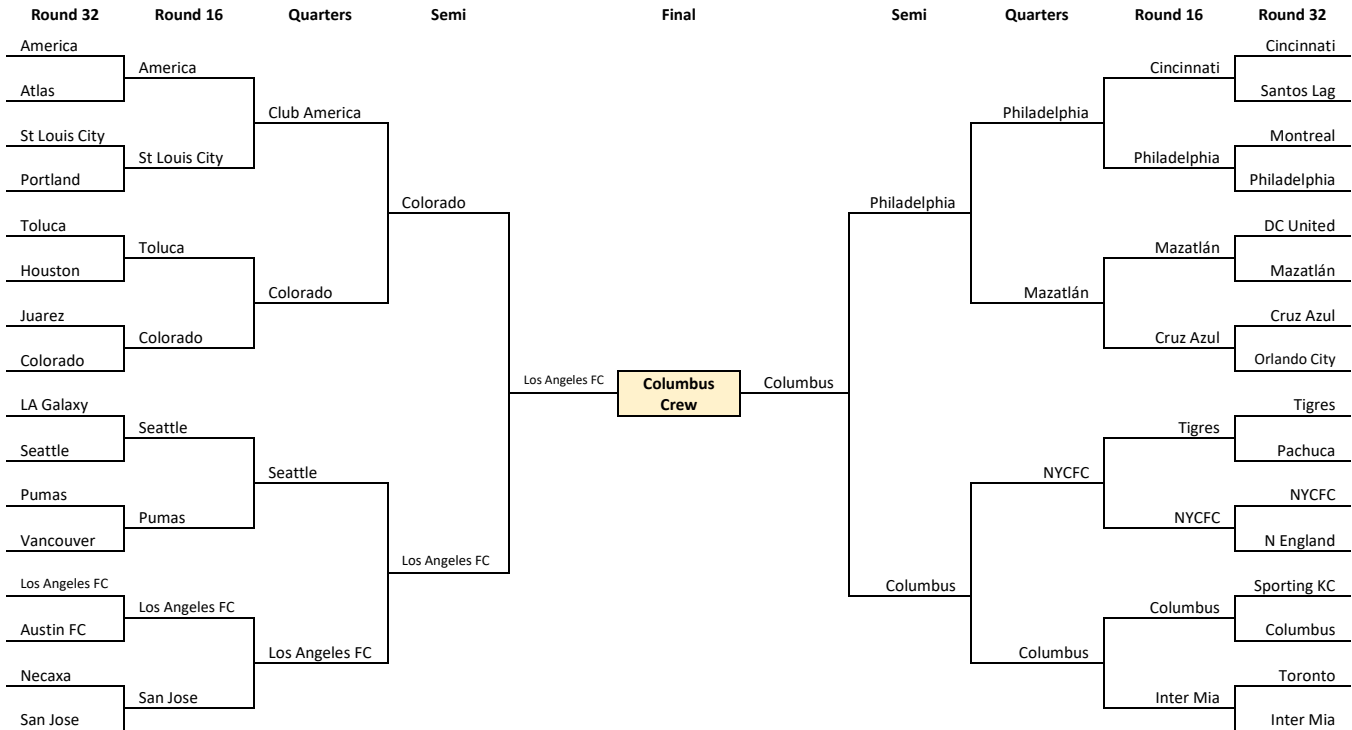
EAST 5			
Team	W-L	Pts	GD
New England	2-0	5	+1
Mazatlán	1-1	3	+1
Nashville	0-2	1	-2

EAST 6			
Team	W-L	Pts	GD
Toronto FC	2-0	5	+1
Pachuca	1-1	2	-1
NY Red Bulls	0-2	2	0

EAST 7			
Team	W-L	Pts	GD
DC United	2-0	5	+3
Santos Laguna	1-1	2	-3
Atlanta United	0-2	2	0

The top two teams in each group advance to the Knockout Round. If matches are tied at the end of regulation, a winner will be determined by a penalty kick shootout. PK winner awarded 2 points; PK loser awarded 1 point. For the sake of the standings above, all matches are either wins or losses.

KNOCKOUT ROUND



Round of 32

- 8/7 Los Angeles FC 2, Austin FC 0 @ Los Angeles, CA
- 8/7 UNAM Pumas 2, Vancouver 0 @ Vancouver, BC
- 8/8 Inter Miami 4, Toronto FC 3 @ Ft Lauderdale, FL
- 8/8 UNAL Tigres 1, Pachuca 0 @ Austin, TX
- 8/8 Seattle 3, LA Galaxy 1 @ Seattle, WA
- 8/8 San Jose 5, Necaxa 0 @ San Jose, CA
- 8/9 Cincinnati 1, Santos Laguna 1 (PK 6-5) @ Cincinnati, OH
- 8/9 Columbus 4, Sporting KC 0 @ Columbus, OH
- 8/9 Mazatlán 2, DC United 1 @ Washington, DC
- 8/9 New York City 1, New England 1 (PK 7-6) @ Foxborough, MA
- 8/9 Cruz Azul 0, Orlando City 0 (PK 5-4) @ Orlando, FL
- 8/9 Philadelphia 2, CF Montreal 0 @ Chester, PA
- 8/9 St Louis City 3, Portland 1 @ St Louis, MO
- 8/9 Toluca 2, Houston 2 (PK 5-4) @ Houston, TX
- 8/9 Colorado 3, Juarez 2 @ Commerce City, CO
- 8/9 Club America 2, Atlas 1 @ San Diego, CA

Round of 16

- 8/12 Seattle 4, UNAM Pumas 0 @ Seattle, WA
- 8/13 Columbus 3, Inter Miami 2 @ Columbus, OH
- 8/13 Philadelphia 4, FC Cincinnati 2 @ Cincinnati, OH
- 8/13 Mazatlán 2, Cruz Azul 2 (PK 3-1) @ Washington, DC
- 8/13 New York City 2, UANL Tigres 1 @ Harrison NJ
- 8/13 Colorado 2, Toluca 1 @ Commerce City, CO
- 8/13 Club America 4, St Louis City 2 @ Carson, CA
- 8/13 Los Angeles FC 4, San Jose 1 @ Los Angeles, CA

Quarterfinals

- 8/17 Columbus 1, New York City 1 (PK 4-3) @ Columbus, OH
- 8/17 Philadelphia 1, Mazatlán 1 (PK 4-3) @ Chester PA
- 8/17 Los Angeles FC 3, Seattle 0 @ Seattle, WA
- 8/17 Colorado 0, Club America 0 (PK 9-8) @ Carson, CA

Semifinals

- 8/21 Columbus 3, Philadelphia 1 @ Columbus, OH
- 8/21 Los Angeles FC 4, Colorado 0 @ Los Angeles, CA

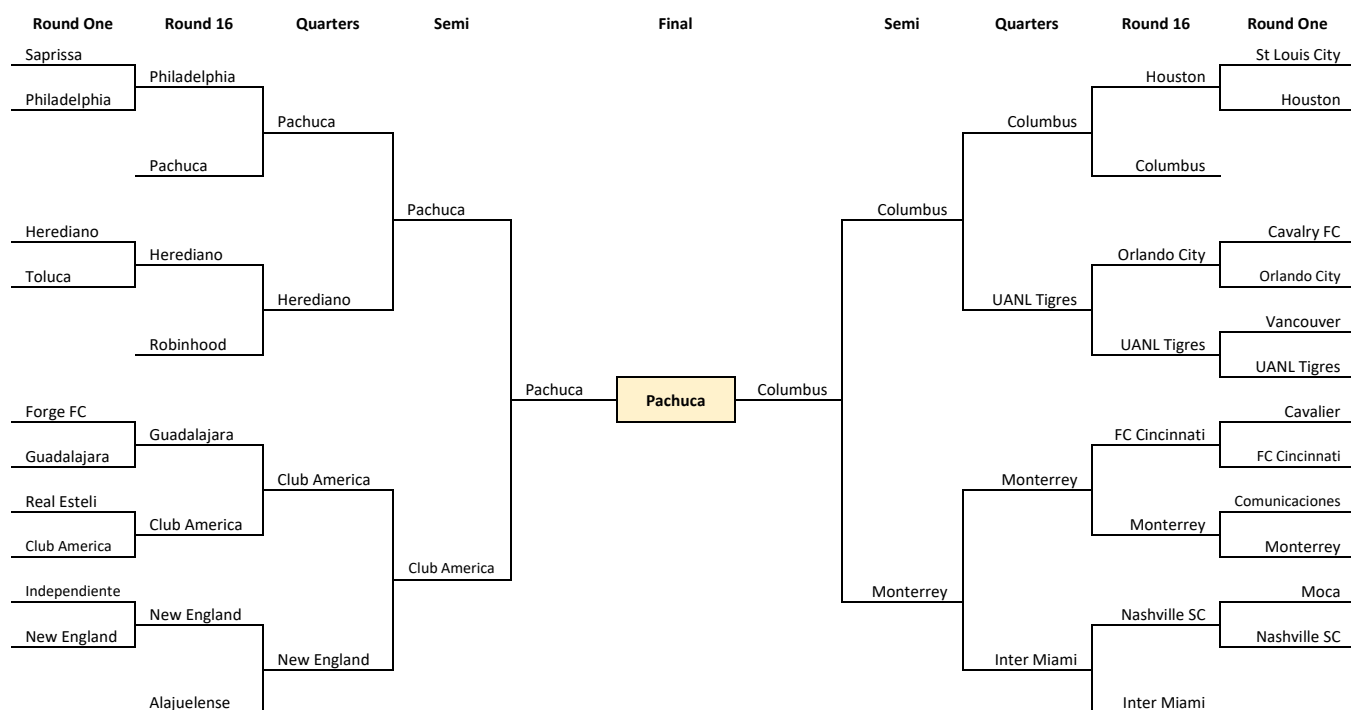
Third Place Game

- 8/24 Colorado 2, Philadelphia 2 (PK 3-1) @ Chester, PA

Final

- 8/24 Columbus 3, Los Angeles FC 1 @ Columbus, OH

2024 CONCACAF CHAMPIONS CUP



ROUND ONE

Philadelphia def Saprissa 6-5	(3-2)	(3-3 AET)	UANL Tigres def Vancouver 4-1	(1-1)	(3-0)
Herediano def Toluca 4-4 (AGR)	(1-2)	(3-2)	Orlando City def Cavalry 6-1	(3-0)	(3-1)
Club America def Real Esteli 3-2	(1-2)	(2-0)	Monterrey def Comunicaciones 7-1	(4-1)	(3-0)
Guadalajara def Forge FC 5-2	(3-1)	(2-1)	FC Cincinnati def Cavalier 6-0	(2-0)	(4-0)
New England def Independiente 4-0	(1-0)	(3-0)	Nashville def Moca 7-0	(3-0)	(4-0)
Houston def St Louis City 2-2 (AGR)	(1-2)	(1-0)			

ROUND OF 16

Pachuca def Philadelphia 6-0	(0-0)	(6-0)	Columbus def Houston 2-1	(1-0)	(1-1)
Herediano def Robinhood 3-1	(2-0)	(1-1)	UANL Tigres def Orlando City 4-2	(0-0)	(4-2)
Club America def Guadalajara 5-3	(3-0)	(2-3)	Monterrey def FC Cincinnati 3-1	(1-0)	(2-1)
New England def Alajuelense 5-1	(4-0)	(1-1)	Inter Miami def Nashville 5-3	(2-2)	(3-1)

QUARTER-FINALS

Pachuca def Herediano 7-1	(5-0)	(2-1)	Columbus def UANL Tigres 2-2 (PK 4-3)	(1-1)	(1-1, PK 4-3)
Club America def New England 9-2	(4-0)	(5-2)	Monterrey def Inter Miami 5-2	(2-1)	(3-1)

SEMI-FINALS

Pachuca def Club America 3-2	(1-1)	(2-1)	Columbus def Monterrey 5-2	(2-1)	(3-1)
------------------------------	-------	-------	----------------------------	-------	-------

FINAL

6/1 Pachuca 3, Columbus 0 at Pachuca

ROSTER

No	Name	Pos	Nationality	Ht	Wt	DOB	Age	Birthplace	2023 Team
FORWARDS									
9	Felipe Mora	FW	Chile	5' 7"	161	8/2/1993	31	Santiago, Chile	Portland Timbers
27	Dairon Asprilla	FW	Columbia	5' 10"	165	5/25/1992	32	Istmina, Columbia	Portland Timbers
23	Mason Toye	FW	United States	6' 2"	181	10/16/1998	26	Newark, NJ	CF Montreal
99	Nathan Fogaça	FW	Brazil	5' 10"	161	6/9/1999	25	Palmeira, Brazil	Portland Timbers
44	Marvin Loría	FW	Costa Rica	5' 9"	161	4/24/1997	27	Isla, Costa Rica	Portland Timbers
17	Tega Ikoba	FW	United States	6' 3"		8/14/2003	21	Bettendorf, IA	Portland Timbers
MIDFIELDERS									
10	Evander	MF	Brazil	5' 11"	168	6/9/1998	26	Rio de Janeiro, Brazil	Portland Timbers
30	Santiago Moreno	MF	Columbia	5' 8"	148	4/21/2000	24	Cali, Columbia	Portland Timbers
21	Diego Chará	MF	Columbia	5' 7"	143	4/5/1986	38	Cali, Columbia	Portland Timbers
14	Jonathan Rodríguez	MF	Uruguay	5' 11"	172	7/6/1993	31	Florida, Uruguay	Club America
11	Antony	MF	Brazil	5' 7"	139	9/8/2001	23	Sao Paulo, Brazil	Portland Timbers
24	David Ayala	MF	Argentina	5' 8"	148	7/26/2002	22	Berazategui, Argentina	Portland Timbers
22	Cristhian Paredes	MF	Paraguay	6' 0"	165	5/18/1998	26	Paraguari, Paraguay	Portland Timbers
19	Eryk Williamson	MF	United States	5' 9"	154	6/11/1997	27	Alexandria, VA	Portland Timbers
46	Victor Enriquez	MF	United States	5' 7"	132	4/16/2006	18	Eagan, MN	
51	Sawyer Jura	MF	United States			3/9/2026	18	Bend, OR	
DEFENDERS									
29	Juan David Mosquera	DF	Columbia	5' 11"	159	9/5/2002	22	Cali, Columbia	Portland Timbers
13	Dario Župarić	DF	Bosnia	6' 2"	187	5/3/1992	32	Grand Zupanja, Croatia	Portland Timbers
4	Kamal Miller	DF	Canada	6' 0"	168	5/16/1997	27	Scarborough, ON	Inter Miami
5	Claudio Bravo	DF	Argentina	6' 0"	185	3/13/1997	27	Lomas de Zamora, Argentina	Portland Timbers
2	Miguel Araujo	DF	Peru	5' 11"	157	10/24/1994	30	Lima, Peru	Portland Timbers
18	Zac McGraw	DF	Canada	6' 4"	205	6/8/1997	27	Torrance, CA	Portland Timbers
15	Eric Miller	DF	United States	6' 0"	174	1/15/1993	31	Jacksonville, FL	Portland Timbers
20	Finn Surman	DF	New Zealand	6' 3"		9/23/2003	21	Christchurch, N Zealand	Wellington (AUS)
33	Larrys Mabilala	DF	Congo	6' 2"	185	10/8/1987	37	Montfermeil, France	Portland Timbers
GOALKEEPER									
16	Maxime Crépeau	GK	Canada	5' 11"	198	5/11/1994	30	Greensfield Park, QC	Los Angeles FC
41	James Pantemis	GK	Canada	6' 3"	183	2/21/1997	27	Montreal, QC	CF Montreal

HEAD COACH: Phil Neville

SPLITS

	W	D	L	Pts	Pts%	PPG	GF	GA	GD	Home	Road
SEASON SPLITS											
All Competitions	12	- 6	- 10	42	.519	1.56	56	43	13	9-3-3	3-3-7
MLS Regular Season	10	- 6	- 9	36	.480	1.44	50	42	8	7-3-2	3-3-7
First Half	5	- 5	- 7	20	.392	1.18	32	32	0	3-3-2	2-2-5
Second Half	5	- 1	- 2	16	.667	2.00	18	10	8	4-0-0	1-1-2
MLS Playoffs	0	- 0	- 1	0	.000	0.0	0	5	-5	0-0-1	-
Leagues Cup	2	- 0	- 0	6	1.000	3.00	6	1	5	2-0-0	-
Western Conf	8	- 4	- 7	28	.491	1.47	39	31	8	6-2-1	2-2-6
Eastern Conf	2	- 2	- 2	8	.444	1.33	11	11	0	1-1-1	1-1-1

MONTHLY SPLITS (ALL COMPETITIONS)											
February	1	- 0	- 0	3	1.000	3.00	4	1	3	1-0-0	-
March	1	- 1	- 3	4	.267	0.80	7	10	-3	0-1-1	1-0-2
April	0	- 3	- 1	3	.250	0.75	9	10	-1	0-1-0	0-2-1
May	3	- 0	- 3	9	.500	1.50	10	9	1	2-0-1	1-0-2
June	3	- 2	- 0	11	.733	2.20	9	5	4	2-1-0	1-1-0
July	3	- 0	- 2	9	.600	1.80	13	8	5	3-0-0	0-0-2
August	2	- 1	- 1	7	.583	1.75	10	7	3	2-1-0	0-0-1
September	1	- 2	- 1	5	.417	1.25	9	8	1	1-0-0	0-2-1
October	0	- 2	- 2	2	.167	0.50	1	7	-6	0-1-2	0-1-0

SITUATIONAL SPLITS (ALL CO6MPETITIONS)											
Shutouts	5	- 2	- 3	.600		Leading at HT				8 - 3 - 2	.731
One Goal	5	- 10		.333		Tied at HT				3 - 5 - 3	.500
Blowouts (3+ GD)	4	- 1		.800		Trailing at HT				3 - 4 - 7	.357
When Scoring First	10	- 3	- 3	.719		XGD				17 - 0 - 18	.486

	GF	GA	GD	Home	Road		GF	GA	GD	Home	Road
0-15	7	9	-2	5-2	2-7	46-60	10	16	-6	6-8	4-8
16-30	12	9	+3	9-7	3-2	61-75	16	7	+9	6-3	10-4
31-45	7	9	-2	6-5	1-4	76-90	12	8	+4	7-2	5-6
45+	3	4	-1	2-2	1-2	90+	5	2	+3	3-0	2-2
First Half	29	31	-2	22-16	7-15	Second Half	43	33	+10	22-13	21-20

Opponent	First Match	Second Match	Third Match	W - D - L	Pts	GF	GA	GD	Home	Road	
MLS REGULAR SEASON											
Austin FC	(R) W 2-0	(H) L 0-1	-	1 - 0 - 1	3	2	1	+1	0-0-1	1-0-0	
Colorado Rapids	(H) W 4-1	(R) L 1-2	-	1 - 0 - 1	3	5	3	+2	1-0-0	0-0-1	
FC Dallas	(R) L 2-3	(H) D 0-0	-	0 - 1 - 1	1	2	3	-1	0-1-0	0-0-1	
Houston Dynamo	(R) L 0-1	(H) D 2-2	-	0 - 1 - 1	1	2	3	-1	0-1-0	0-0-1	
Los Angeles Galaxy	(R) L 2-3	(H) W 4-2	-	1 - 0 - 1	3	6	5	+1	1-0-0	0-0-1	
Los Angeles FC	(H) D 2-2	(R) L 2-3	-	0 - 1 - 1	1	4	5	-1	0-1-0	0-0-1	
Minnesota United	(R) L 1-2	(H) W 3-2	-	1 - 0 - 1	3	4	4	0	1-0-0	0-0-1	
Real Salt Lake	(H) W 3-0	(R) D 3-3	-	1 - 1 - 0	4	6	3	+3	1-0-0	0-1-0	
San Jose Earthquakes	(H) W 4-2	(R) W 2-1	-	2 - 0 - 0	6	6	3	+3	1-0-0	1-0-0	
Seattle Sounders	(H) L 1-2	(H) W 1-0	(R) D 1-1	1 - 1 - 1	4	3	3	0	1-0-1	0-1-0	
Sporting Kansas City	(R) D 3-3	(H) W 2-1	-	1 - 1 - 0	4	5	4	+1	1-0-0	0-1-0	
St Louis City	(R) D 0-0	(H) D 4-4	-	0 - 2 - 0	2	4	4	0	0-1-0	0-1-0	
Vancouver Whitecaps	(R) L 2-3	(H) W 2-0	(R) D 1-1	1 - 1 - 1	4	5	4	+1	1-0-0	0-1-1	
Charlotte	(R) L 0-2	-	-	0 - 0 - 1	0	0	2	-2	-	0-0-1	
Columbus Crew	(R) D 2-2	-	-	0 - 1 - 0	1	2	2	0	-	0-1-0	
DC United	(H) D 2-2	-	-	0 - 1 - 0	1	2	2	0	0-1-0	-	
Nashville	(H) W 4-1	-	-	1 - 0 - 0	3	4	1	+3	1-0-0	-	
New York City FC	(R) W 2-1	-	-	1 - 0 - 0	3	2	1	+2	-	1-0-0	
Philadelphia Union	(H) L 1-3	-	-	0 - 0 - 1	0	1	3	-2	0-0-1	-	

GAME LOG

No	Comp	Date	Opponent	Dec	GF - GA	Record	Goalscorers	Goalkeeper	Att
1	MLS	2/24	Colorado	W	4 - 1	1 - 0 - 0	Antony 2, Williamson, OG	Pantemis	21,411
2	MLS	3/2	DC United	D	2 - 2	1 - 1 - 0	Asprilla, Moreno	Crepeau	20,221
3	MLS	3/9	@ New York City	W	2 - 1	2 - 1 - 0	Antony, Evander	Crepeau	24,774
4	MLS	3/16	@ Houston	L	0 - 1	2 - 1 - 1		Crepeau	16,003
5	MLS	3/23	Philadelphia	L	1 - 3	2 - 1 - 2	Rodriguez	Pantemis	23,046
6	MLS	3/30	@ Vancouver	L	2 - 3	2 - 1 - 3	Evander, Mora	Crepeau	24,693
7	MLS	4/7	@ Sporting KC	D	3 - 3	2 - 2 - 3	Evander, Mora, E Miller	Crepeau	17,424
8	MLS	4/13	Los Angeles FC	D	2 - 2	2 - 3 - 3	Mora, Evander	Crepeau/Pantemis	23,245
9	MLS	4/20	@ Columbus	D	2 - 2	2 - 4 - 3	Mora, Moreno	Pantemis	20,740
10	MLS	4/27	@ Los Angeles FC	L	2 - 3	2 - 4 - 4	Rodriguez, Moreno	Crepeau	22,032
11	MLS	5/4	@ Charlotte	L	0 - 2	2 - 4 - 5		Crepeau	27,495
12	MLS	5/12	Seattle	L	1 - 2	2 - 4 - 6	Mora	Crepeau	25,218
13	MLS	5/15	San Jose	W	4 - 2	3 - 4 - 6	Rodriguez 2, Mora, Evander	Crepeau	19,113
14	MLS	5/18	@ Minnesota Utd	L	1 - 2	3 - 4 - 7	Rodriguez	Crepeau	19,735
15	MLS	5/25	Sporting KC	W	2 - 1	4 - 4 - 7	Mora, Evander	Crepeau	13,744
16	MLS	5/29	@ Austin	W	2 - 0	5 - 4 - 7	Evander, Rodriguez	Pantemis (CS)	20,738
17	MLS	6/1	Houston	D	2 - 2	5 - 5 - 7	Mora, Fogaca	Crepeau	21,214
18	MLS	6/8	@ St Louis City	D	0 - 0	5 - 6 - 7		Pantemis (CS)	22,500
19	MLS	6/19	@ San Jose	W	2 - 1	6 - 6 - 7	Evander, Rodriguez	Pantemis	12,122
20	MLS	6/22	Vancouver	W	2 - 0	7 - 6 - 7	Rodriguez, Mora	Pantemis (CS)	22,471
21	MLS	6/29	Minnesota Utd	W	3 - 2	8 - 6 - 7	Evander, Moreno, Rodriguez	Pantemis	22,227
22	MLS	7/4	FC Dallas	L	2 - 3	8 - 6 - 8	Antony, Evander	Pantemis	19,096
23	MLS	7/7	@ Nashville	W	4 - 1	9 - 6 - 8	Rodriguez 2, Mora, Williamson	Pantemis	20,616
24	MLS	7/13	Real Salt Lake	W	3 - 0	10 - 6 - 8	Mora, Moreno, Evander	Pantemis (CS)	20,014
25	MLS	7/20	@ LA Galaxy	L	2 - 3	10 - 6 - 9	Rodriguez, Moreno	Pantemis	23,568
26	LC	7/28	Leon	W	2 - 1	1 - 0 - 0	McGraw 2	Crepeau	21,668
27	LC	8/1	Colorado	W	4 - 0	2 - 0 - 0	Antony, Ayala, Toye, Moreno	Crepeau (CS)	12,453
28	LC	8/9	@ St Louis City	L	1 - 3	Eliminated	Bravo	Crepeau	10,833
29	MLS	8/24	St Louis City	D	4 - 4	10 - 7 - 9	Mora 2, Rodriguez, Evander	Crepeau	22,583
30	MLS	8/31	Seattle	W	1 - 0	11 - 7 - 9	Mosquera	Crepeau (CS)	25,218
31	MLS	9/14	@ Colorado	L	1 - 2	11 - 7 - 10	Ayala	Crepeau	16,038
32	MLS	9/18	LA Galaxy	W	4 - 2	12 - 7 - 10	Evander 2, Rodriguez, Mora	Crepeau	23,165
33	MLS	9/21	@ Real Salt Lake	D	3 - 3	12 - 8 - 10	Antony, Evander, Rodriguez	Crepeau	20,778
34	MLS	9/28	@ Vancouver	D	1 - 1	12 - 9 - 10	Rodriguez	Crepeau	25,902
35	MLS	10/2	Austin	L	0 - 1	12 - 9 - 11		Crepeau	22,461
36	MLS	10/6	FC Dallas	D	0 - 0	12 - 10 - 11		Pantemis (CS)	24,169
37	MLS	10/19	@ Seattle	D	1 - 1	12 - 11 - 11	Antony	Pantemis	36,341
38	Playoffs	10/23	Vancouver	L	0 - 5	Eliminated		Pantemis	19,143

GAME LOG

No	Comp	Date	Opponent	Dec	GF - GA	xG - xGA	Poss%	SOT	Shots	Captain	Formation
1	MLS	2/24	Colorado	W	4 - 1	0.5 - 1.2	41%	3 - 3	7 - 12	D Chara	4-2-3-1
2	MLS	3/2	DC United	D	2 - 2	0.8 - 2.0	41%	3 - 8	10 - 12	D Chara	4-4-2
3	MLS	3/9	@ New York City	W	2 - 1	0.9 - 1.3	58%	3 - 6	9 - 11	D Chara	4-2-3-1
4	MLS	3/16	@ Houston	L	0 - 1	1.4 - 1.1	42%	4 - 3	16 - 9	D Chara	4-2-3-1
5	MLS	3/23	Philadelphia	L	1 - 3	1.8 - 1.9	71%	6 - 7	18 - 15	D Chara	4-2-3-1
6	MLS	3/30	@ Vancouver	L	2 - 3	1.3 - 2.3	56%	4 - 4	11 - 13	D Chara	4-2-3-1
7	MLS	4/7	@ Sporting KC	D	3 - 3	2.2 - 2.4	50%	7 - 6	9 - 15	Evander	4-2-3-1
8	MLS	4/13	Los Angeles FC	D	2 - 2	1.3 - 1.6	39%	4 - 4	10 - 16	D Chara	4-2-3-1
9	MLS	4/20	@ Columbus	D	2 - 2	0.6 - 1.3	34%	4 - 4	7 - 24	D Chara	4-2-3-1
10	MLS	4/27	@ Los Angeles FC	L	2 - 3	0.8 - 1.3	47%	4 - 10	9 - 20	D Chara	4-2-3-1
11	MLS	5/4	@ Charlotte	L	0 - 2	0.4 - 1.4	55%	3 - 3	6 - 14	M Crepeau	4-2-3-1
12	MLS	5/12	Seattle	L	1 - 2	0.7 - 0.4	53%	2 - 5	8 - 7	D Chara	4-2-3-1
13	MLS	5/15	San Jose	W	4 - 2	3.2 - 1.9	63%	5 - 3	21 - 10	D Chara	3-4-3
14	MLS	5/18	@ Minnesota Utd	L	1 - 2	1.6 - 2.1	42%	5 - 6	11 - 20	Evander	3-5-2
15	MLS	5/25	Sporting KC	W	2 - 1	1.7 - 0.3	43%	4 - 2	11 - 6	D Chara	4-4-1-1
16	MLS	5/29	@ Austin	W	2 - 0	1.7 - 2.2	37%	2 - 2	7 - 14	D Chara	4-2-3-1
17	MLS	6/1	Houston	D	2 - 2	1.7 - 1.0	45%	3 - 3	15 - 7	D Chara	4-2-3-1
18	MLS	6/8	St Louis City	D	0 - 0	0.6 - 1.1	46%	2 - 2	7 - 15	Evander	4-2-3-1
19	MLS	6/19	San Jose	W	2 - 1	1.8 - 1.3	46%	4 - 2	15 - 18	D Chara	4-2-3-1
20	MLS	6/22	Vancouver	W	2 - 0	1.1 - 0.4	57%	7 - 2	14 - 7	D Chara	4-2-3-1
21	MLS	6/29	Minnesota Utd	W	3 - 2	3.9 - 1.6	67%	12 - 4	25 - 6	D Chara	4-2-3-1
22	MLS	7/4	FC Dallas	L	2 - 3	1.6 - 1.1	34%	5 - 4	13 - 16	Evander	4-2-3-1
23	MLS	7/7	Nashville	W	4 - 1	3.2 - 2.1	53%	8 - 3	12 - 18	D Chara	4-2-3-1
24	MLS	7/13	Real Salt Lake	W	3 - 0	1.5 - 0.5	42%	7 - 3	20 - 11	D Chara	4-2-3-1
25	MLS	7/20	LA Galaxy	L	2 - 3	1.2 - 1.8	48%	4 - 6	16 - 16	D Chara	4-2-3-1
26	LC	7/28	Leon	W	2 - 1		52%	3 - 4	14 - 13	D Chara	4-2-3-1
27	LC	8/1	Colorado	W	4 - 0		55%	5 - 4	15 - 11	Evander	4-2-3-1
28	LC	8/9	St Louis City	L	1 - 3		54%	5 - 5	11 - 18	D Chara	4-2-3-1
29	MLS	8/24	St Louis City	D	4 - 4	3.8 - 1.6	60%	11 - 5	31 - 12	D Chara	4-2-3-1
30	MLS	8/31	Seattle	W	1 - 0	1.1 - 0.6	49%	5 - 2	12 - 14	D Chara	4-2-3-1
31	MLS	9/14	Colorado	L	1 - 2	1.8 - 1.5	45%	4 - 4	17 - 15	D Chara	4-2-3-1
32	MLS	9/18	LA Galaxy	W	4 - 2	3.0 - 2.3	39%	12 - 7	22 - 24	D Chara	4-2-3-1
33	MLS	9/21	Real Salt Lake	D	3 - 3	0.5 - 2.2	47%	4 - 4	9 - 19	Evander	4-2-3-1
34	MLS	9/28	Vancouver	D	1 - 1	0.5 - 1.4	47%	4 - 3	12 - 11	D Chara	3-4-3
35	MLS	10/2	Austin	L	0 - 1	2.4 - 0.3	59%	10 - 1	26 - 7	D Chara	4-2-3-1
36	MLS	10/6	FC Dallas	D	0 - 0	1.9 - 1.8	47%	7 - 7	19 - 18	D Chara	4-2-3-1
37	MLS	10/19	Seattle	D	1 - 1	0.6 - 1.1	51%	2 - 7	7 - 17	D Chara	4-2-3-1
38	Playoffs	10/23	Vancouver	L	0 - 5	0.9 - 2.4	55%	4 - 8	12 - 12	D Chara	4-2-3-1

SCORING LOG

No	Date	Opp	Dec	Score	0-15 Min	16-30 Min	31-45 Min	45+ Min	45-60 Min	61-75 Min	76-90 Min	90+ Min
1	2/24	COL	W	4-1	9 / 14	29		+5	55			
2	3/2	DC	D	2-2		18				61 / 72	82	
3	3/9	@ NYC	W	2-1								
4	3/16	@ HOU	L	0-1	10						85	+7
5	3/23	PHI	L	1-3		28			58	67	80	
6	3/30	@ VAN	L	2-3	2	29			52		77 / 87	
7	4/7	@ SKC	D	3-3	13		38	+3		64 / 66	81	
8	4/13	LAF	D	2-2	11	21	34		51			
9	4/20	@ CLB	D	2-2	10				51 / 57	74		
10	4/27	@ LAF	L	2-3			44	+4		65 / 73		+2
11	5/4	@ CLT	L	0-2					54			+1
12	5/12	SEA	L	1-2	15	19			50			
13	5/15	SJ	W	4-2			31 / 34			74	80 / 90	+10
14	5/18	@ MIN	L	1-2		17				65	82	
15	5/25	SKC	W	2-1					51	62	79	
16	5/29	@ ATX	W	2-0				+3		66		
17	6/1	HOU	D	2-2	8		37		50		76	
18	6/8	@ STL	D	0-0								
19	6/19	@ SJ	W	2-1		22			50	72		
20	6/22	VAN	W	2-0		26	43					
21	6/29	MIN	W	3-2		29	38	+8		73		+2
22	7/4	@ DAL	L	2-3	8				49	61 / 63	87	
23	7/7	NAS	W	4-1		18/21/24/29					82	
24	7/13	RSL	W	3-0	2				48		90	
25	7/20	@ LAG	L	2-3			38		48 / 52 / 58	73		
26	7/28	LEO	W	2-1	12		41				90	
27	8/1	COL	W	4-0		30			52	69 / 71		
28	8/9	@ STL	L	1-3					51 / 54		83 / 88	
29	8/24	STL	D	4-4	10		36 / 39	+2	57 / 58	64		+9
30	8/31	SEA	W	1-0					55			
31	9/14	@ COL	L	1-2	14	24				71		
32	9/18	LAG	W	4-2		17	39	+3	51 / 58		80	
33	9/21	@ RSL	D	3-3	10	22				62	76 / 89	+2
34	9/28	@ VAN	D	1-1	3		43					
35	10/2	ATX	L	0-1			42					
36	10/6	DAL	D	0-0								
37	10/19	@ SEA	D	1-1			37			68		
38	10/23	VAN	L	0-5		20/24/31			52 / 59			

MULTI-GOAL GAMES

Gls	Player	Pos	Date	Opponent	Result	#1	#2	#3	#4
2	Antony	FW	2/24	vs Colorado Rapids	W 4-1	14	29		
2	Jonathan Rodriguez	FW	5/15	vs San Jose Earthquakes	W 4-2	80	90+10		
2	Jonathan Rodriguez	FW	7/7	at Nashville SC	W 4-1	21	24		
2	Zach McGraw	DF	7/28	vs Leon	W 2-1	41	90		
2	Felipe Mora	FW	8/24	vs St Louis City	D 4-4	57	64		
2	Evander	MF	9/18	at Real Salt Lake	D 3-3	39	51		

CAUTIONS LOG

	1	2	3	4	5	6	7	8	9	10	11	12	13	14	15	YC	RC	MLS	LC	PLA
D Chará	Y-2	Y-5	Y-10	Y-10	R-10	Y-14	Y-17	Y-24	Y-25	Y-31	Y-38					10	1	9/1		1/0
Evander	Y-8	Y-14	Y-17	Y-19	Y-22	Y-25	Y-29	Y-33	Y-38							9	0	8/0		1/0
K Miller	Y-1	Y-4	Y-7	Y-13	Y-25	Y-33	Y-34	Y-36	Y-38							9	0	8/0		1/0
J Rodríguez	Y-9	Y-10	Y-14	Y-24	Y-25	Y-37										6	0	6/0		
D Župarić	Y-4	Y-12	Y-17	Y-18	Y-25	Y-32										6	0	6/0		
E Williamson	Y-10	Y-11	Y-17	Y-26	Y-29	Y-33										6	0	5/0	1/0	
C Paredes	Y-1	Y-3	Y-11	Y-16	Y-27											5	0	4/0	1/0	
F Mora	Y-8	Y-18	Y-24	R-29												3	1	3/1		
E Miller	Y-7	Y-10	Y-19	Y-26												4	0	3/0	1/0	
C Bravo	Y-10	Y-19	Y-24													3	0	3/0		
Z McGraw	Y-2	Y-3	Y-26													3	0	2/0	1/0	
D Ayala	Y-20	Y-32														2	0	2/0		
M Araujo	Y-14	Y-29														2	0	2/0		
S Moreno	Y-19															1	0	1/0		
J Mosquera	Y-36															1	0	1/0		
D Asprilla	Y-14															1	0	1/0		
N Fogaca	Y-19															1	0	1/0		
M Crépeau	Y-2	R-8	Y-27	Y-32												3	1	2/1	1/0	

POSITION CHART

Name	Forward	Midfield	Defense	Starter	Substitute	MP	Min
Felipe Mora	26	1958		26	1958	7	215
Jonathan Rodriguez	7	612	23	1987		30	2599
Dairon Asprilla	4	323	3	188		7	511
Santiago Moreno	1	90	31	2547		32	2637
Mason Toye	1	84				1	84
Eryk Williamson	1	64	11	845		12	909
Antony	1	62	21	1643		22	1705
Nathan Fogaca	1	59				1	59
Evander			31	2705		31	2705
Diego Chara			31	2528		31	2528
David Ayala			21	1486		21	1486
Cristhian Paredes			14	1089		14	1089
Juan Mosquera			37	3067		37	3067
Dario Zuparic			27	2325		27	2325
Kamal Miller			23	2001		23	2001
Claudio Bravo			22	1751		22	1751
Miguel Araujo			19	1655		19	1655
Zac McGraw			12	990		12	990
Eric Miller			10	791		10	791
Finn Surman			1	90		1	90
Larrys Mabila			1	45		1	45
Victor Enriquez						1	6
Sawyer Jura						1	3
Marvin Loria						1	1
Tega Ikoba						1	1

First Team	
F	Felipe Mora
M	Jonathan Rodriguez
M	Evander
M	Santiago Moreno
M	Antony
D	Diego Chara
D	Juan Mosquera
D	Dario Zuparic
D	Kamal Miller
D	Claudio Bravo
GK	Maxime Crepeau

Second Team	
F	Dairon Asprilla
M	Eryk Williamson
M	David Ayala
M	Cristhian Paredes
M	Nathan Fogaca
M	Mason Toye
D	Miguel Araujo
D	Zac McGraw
D	Eric Miller
D	Finn Surman
GK	James Pantemis

LINEUP CHART

Date	#1 – GK	#2 – RB	#3 – LB	#4 – CB	#5 – CB	#6 – CM	#7 – RM	#8 – CM	#9 – ST	#10 – AM	#11 – LM
2/24	Pantemis	Mosquera	E Miller	McGraw	K Miller	Williamson	Antony	Chara	Asprilla	Paredes	Moreno
3/2	Crepeau	Mosquera	E Miller	McGraw	K Miller	Chara	Moreno	Paredes	Asprilla	Williamson	Antony
3/9	Crepeau	Mosquera	E Miller	McGraw	K Miller	Chara	Moreno	Paredes	Asprilla	Evander	Antony
3/16	Crepeau	Mosquera	E Miller	Zuparic	K Miller	Chara	Mosquera	Paredes	Asprilla	Evander	Antony
3/23	Pantemis	Mosquera	E Miller	McGraw	Zuparic	Chara	Moreno	Williamson	Rodriguez	Evander	Antony
3/30	Crepeau	Mosquera	E Miller	McGraw	K Miller	Chara	Moreno	Paredes	Rodriguez	Evander	Antony
4/7	Crepeau	Mosquera	E Miller	Araujo	K Miller	Ayala	Moreno	Paredes	Rodriguez	Evander	Antony
4/13	Crepeau	Mosquera	Bravo	Araujo	K Miller	Chara	Antony	Ayala	Mora	Evander	Rodriguez
4/20	Pantemis	Mosquera	Bravo	Araujo	K Miller	Chara	Moreno	Williamson	Mora	Evander	Rodriguez
4/27	Crepeau	Mosquera	Bravo	Araujo	K Miller	Williamson	Antony	Chara	Mora	Moreno	Rodriguez
5/4	Crepeau	Mosquera	Bravo	Araujo	McGraw	Ayala	Moreno	Paredes	Mora	Williamson	Rodriguez
5/12	Crepeau	Mosquera	E Miller	Zuparic	Chara	Rodriguez	Paredes	Mora	Mora	Evander	Antony
5/15	Crepeau	Zuparic	K Miller	Mabiala	Mosquera	Chara	Moreno	Asprilla	Mora	Evander	Antony
5/18	Crepeau	Araujo	K Miller	Zuparic	Mosquera	Ayala	Paredes	Asprilla	Mora	Rodriguez	Evander
5/25	Crepeau	Mosquera	K Miller	Araujo	Zuparic	Ayala	Antony	Chara	Mora	Evander	Rodriguez
5/29	Pantemis	Mosquera	K Miller	Araujo	Zuparic	Ayala	Asprilla	Chara	Rodriguez	Evander	Antony
6/1	Crepeau	Mosquera	Bravo	Zuparic	K Miller	Chara	Moreno	Paredes	Mora	Evander	Rodriguez
6/8	Pantemis	Mosquera	Bravo	McGraw	Zuparic	Ayala	Antony	Evander	Fogaca	Moreno	Rodriguez
6/19	Pantemis	Mosquera	Bravo	McGraw	Zuparic	Ayala	Moreno	Chara	Mora	Evander	Rodriguez
6/22	Pantemis	Mosquera	Bravo	McGraw	Zuparic	Ayala	Moreno	Chara	Mora	Evander	Rodriguez
6/29	Pantemis	Mosquera	Bravo	McGraw	Zuparic	Ayala	Moreno	Chara	Mora	Evander	Rodriguez
7/4	Pantemis	Mosquera	Bravo	Araujo	Zuparic	Ayala	Antony	Paredes	Rodriguez	Evander	Moreno
7/7	Pantemis	Mosquera	Bravo	Araujo	Zuparic	Ayala	Moreno	Chara	Mora	Williamson	Rodriguez
7/13	Pantemis	Mosquera	Bravo	Araujo	Zuparic	Williamson	Moreno	Chara	Mora	Evander	Rodriguez
7/20	Pantemis	Mosquera	Bravo	Araujo	Zuparic	Williamson	Moreno	Chara	Mora	Evander	Rodriguez
7/28	Crepeau	E Miller	K Miller	McGraw	Zuparic	Williamson	Antony	Chara	Mora	Evander	Rodriguez
8/1	Crepeau	Mosquera	Bravo	Araujo	K Miller	Ayala	Rodriguez	Paredes	Mora	Evander	Antony
8/9	Crepeau	Mosquera	Bravo	McGraw	Zuparic	Williamson	Moreno	Chara	Mora	Evander	Rodriguez
8/24	Crepeau	Mosquera	Bravo	Araujo	Zuparic	Ayala	Moreno	Chara	Mora	Evander	Rodriguez
8/31	Crepeau	Mosquera	Bravo	Zuparic	K Miller	Ayala	Moreno	Chara	Toye	Evander	Antony
9/14	Crepeau	Mosquera	K Miller	Araujo	Zuparic	Ayala	Moreno	Chara	Rodriguez	Evander	Antony
9/18	Crepeau	Mosquera	K Miller	Araujo	Zuparic	Ayala	Moreno	Chara	Mora	Evander	Rodriguez
9/21	Crepeau	Mosquera	Bravo	Araujo	K Miller	Ayala	Moreno	Williamson	Mora	Evander	Antony
9/28	Crepeau	Mosquera	K Miller	Araujo	Zuparic	Paredes	Antony	Chara	Mora	Moreno	Rodriguez
10/2	Crepeau	Mosquera	Bravo	Zuparic	K Miller	Ayala	Moreno	Chara	Mora	Evander	Rodriguez
10/6	Pantemis	Mosquera	Bravo	Zuparic	K Miller	Ayala	Moreno	Chara	Mora	Evander	Rodriguez
10/19	Pantemis	Mosquera	Bravo	Zuparic	Surman	Paredes	Antony	Chara	Mora	Evander	Rodriguez
10/23	Pantemis	Mosquera	Bravo	Araujo	Zuparic	Ayala	Antony	Chara	Mora	Evander	Rodriguez

- 1 GOALKEEPER Maxime Crépeau 23, James Pantemis
- 2 RIGHT BACK Juan David Mosquera 35, Eric Miller 1, Dario Župarić 1, Miguel Araujo 1
- 3 LEFT BACK Claudio Bravo 22, Eric Miller 8, Kamal Miller 8
- 4 CENTER BACK Miguel Araujo 18, Zac McGraw 11, Dario Župarić 8, Larrys Mabiala 1
- 5 CENTER BACK Dario Župarić 18, Kamal Miller 16, Juan David Mosquera 2, Zac McGraw 1
- 6 CENTER MIDFIELDER David Ayala 20, Diego Chará 10, Eryk Williamson 6
- 7 RIGHT MIDFIELDER Santiago Moreno 23, Antony 10, Jonathan Rodríguez 2, Dairon Asprilla 1, Cristhian Paredes 1, Juan David Mosquera 1
- 8 CENTER MIDFIELDER Diego Chará 21, Cristhian Paredes 10, Eryk Williamson 3, Dairon Asprilla 2, Evander 1, David Ayala 1
- 9 STRIKER Felipe Mora 26, Jonathan Rodríguez 6, Dairon Asprilla 4, Mason Toye 1, Nathan Fogaça 1
- 10 ATTACKING MIDFIELDER Evander 29, Eryk Williamson 3, Santiago Moreno 4, Jonathan Rodríguez 1, Cristhian Paredes 1
- 11 LEFT MIDFIELDER Jonathan Rodríguez 22, Antony 13, Santiago Moreno 2, Evander 1

ALL COMPETITIONS PLAYER STATISTICS

Player	Pos	MP	Sts	Min	Gls	Ast	PK	YC	RC	Sh	SoT	Fls	Fld	Crs	Int	Tkl
Felipe Mora	FW	33	26	2173	14	3	1-1	3	1	68	30	14	45	6	6	1
Jonathan Rodríguez	MF	33	31	2771	16	5	1-1	7	0	106	41	34	28	26	6	14
Evander	MF	32	31	2741	15	18	3-3	9	0	104	42	31	65	171	7	22
Diego Chará	MF	35	31	2645	0	0	0-0	10	1	1	0	56	39	8	36	40
Santiago Moreno	MF	35	31	2644	7	10	0-0	1	0	66	21	35	45	86	23	35
Antony	MF	37	22	2086	7	4	0-0	0	0	40	15	33	33	37	20	38
Juan David Mosquera	DF	38	37	3069	1	5	0-0	1	0	22	8	31	49	107	20	38
Dario Župarić	DF	31	27	2447	0	0	0-0	6	0	5	1	24	30	0	38	30
Kamal Miller	DF	26	24	2155	0	0	0-0	9	0	7	0	25	12	2	25	12
Claudio Bravo	DF	26	22	1839	1	2	0-0	3	0	11	1	27	17	54	27	39
David Ayala	MF	34	21	1733	2	1	0-0	2	0	19	5	21	19	9	37	32
Miguel Araujo	DF	24	19	1723	0	2	0-0	2	0	9	1	18	5	1	23	18
Cristhian Paredes	MF	33	14	1444	0	3	0-0	5	0	12	6	21	20	9	24	20
Eryk Williamson	MF	32	12	1255	2	2	0-0	6	0	9	5	18	36	24	14	12
Eric Miller	DF	28	9	1110	1	1	0-0	4	0	6	2	11	7	6	11	14
Zac McGraw	DF	15	12	1037	2	0	0-0	3	0	6	4	10	13	1	10	9
Dairon Asprilla	FW	19	7	687	1	1	0-0	1	0	9	2	17	19	13	5	2
Mason Toye	FW	8	1	232	1	0	0-0	0	0	10	5	5	2	3	0	0
Nathan Fogaça	FW	16	1	182	1	0	0-0	1	0	8	4	7	8	2	2	0
Finn Surman	DF	2	1	98	0	0	0-0	0	0	0	0	1	0	0	1	0
Larrys Mabiala	DF	2	1	53	0	0	0-0	0	0	1	0	0	0	0	0	0
Tega Ikoba	FW	2	0	9	0	0	0-0	0	0	0	0	0	0	0	0	0
Victor Enriquez	MF	1	0	6	0	0	0-0	0	0	0	0	0	0	1	0	0
Sawyer Jura	DF	1	0	3	0	0	0-0	0	0	0	0	0	1	0	0	0
Marvin Loria	MF	1	0	1	0	0	0-0	0	0	0	0	0	0	0	0	0
Maxime Crépeau	GK	23	23	2027	0	0	0-0	2	1	0	0	1	2	0	1	1
James Pantemis	GK	16	15	1391	0	0	0-0	0	0	0	0	0	2	0	1	0
Squad Total		38		3420	71	57	5-5	75	3	519	193	440	497	566	337	377
Opponent Total		38		3420	63	43	2-4	96	6	516	164	519	415	643	317	401

GOALKEEPING

Player	MP	Sts	Min	GA	SoTA	Saves	GAA	Save%	W	D	L	CS	CS%	PK
Maxime Crepeau	23	23	2027	42	101	60	1.86	59.4%	7	7	9	2	8.7%	0-3
James Pantemis	16	15	1391	23	66	43	1.49	65.2%	7	4	4	5	33.3%	1-1
Opponent Totals	38		3420	72	198	127	1.89	64.1%	13	11	14	6	150.0%	0-5
Squad Totals	38		3420	65	167	103	1.71	61.7%	14	11	13	7	175.0%	1-4

MLS REGULAR SEASON PLAYER STATISTICS

Player	Pos	MP	Sts	Min	Gls	Ast	PK	YC	RC	Sh	SoT	Fls	Fld	Crs	Int	Tkl
Juan David Mosquera	DF	34	34	2780	1	4	0-0	1	0	20	6	29	46	99	20	36
Santiago Moreno	MF	31	29	2435	6	10	0-0	1	0	61	20	34	42	79	23	35
Diego Chará	MF	32	28	2424	0	0	0-0	9	1	1	0	48	35	8	34	40
Evander	MF	28	27	2459	15	15	3-3	8	0	93	38	29	58	160	7	22
Jonathan Rodríguez	FW	29	27	2427	16	5	1-1	7	0	93	40	31	22	23	6	12
Dario Župarić	DF	28	24	2222	0	0	0-0	6	0	5	1	23	29	0	38	30
Kamal Miller	DF	23	22	1959	0	0	0-0	8	0	7	0	22	12	2	22	12
Felipe Mora	FW	29	22	1889	14	2	1-1	3	1	64	28	14	38	6	6	1
Antony	MF	33	20	1886	6	4	0-0	0	0	38	13	28	30	36	19	38
Claudio Bravo	DF	22	19	1593	0	2	0-0	3	0	10	0	26	14	50	26	37
David Ayala	MF	30	19	1468	1	1	0-0	2	0	15	3	18	16	9	32	29
Miguel Araujo	DF	22	17	1543	0	2	0-0	2	0	9	1	17	3	1	23	18
Cristhian Paredes	MF	31	13	1350	0	2	0-0	4	0	10	6	21	19	9	24	20
Eryk Williamson	MF	28	10	1068	2	2	0-0	5	0	8	5	15	28	24	14	11
Zac McGraw	DF	13	10	857	0	0	0-0	2	0	2	1	8	11	1	10	9
Eric Miller	DF	25	8	1012	1	1	0-0	3	0	6	2	10	6	5	11	14
Dairon Asprilla	FW	19	7	687	1	1	0-0	1	0	9	2	17	19	13	5	2
Nathan Fogaça	FW	16	1	182	1	0	0-0	1	0	8	4	7	8	2	2	0
Mason Teye	FW	5	1	148	0	0	0-0	0	0	7	3	5	1	3	0	0
Finn Surman	DF	1	1	90	0	0	0-0	0	0	0	0	1	0	0	1	0
Larrys Mabiala	DF	1	1	45	0	0	0-0	0	0	1	0	0	0	0	0	0
Tega Ikoba	FW	2	0	9	0	0	0-0	0	0	0	0	0	0	0	0	0
Victor Enriquez	MF	1	0	6	0	0	0-0	0	0	0	0	0	0	1	0	0
Sawyer Jura	DF	1	0	3	0	0	0-0	0	0	0	0	0	1	0	0	0
Marvin Loría	MF	1	0	1	0	0	0-0	0	0	0	0	0	0	0	0	0
Maxime Crépeau	GK	20	20	1757	0	0	0-0	2	1	0	0	1	2	0	1	1
James Pantemis	GK	15	14	1301	0	0	0-0	0	0	0	0	0	2	0	1	0
Squad Total		34		3060	64	51	5-5	68	3	467	173	404	442	531	325	367
Opponent Total		34		3060	54	36	2-4	92	6	462	143	463	381	597	303	389

GOALKEEPING

Player	MP	Sts	Min	GA	SoTA	Saves	GAA	Save%	W	D	L	CS	CS%	PK
Maxime Crépeau	20	20	1757	38	88	51	1.95	59.1%	5	7	8	1	5.0%	0-3
James Pantemis	15	14	1301	18	58	40	1.25	69.0%	7	4	3	5	35.7%	1-1
Squad Total	34		3060	56	146	91	1.65	63.0%	12	11	11	6	17.6%	1-4
Opponent Total	34		3060	65	178	114	1.91	66.3%	11	11	12	5	14.7%	0-5

LEAGUE CUP PLAYER STATISTICS

Player	Pos	MP	Sts	Min	Gls	Ast	PK	YC	RC	Sh	SoT	Fls	Fld	Crs	Int	Tkl
Jonathan Rodríguez	MF	3	3	262	0	0	0-0	0	0	9	1	3	5	1	-	-
Claudio Bravo	DF	3	2	201	1	0	0-0	0	0	1	1	1	3	3	-	-
Juan Mosquera	DF	3	2	199	0	1	0-0	0	0	1	1	2	2	2	-	-
Felipe Mora	FW	3	3	194	0	1	0-0	0	0	4	2	0	5	0	-	-
Evander	MF	3	3	192	0	3	0-0	0	0	7	1	0	5	4	-	-
Dario Zuparic	DF	2	2	180	0	0	0-0	0	0	0	0	1	1	0	-	-
Zac McGraw	DF	2	2	180	2	0	0-0	1	0	4	3	2	2	0	-	-
Diego Chara	MF	2	2	176	0	0	0-0	0	0	0	0	5	3	0	-	-
David Ayala	MF	3	1	175	1	0	0-0	0	0	2	2	3	3	0	-	-
Santiago Moreno	MF	3	2	164	1	0	0-0	0	0	4	1	1	3	5	-	-
Kamal Miller	DF	2	2	151	0	0	0-0	0	0	0	0	2	0	0	-	-
Eryk Williamson	MF	3	2	142	0	0	0-0	1	0	1	0	3	5	0	-	-
Antony	MF	3	1	137	1	0	0-0	0	0	2	2	5	3	0	-	-
Cristhian Paredes	MF	2	1	94	0	1	0-0	1	0	2	0	0	1	0	-	-
Miguel Araujo	DF	1	1	90	0	0	0-0	0	0	0	0	0	0	0	-	-
Mason Toye	FW	3	0	84	1	0	0-0	0	0	3	2	0	1	0	-	-
Eric Miller	DF	2	1	71	0	0	0-0	1	0	0	0	1	1	0	-	-
Larrys Mabila	DF	1	0	8	0	0	0-0	0	0	0	0	0	0	0	-	-
Maxime Crepeau	GK	3	3	270	0	0	0-0	0	0	0	0	0	0	0	-	-
Squad Totals		3	3	270	7	6	0-0	4	0	40	16	29	43	15	-	-
Opponents Totals		3	3	270	4	3	0-0	2	0	42	13	43	29	28	-	-

GOALKEEPING

Player	MP	Sts	Min	GA	SoTA	Saves	GAA	Save%	W	D	L	CS	CS%	PK
Maxime Crepeau	3	3	270	4	13	9	1.33	69.2%	2	0	1	1	33.3%	0-0
Squad Totals	3	3	270	4	13	9	1.33	69.2%	2	0	1	1	33.3%	0-0
Opponents Totals	3	3	270	7	16	9	2.33	56.3%	1	0	2	0	0.0%	0-0

MLS PLAYOFFS PLAYER STATISTICS

Player	Pos	MP	Sts	Min	Gls	Ast	PK	YC	RC	Sh	SoT	Fls	Fld	Crs	Int	Tkl
Felipe Mora	FW	1	1	90	0	0	0-0	0	0	0	0	0	2	0	0	0
Evander	AM	1	1	90	0	0	0-0	1	0	4	3	2	2	7	0	0
David Ayala	DM	1	1	90	0	0	0-0	0	0	2	0	0	0	0	5	3
Miguel Araujo	CB	1	1	90	0	0	0-0	0	0	0	0	1	2	0	0	0
Juan David Mosquera	RB	1	1	90	0	0	0-0	0	0	1	1	0	1	6	0	2
Jonathan Rodríguez	LW	1	1	82	0	0	0-0	0	0	4	0	0	1	2	0	2
Antony	RW	1	1	63	0	0	0-0	0	0	0	0	0	0	1	1	0
Diego Chará	DM	1	1	45	0	0	0-0	1	0	0	0	3	1	0	2	0
Claudio Bravo	LB	1	1	45	0	0	0-0	0	0	0	0	0	0	1	1	2
Dario Župarić	CB	1	1	45	0	0	0-0	0	0	0	0	0	0	0	0	0
Eryk Williamson	DM	1	0	45	0	0	0-0	0	0	0	0	0	3	0	0	1
Santiago Moreno	RW	1	0	45	0	0	0-0	0	0	1	0	0	0	2	0	0
Kamal Miller	CB	1	0	45	0	0	0-0	1	0	0	0	1	0	0	3	0
Eric Miller	RB	1	0	27	0	0	0-0	0	0	0	0	0	0	1	0	0
Finn Surman	LW	1	0	8	0	0	0-0	0	0	0	0	0	0	0	0	0
James Pantemis	GK	1	1	90	0	0	0-0	0	0	0	0	0	0	0	0	0
Squad Totals		1	1	90	0	0	0-0	3	0	12	4	7	12	20	12	10
Opponent Totals		1	1	90	5	4	0-0	2	0	12	8	13	5	18	14	12

GOALKEEPING

Player	MP	Sts	Min	GA	SoTA	Saves	GAA	Save%	W	D	L	CS	CS%	PK
James Pantemis	1	1	90	5	8	3	5.00	37.5%	0	0	1	0	0.0%	0-0
Squad Totals	1	1	90	5	8	3	5.00	37.5%	0	0	1	0	0.0%	0-0
Opponent Totals	1	1	90	0	4	4	0.00	100.0%	1	0	0	1	100.0%	0-0

PORTLAND TIMBERS 4, COLORADO RAPIDS 1

February 24, 2024 at Providence Park in Portland, Oregon

Colorado	0	1	-	1
Portland	4	0	-	4

SCORING

POR - Williamson (Mosquera) 9'
 POR - Antony (Paredes) 14'
 POR - Antony (Williamson) 29'
 POR - Own Goal (Vines) 45+5'
 COL - Harris (Ronan) 55'

CAUTIONS

POR - Pardes 45'
 COL - Bombito 45+3'
 POR - Miller 49'
 COL - Maxso 59'
 COL - Mihailovic 74'

	POR	COL
Possession	41%	59%
Shots	7	12
Shots on Target	3	3
Saves	2	0
Fouls	11	15
Offsides	3	3
Corner Kicks	4	4

Portland Timbers	Pos	Min	Gls	Ast	Sh	SoT	YC	RC
Dairon Asprilla	FW	90	0	0	1	0	0	0
Antony	LW	85	2	0	3	2	0	0
David Ayala	RW	5	0	0	0	0	0	0
Santiago Moreno	RW	90	0	0	2	0	0	0
Eryk Williamson	AM	74	1	1	1	1	0	0
Nathan Fogaça	AM	16	0	0	0	0	0	0
Diego Chará	DM	90	0	0	0	0	0	0
Cristhian Paredes	DM	88	0	1	0	0	1	0
Dario Župarić	DM	2	0	0	0	0	0	0
Eric Miller	LB	90	0	0	0	0	0	0
Kamal Miller	CB	90	0	0	0	0	1	0
Zac McGraw	CB	90	0	0	0	0	0	0
Juan David Mosquera	RB	90	0	1	0	0	0	0
James Pantemis	GK	90	0	0	0	0	0	0
14 Players		990	3	3	7	3	2	0

Player	Min	SoTA	GA	Saves	Save%
James Pantemis	90	3	1	2	66.7

Colorado Rapids	Pos	Min	Gls	Ast	Sh	SoT	YC	RC
Rafael Navarro	FW	76	0	0	2	1	0	0
Darren Yapi	FW	14	0	0	1	0	0	0
Cole Bassett	LW	90	0	0	3	0	0	0
Calvin Harris	RW	62	1	0	1	1	0	0
Omír Fernández	RW	28	0	0	0	0	0	0
Djordje Mihailovic	AM	90	0	0	0	0	1	0
Oliver Larraz	DM	62	0	0	0	0	0	0
Jonathan Lewis	LW	28	0	0	1	0	0	0
Connor Ronan	DM	90	0	1	1	0	0	0
Sam Vines	LB	62	0	0	1	1	0	0
Jackson Travis	LB	28	0	0	0	0	0	0
Andreas Maxso	CB	90	0	0	0	0	1	0
Moise Bombito	CB	90	0	0	1	0	1	0
Keegan Rosenberry	RB	90	0	0	1	0	0	0
Zack Steffen	GK	90	0	0	0	0	0	0
15 Players		990	1	1	12	3	3	0

Player	Min	SoTA	GA	Saves	Save%
Zack Steffen	90	3	4	0	-33.3

PORTLAND TIMBERS 2, DC UNITED 2 (DRAW)

March 2, 2024 at Providence Park in Portland, Oregon

DC United	0	2	-	2
Portland	1	1	-	2

SCORING

POR - Asprilla (Moreno) 18'
 POR - Moreno (E Miller) 61'
 DC - Klich (PK) 72'
 DC - Fletcher (Herrera) 82'

CAUTIONS

POR - Chara 7'
 POR - Crepeau 59'
 DC - Klich 62'
 POR - McGraw 68'
 DC - Herrera 90+1'

	POR	DC
Possession	41%	59%
Shots	10	11
Shots on Target	3	7
Saves	6	1
Fouls	15	15
Offsides	1	5
Corner Kicks	4	8

Portland Timbers	Pos	Min	Gls	Ast	Sh	SoT	YC	RC
Dairon Asprilla	FW	90	1	0	2	1	0	0
Eryk Williamson	FW	64	0	0	1	1	0	0
David Ayala	CM	26	0	0	0	0	0	0
Antony	LM	80	0	0	1	0	0	0
Nathan Fogaça	FW	10	0	0	0	0	0	0
Diego Chará	CM	90	0	0	0	0	1	0
Cristhian Paredes	CM	90	0	0	0	0	0	0
Santiago Moreno	RM	90	1	1	2	1	0	0
Eric Miller	LB	64	0	1	1	0	0	0
Dario Župarić	CB	26	0	0	0	0	0	0
Kamal Miller	CB	90	0	0	1	0	0	0
Zac McGraw	CB	90	0	0	1	0	1	0
Juan David Mosquera	RB	83	0	0	1	0	0	0
Miguel Araujo	RB	7	0	0	0	0	0	0
Maxime Crépeau	GK	90	0	0	0	0	1	0
15 Players		990	2	2	10	3	3	0

Player	Min	SoTA	GA	Saves	Save%
Maxime Crépeau	90	8	2	6	87.5

DC United	Pos	Min	Gls	Ast	Sh	SoT	YC	RC
Cristián Dajome	FW	90	0	0	4	2	0	0
Theodore Ku-Dipietro	LW	90	0	0	2	1	0	0
Jared Stroud	RW	71	0	0	0	0	0	0
Jackson Hopkins	RW	19	0	0	0	0	0	0
Gabriel Pirani	AM	71	0	0	1	0	0	0
Kristian Fletcher	AM	19	1	0	2	2	0	0
Matti Peltola	DM	90	0	0	0	0	0	0
Mateusz Klich	DM	90	1	0	1	1	1	0
Pedro Santos	LB	90	0	0	0	0	0	0
Christopher McVey	CB	90	0	0	0	0	0	0
Lucas Bartlett	CB	90	0	0	0	0	0	0
Aaron Herrera	RB	90	0	1	1	1	1	0
Alex Bono	GK	90	0	0	0	0	0	0
13 Players		990	2	1	11	7	2	0

Player	Min	SoTA	GA	Saves	Save%
Alex Bono	90	3	2	1	33.3

PORTLAND TIMBERS 2, NEW YORK CITY FC 1

March 9, 2024 at Yankee Stadium in New York City, New York

Portland	0	2	-	2
New York City	1	0	-	1

SCORING

NYC - Rodriguez 10'
 POR - Antony (Mosquera) 85'
 POR - Evander (antony) 90+7'

CAUTIONS

POR - McGraw 19'
 POR - Pardes 31'
 NYC - Rodriguez 76'

	NYC	POR
Possession	41%	59%
Shots	11	9
Shots on Target	6	3
Saves	1	5
Fouls	26	15
Offsides	8	1
Corner Kicks	7	6

New York City FC	Pos	Min	Gls	Ast	Sh	SoT	YC	RC
Monsef Bakrar	FW	78	0	0	5	5	0	0
Jovan Mijatović	FW	12	0	0	0	0	0	0
Hannes Wolf	LW	67	0	0	2	0	0	0
Julián Fernández	RM	23	0	0	0	0	0	0
Andres Jasson	RW	66	0	0	0	0	0	0
Justin Haak	CM	24	0	0	0	0	0	0
Santiago Rodríguez	AM	90	1	0	1	1	1	0
Andrés Perea	DM	90	0	0	0	0	0	0
Keaton Parks	DM	90	0	0	1	0	0	0
Kevin O'Toole	LB	90	0	0	0	0	0	0
Birk Risa	CB	90	0	0	1	0	0	0
Thiago Martins	CB	90	0	0	1	0	0	0
Mitja Ilenič	RB	78	0	0	0	0	0	0
Tayvon Gray	RB	12	0	0	0	0	0	0
Matt Freese	GK	90	0	0	0	0	0	0
15 Players		990	1	0	11	6	1	0

Player	Min	SoTA	GA	Saves	Save%
Matt Freese	90	3	2	1	33.3

Portland Timbers	Pos	Min	Gls	Ast	Sh	SoT	YC	RC
Dairon Asprilla	FW	68	0	0	1	0	0	0
Nathan Fogaça	FW	22	0	0	1	1	0	0
Antony	LW	90	1	1	3	1	0	0
Santiago Moreno	RW	90	0	0	0	0	0	0
Evander	AM	90	1	0	2	1	0	0
Diego Chará	DM	90	0	0	0	0	0	0
Cristhian Paredes	DM	89	0	0	2	0	1	0
David Ayala	DM	1	0	0	0	0	0	0
Eric Miller	LB	90	0	0	0	0	0	0
Kamal Miller	CB	90	0	0	0	0	0	0
Zac McGraw	CB	90	0	0	0	0	1	0
Juan David Mosquera	RB	89	0	1	0	0	0	0
Miguel Araujo	RB	1	0	0	0	0	0	0
Maxime Crépeau	GK	90	0	0	0	0	0	0
14 Players		990	2	2	9	3	2	0

Player	Min	SoTA	GA	Saves	Save%
Maxime Crépeau	90	6	1	5	83.3

HOUSTON DYANMO 1, PORTLAND TIMBERS 0

March 16, 2024 at Shell Energy Stadium in Houston, Texas

Portland	0	0	-	0
Houston	1	0	-	1

SCORING

HOU - Ibrahim 43'

CAUTIONS

HOU - Dorsey 52'
 POR - Zuaric 57'
 POR - K Miller 64'
 HOU - Kowalczyk 70'
 HOU - Artur 80'

	HOU	POR
Possession	58%	42%
Shots	9	16
Shots on Target	3	4
Saves	4	2
Fouls	16	11
Offsides	3	1
Corner Kicks	3	4

Houston Dynamo	Pos	Min	Gls	Ast	Sh	SoT	YC	RC
Sebastian Kowalczyk	FW	75	0	0	1	1	1	0
Gabe Segal	FW	15	0	0	1	1	0	0
Aliyu Ibrahim	LW	82	1	0	3	1	0	0
Brad Smith	LW	8	0	0	1	0	0	0
Adalberto Carrasquilla	RW	90	0	0	0	0	0	0
Amine Bassi	AM	89	0	0	1	0	0	0
Brooklyn Raines	AM	1	0	0	0	0	0	0
Artur	DM	90	0	0	0	0	1	0
Ján Greguš	DM	90	0	0	0	0	0	0
Franco Escobar	LB	90	0	0	0	0	0	0
Micael	CB	90	0	0	2	0	0	0
Ethan Bartlow	CB	90	0	0	0	0	0	0
Griffin Dorsey	RB	90	0	0	0	0	1	0
Steve Clark	GK	90	0	0	0	0	0	0
14 Players		990	1	0	9	3	3	0

Player	Min	SoTA	GA	Saves	Save%
Steve Clark	90	4	0	4	100.0

Portland Timbers	Pos	Min	Gls	Ast	Sh	SoT	YC	RC
Dairon Asprilla	FW	75	0	0	2	0	0	0
Nathan Fogaça	FW	15	0	0	0	0	0	0
Antony	LW	90	0	0	3	1	0	0
Santiago Moreno	RW	90	0	0	4	1	0	0
Evander	AM	90	0	0	3	0	0	0
Diego Chará	DM	90	0	0	0	0	0	0
Cristhian Paredes	DM	64	0	0	1	1	0	0
Eryk Williamson	DM	26	0	0	0	0	0	0
Eric Miller	LB	86	0	0	0	0	0	0
David Ayala	LB	4	0	0	0	0	0	0
Kamal Miller	CB	90	0	0	1	0	1	0
Dario Župarić	CB	86	0	0	1	0	1	0
Miguel Araujo	CB	4	0	0	0	0	0	0
Juan David Mosquera	RB	90	0	0	1	1	0	0
Maxime Crépeau	GK	90	0	0	0	0	0	0
15 Players		990	0	0	16	4	2	0

Player	Min	SoTA	GA	Saves	Save%
Maxime Crépeau	90	3	1	2	66.7

PHILADELPHIA UNION 3, PORTLAND TIMBERS 1

March 23, 2024 at Providence Park in Portland, Oregon

Philadelphia	1	2	-	3
Portland	0	1	-	1

SCORING

PHI - Carranza (Wagner) 28'
 PHI - Sullivan 58'
 PHI - Carranza (Uhre) 67'
 POR - Rodriguez (Moreno) 80'

CAUTIONS

POR - Chara 24'
 PHI - Sullivan 32'
 PHI - Elliott 40'
 PHI - Semmler 88'

	POR	PHI
Possession	71%	29%
Shots	18	15
Shots on Target	6	7
Saves	4	5
Fouls	13	19
Offsides	0	2
Corner Kicks	4	5

Portland Timbers	Pos	Min	Gls	Ast	Sh	SoT	YC	RC
Jonathan Rodríguez	FW	90	1	0	5	2	0	0
Antony	LW	89	0	0	2	0	0	0
Nathan Fogaça	LW	1	0	0	0	0	0	0
Santiago Moreno	RW	90	0	1	1	0	0	0
Evander	AM	90	0	0	4	3	0	0
Diego Chará	DM	64	0	0	0	0	1	0
Felipe Mora	DM	26	0	0	0	0	0	0
Eryk Williamson	DM	74	0	0	1	0	0	0
Cristhian Paredes	DM	16	0	0	2	1	0	0
Eric Miller	LB	64	0	0	0	0	0	0
David Ayala	LB	26	0	0	1	0	0	0
Dario Župarić	CB	90	0	0	0	0	0	0
Zac McGraw	CB	90	0	0	0	0	0	0
Juan David Mosquera	RB	74	0	0	2	0	0	0
Dairon Asprilla	RB	16	0	0	0	0	0	0
James Pantemis	GK	90	0	0	0	0	0	0
16 Players		990	1	1	18	6	1	0

Player	Min	SoTA	GA	Saves	Save%
James Pantemis	90	7	3	4	57.1

Philadelphia	Pos	Min	Gls	Ast	Sh	SoT	YC	RC
Mikael Uhre	FW	90	0	1	5	2	0	0
Julián Carranza	FW	90	2	0	2	2	0	0
Jeremy Rafanello	AM	90	0	0	3	1	0	0
Markus Anderson	LM	83	0	0	1	0	0	0
Christopher Donovan	LM	7	0	0	0	0	0	0
Quinn Sullivan	RM	90	1	0	1	1	1	0
Alejandro Bedoya	DM	90	0	0	2	0	0	0
Kai Wagner	LB	90	0	1	0	0	0	0
Jack Elliott	CB	90	0	0	0	0	1	0
Jakob Glesnes	CB	90	0	0	1	1	0	0
Olivier Mbaizo	RB	90	0	0	0	0	0	0
Oliver Semmler	GK	90	0	0	0	0	1	0
12 Players		990	3	2	15	7	3	0

Player	Min	SoTA	GA	Saves	Save%
Oliver Semmler	90	6	1	5	83.3

VANCOUVER WHITECAPS 3, PORTLAND TIMBERS 2

March 30, 2024 at BC Place Stadium in Vancouver, British Columbia

Portland	0	2	-	2
Vancouver	2	1	-	3

SCORING

VAN - Gauld 2'
 VAN - Picault 29'
 POR - Evander (Paredes) 52'
 POR - Mora (Evander) 77'
 VAN - Raposo (Picault) 87'

CAUTIONS

VAN - Cubas 51'
 VAN - Adegugbe 90'

	VAN	POR
Possession	44%	56%
Shots	13	11
Shots on Target	4	4
Saves	2	1
Fouls	13	6
Offsides	3	1
Corner Kicks	1	0

Vancouver Whitecaps	Pos	Min	Gls	Ast	Sh	SoT	YC	RC
Damir Kreilach	FW	63	0	0	0	0	0	0
Levonte Johnson	FW	27	0	0	0	0	0	0
Ryan Gauld	AM	90	1	0	4	2	0	0
Fafà Picault	AM	90	1	1	4	1	0	0
Pedro Vite	CM	80	0	0	2	0	0	0
Sebastian Berhalter	CM	10	0	0	0	0	0	0
Andrés Cubas	CM	90	0	0	1	0	1	0
Ali Ahmed	WB	79	0	0	0	0	0	0
Sam Adegugbe	WB	11	0	0	0	0	1	0
Alessandro Schöpf	WB	80	0	0	0	0	0	0
Ryan Raposo	WB	10	1	0	1	1	0	0
Tristan Blackmon	CB	90	0	0	1	0	0	0
Ranko Veselinović	CB	90	0	0	0	0	0	0
Mathias Laborda	CB	70	0	0	0	0	0	0
Bjørn Inge Utvik	CB	20	0	0	0	0	0	0
Yohei Takaoka	GK	90	0	0	0	0	0	0
16 Players		990	3	1	13	4	2	0

Player	Min	SoTA	GA	Saves	Save%
Yohei Takaoka	90	4	2	2	50.0

Portland Timbers	Pos	Min	Gls	Ast	Sh	SoT	YC	RC
Jonathan Rodríguez	FW	90	0	0	1	0	0	0
Antony	LW	63	0	0	1	0	0	0
Felipe Mora	LW	27	1	0	2	1	0	0
Santiago Moreno	RW	82	0	0	2	1	0	0
Dairon Asprilla	RW	8	0	0	0	0	0	0
Evander	AM	90	1	1	3	2	0	0
Diego Chará	DM	90	0	0	0	0	0	0
Cristhian Paredes	DM	63	0	1	0	0	0	0
Eryk Williamson	DM	27	0	0	0	0	0	0
Eric Miller	LB	89	0	0	0	0	0	0
Nathan Fogaça	LB	1	0	0	0	0	0	0
Kamal Miller	CB	90	0	0	2	0	0	0
Zac McGraw	CB	45	0	0	0	0	0	0
Dario Župarić	CB	45	0	0	0	0	0	0
Juan David Mosquera	RB	90	0	0	0	0	0	0
Maxime Crépeau	GK	90	0	0	0	0	0	0
16 Players		990	2	2	11	4	0	0

Player	Min	SoTA	GA	Saves	Save%
Maxime Crépeau	90	4	3	1	25.0

SPORTING KANSAS CITY 3, PORTLAND TIMBERS 3 (DRAW)

April 7, 2024 at Children's Mercy Park in Kansas City, Kansas

Portland	0	3	-	3
Kansas City	3	0	-	3

SCORING

SKC - Agada 13'
 SKC - Rosero (Rodriguez) 38'
 SKC - Agada (Voloder) 45+3'
 POR - Evander (PK) 64'
 POR - Mora (Rodriguez) 66'
 POR - E Miller 81'

CAUTIONS

SKC - Rosero 25'
 POR - K Miller 34'
 SKC - Rodriguez 48'
 POR - E Miller 82'
 SKC - Davis 90+8'

	SKC	POR
Possession	50%	50%
Shots	15	9
Shots on Target	6	7
Saves	5	3
Fouls	16	20
Offsides	0	3
Corner Kicks	7	1

Sporting KC	Pos	Min	Gls	Ast	Sh	SoT	YC	RC
William Agada	FW	70	2	0	4	3	0	0
Alan Pulido	FW	20	0	0	0	0	0	0
Daniel Sallói	LW	90	0	0	2	1	0	0
Erik Thommy	RW	90	0	0	2	1	0	0
Memo Rodriguez	LM	81	0	1	0	0	1	0
Alenis Vargas	LM	9	0	0	1	0	0	0
Nemanja Radoja	CM	90	0	0	1	0	0	0
Rémi Walter	RM	90	0	0	0	0	0	0
Tim Leibold	LB	90	0	0	2	0	0	0
Robert Voloder	CB	90	0	1	0	0	0	0
Daniel Rosero	CB	90	1	0	2	1	1	0
Jake Davis	RB	90	0	0	1	0	1	0
Tim Melia	GK	90	0	0	0	0	0	0
13 Players		990	3	2	15	6	3	0

Player	Min	SoTA	GA	Saves	Save%
Tim Melia	90	8	3	5	75.0

Portland Timbers	Pos	Min	Gls	Ast	Sh	SoT	YC	RC
Jonathan Rodriguez	FW	90	0	1	3	2	0	0
Antony	LW	88	0	0	1	1	0	0
Dairon Asprilla	RW	2	0	0	0	0	0	0
Santiago Moreno	RW	45	0	0	0	0	0	0
Felipe Mora	FW	45	1	0	2	2	0	0
Evander	AM	90	1	0	0	0	0	0
David Ayala	DM	53	0	0	0	0	0	0
Diego Chará	DM	37	0	0	0	0	0	0
Cristhian Paredes	DM	89	0	0	1	1	0	0
Eryk Williamson	DM	1	0	0	0	0	0	0
Eric Miller	LB	90	1	0	1	1	1	0
Kamal Miller	CB	90	0	0	1	0	1	0
Miguel Araujo	CB	90	0	0	0	0	0	0
Juan David Mosquera	RB	45	0	0	0	0	0	0
Claudio Bravo	LB	45	0	0	0	0	0	0
Maxime Crépeau	GK	90	0	0	0	0	0	0
16 Players		990	3	1	9	7	2	0

Player	Min	SoTA	GA	Saves	Save%
Maxime Crépeau	90	6	3	3	50.0

PORTLAND TIMBERS 2, LOS ANGELES FC 2 (DRAW)

April 13, 2024 at Providence Park in Portland, Oregon

Los Angeles FC	1	1	-	2
Portland	2	0	-	2

SCORING

POR - Mora (Evander) 11'
 LAF - Bogusz (Tillman) 21'
 POR - Evander (Mosquera) 34'
 LAF - Bogusz 51'

CAUTIONS

POR - Mora 14'
 POR - Evander 40'
 LAF - Palencia 43'
 LAF - Bouanga 45+2'
 LAF - Sanchez 45+4'
 POR - Creoeau (Red) 48'
 LAF - Holingshead 71'
 LAF - Bogusz 76'
 LAF - Atuesta 87'

	POR	LAF
Possession	39%	61%
Shots	10	16
Shots on Target	4	4
Saves	2	2
Fouls	12	22
Offsides	1	3
Corner Kicks	4	4

Portland Timbers	Pos	Min	Gls	Ast	Sh	SoT	YC	RC
Felipe Mora	FW	49	1	0	1	1	1	0
James Pantemis	GK	41	0	0	0	0	0	0
Jonathan Rodriguez	LW	82	0	0	2	2	0	0
Eric Miller	RB	8	0	0	0	0	0	0
Antony	RW	66	0	0	1	0	0	0
Santiago Moreno	RW	24	0	0	0	0	0	0
Evander	AM	90	1	1	2	1	1	0
David Ayala	DM	45	0	0	1	0	0	0
Cristhian Paredes	DM	45	0	0	0	0	0	0
Diego Chará	DM	90	0	0	0	0	0	0
Claudio Bravo	LB	90	0	0	2	0	0	0
Kamal Miller	CB	90	0	0	0	0	0	0
Miguel Araujo	CB	90	0	0	1	0	0	0
Juan David Mosquera	RB	66	0	1	0	0	0	0
Dairon Asprilla	LW	24	0	0	0	0	0	0
Maxime Crépeau	GK	47	0	0	0	0	0	1
16 Players		947	2	2	10	4	2	1

Player	Min	SoTA	GA	Saves	Save%
Maxime Crépeau	47	2	1	1	50.0
James Pantemis	41	2	1	1	50.0

Los Angeles FC	Pos	Min	Gls	Ast	Sh	SoT	YC	RC
Mateusz Bogusz	FW	90	2	0	2	2	1	0
Denis Bouanga	LW	90	0	0	5	1	1	0
Cristian Olivera	RW	85	0	0	2	0	0	0
Nathan Ordaz	RW	5	0	0	1	0	0	0
Eduard Atuesta	LM	90	0	0	2	1	1	0
Ilie Sánchez	CM	62	0	0	0	0	1	0
Kei Kamara	FW	28	0	0	2	0	0	0
Timmy Tillman	RM	90	0	1	2	0	0	0
Ryan Hollingshead	LB	90	0	0	0	0	1	0
Aaron Long	CB	90	0	0	0	0	0	0
J D Murillo Largacha	CB	90	0	0	0	0	0	0
Sergi Palencia	RB	62	0	0	0	0	1	0
Omar Campos	LB	28	0	0	0	0	0	0
Hugo Lloris	GK	90	0	0	0	0	0	0
14 Players		990	2	1	16	4	6	0

Player	Min	SoTA	GA	Saves	Save%
Hugo Lloris	90	4	2	2	50.0

COLUMBUS CREW 2, PORTLAND TIMBERS 2 (DRAW)

April 20, 2024 at Lower.com Field in Columbus, Ohio

Portland	1	1	-	2
Columbus	0	2	-	2

SCORING

POR - Mora (Williamson) 10'
 CLB - Cucho (Rossi) 51'
 POR - Moreno (Evander) 57'
 CLB - Moreira (Morris) 74'

CAUTIONS

POR - Rodriguez 59'
 CLB - Zawadzki 80'

	CLB	POR
Possession	65%	35%
Shots	24	7
Shots on Target	4	4
Saves	2	2
Fouls	10	14
Offsides	2	2
Corner Kicks	6	1

Columbus Crew	Pos	Min	Gls	Ast	Sh	SoT	YC	RC
Cucho	FW	90	1	0	6	1	0	0
Yaw Yeboah	AM	75	0	0	2	1	0	0
Yevhen Cheberko	CB	15	0	0	1	0	0	0
Diego Rossi	AM	90	0	1	1	0	0	0
Aidan Morris	CM	90	0	1	3	0	0	0
Darlington Nagbe	CM	90	0	0	2	0	0	0
William Sands	WB	45	0	0	0	0	0	0
Jacen Russell-Rowe	AM	45	0	0	3	0	0	0
Mohamed Farsi	WB	90	0	0	3	1	0	0
Malte Amundsen	CB	90	0	0	0	0	0	0
Rudy Camacho	CB	75	0	0	1	0	0	0
Sean Zawadzki	CB	15	0	0	0	0	1	0
Steven Moreira	CB	90	1	0	2	1	0	0
Patrick Schulte	GK	90	0	0	0	0	0	0
14 Players		990	2	2	24	4	1	0

Player	Min	SoTA	GA	Saves	Save%
Patrick Schulte	90	4	2	2	50.0

Portland Thorns	Pos	Min	Gls	Ast	Sh	SoT	YC	RC
Felipe Mora	FW	87	1	0	1	1	0	0
David Ayala	FW	3	0	0	0	0	0	0
Jonathan Rodríguez	LW	68	0	0	0	0	1	0
Dairon Asprilla	LW	22	0	0	1	0	0	0
Santiago Moreno	RW	90	1	0	1	1	0	0
Evander	AM	90	0	1	2	1	0	0
Eryk Williamson	DM	61	0	1	1	1	0	0
Cristhian Paredes	DM	29	0	0	0	0	0	0
Diego Chará	DM	90	0	0	0	0	0	0
Claudio Bravo	LB	90	0	0	0	0	0	0
Kamal Miller	CB	90	0	0	0	0	0	0
Miguel Araujo	CB	90	0	0	1	0	0	0
Juan David Mosquera	RB	86	0	0	0	0	0	0
Eric Miller	RB	4	0	0	0	0	0	0
James Pantemis	GK	90	0	0	0	0	0	0
15 Players		990	2	2	7	4	1	0

Player	Min	SoTA	GA	Saves	Save%
James Pantemis	90	4	2	2	50.0

LOS ANGELES FC 3, PORTLAND TIMBERS 2

April 27, 2024 at BMO Stadium in Los Angeles, California

Portland	0	2	-	2
Los Angeles FC	2	1	-	3

SCORING

LAF - Own Goal (K Miller) 44'
 LAF - Tillman (Olivera) 45+4'
 POR - Rodriguez (Moreno) 65'
 POR - Moreno (Bravo) 73'
 LAF - Bouanga (Chanot) 90+2'

CAUTIONS

LAF - Bogusz 48'
 POR - Bravo 52'
 LAF - Sanchez 54'
 POR - Rodriguez 55'
 POR - Williamson 68'
 POR - Chara 72'
 LAF - Chanot 75'
 POR - Chara (2nd Yellow=Red) 76'
 LAF - Kamara 89'
 POR - E Miller 90+6'

	LAF	POR
Possession	53%	47%
Shots	20	9
Shots on Target	10	4
Saves	2	8
Fouls	17	13
Offsides	2	1
Corner Kicks	8	3

Los Angeles FC	Pos	Min	Gls	Ast	Sh	SoT	YC	RC
Mateusz Bogusz	FW	90	0	0	0	0	1	0
Denis Bouanga	LW	90	1	0	7	3	0	0
Cristian Olivera	RW	89	0	1	3	2	0	0
Luis Müller	LW	1	0	0	0	0	0	0
Eduard Atuesta	LM	90	0	0	1	0	0	0
Ilie Sánchez	CM	78	0	0	1	0	1	0
Kei Kamara	FW	12	0	0	3	3	1	0
Timmy Tillman	RM	90	1	0	2	2	0	0
Ryan Hollingshead	LB	79	0	0	0	0	0	0
Omar Campos	LB	11	0	0	0	0	0	0
Maxime Chanot	CB	90	0	1	2	0	1	0
J D Murillo Largacha	CB	90	0	0	1	0	0	0
Sergi Palencia	RB	90	0	0	0	0	0	0
Hugo Lloris	GK	90	0	0	0	0	0	0
14 Players		990	2	2	20	10	4	0

Player	Min	SoTA	GA	Saves	Save%
Hugo Lloris	90	4	2	2	50.0

Portland Timbers	Pos	Min	Gls	Ast	Sh	SoT	YC	RC
Felipe Mora	FW	76	0	0	1	0	0	0
Cristhian Paredes	FW	14	0	0	0	0	0	0
Jonathan Rodríguez	LW	82	1	0	6	2	1	0
Zac McGraw	LW	8	0	0	0	0	0	0
Antony	RW	58	0	0	0	0	0	0
Dairon Asprilla	RW	32	0	0	0	0	0	0
Santiago Moreno	AM	90	1	1	2	2	0	0
Eryk Williamson	DM	82	0	0	0	0	1	0
David Ayala	DM	8	0	0	0	0	0	0
Diego Chará	DM	75	0	0	0	0	2	1
Claudio Bravo	LB	90	0	1	0	0	1	0
Kamal Miller	CB	90	0	0	0	0	0	0
Miguel Araujo	CB	90	0	0	0	0	0	0
Juan David Mosquera	RB	45	0	0	0	0	0	0
Eric Miller	RB	45	0	0	0	0	1	0
Maxime Crépeau	GK	90	0	0	0	0	0	0
16 Players		975	2	2	9	4	6	1

Player	Min	SoTA	GA	Saves	Save%
Maxime Crépeau	90	10	3	8	70.0

CHARLOTTE FC 2, PORTLAND TIMBERS 0

May 4, 2024 at Bank of America Stadium in Charlotte, North Carolina

Portland	0	0	-	0
Charlotte	0	2	-	2

SCORING

CLT - Petkovic (Byrne) 54'
CLT - Copetti 90+1'

CAUTIONS

POR - Paredes 20'
POR - Williamson 36'
CLT - Tavares 45+3'
CLT - Dejaegere 45+5'
CLT - Privett 82'
CLT - Bronico 82'
CLT - Diani 90+5'

	CLT	POR
Possession	45%	55%
Shots	14	6
Shots on Target	3	3
Saves	3	1
Fouls	12	13
Offsides	0	3
Corner Kicks	3	3

Charlotte	Pos	Min	Gls	Ast	Sh	SoT	YC	RC
Patrick Agyemang	FW	76	0	0	3	1	0	0
Enzo Copetti	FW	14	1	0	1	1	0	0
Iuri Tavares	LW	85	0	0	2	0	1	0
Tyger Smalls	FW	5	0	0	0	0	0	0
Brecht Dejaegere	RW	85	0	0	0	0	1	0
Júnior Urso	RW	5	0	0	0	0	0	0
Djibril Diani	LM	90	0	0	0	0	1	0
Ashley Westwood	CM	90	0	0	0	0	0	0
Nikola Petković	RM	70	1	0	6	1	0	0
Brandt Bronico	RM	20	0	0	0	0	1	0
Jere Uronen	LB	90	0	0	1	0	0	0
Andrew Privett	CB	90	0	0	0	0	1	0
Adilson Malanda	CB	90	0	0	0	0	0	0
Nathan Byrne	RB	90	0	1	1	0	0	0
Kristijan Kahlina	GK	90	0	0	0	0	0	0
15 Players		990	2	1	14	3	5	0

Player	Min	SoTA	GA	Saves	Save%
Kristijan Kahlina	90	3	0	3	100.0

Portland Timbers	Pos	Min	Gls	Ast	Sh	SoT	YC	RC
Felipe Mora	FW	54	0	0	0	0	0	0
Dairon Asprilla	FW	36	0	0	0	0	0	0
Jonathan Rodríguez	LW	90	0	0	2	1	0	0
Santiago Moreno	RW	90	0	0	0	0	0	0
Eryk Williamson	AM	90	0	0	1	0	1	0
David Ayala	DM	54	0	0	0	0	0	0
Antony	LW	36	0	0	0	0	0	0
Cristhian Paredes	DM	90	0	0	2	2	1	0
Claudio Bravo	LB	77	0	0	0	0	0	0
Nathan Fogaça	FW	13	0	0	0	0	0	0
Zac McGraw	CB	90	0	0	0	0	0	0
Miguel Araujo	CB	41	0	0	0	0	0	0
Dario Župarić	CB	49	0	0	0	0	0	0
Juan David Mosquera	RB	90	0	0	1	0	0	0
Maxime Crépeau	GK	90	0	0	0	0	0	0
15 Players		990	0	0	6	3	2	0

Player	Min	SoTA	GA	Saves	Save%
Maxime Crépeau	90	3	2	1	33.3

SEATTLE SOUNDERS 2, PORTLAND TIMBERS 1

May 12, 2024 at Providence Park in Portland, Oregon

Seattle	1	1	-	2
Portland	0	1	-	1

SCORING

POR - Mora (Rodriguez) 15'
SEA - Roldan (Rusnak) 19'
SEA - Ruidiaz (Vergas) 50'

CAUTIONS

SEA - Tolo 54'
POR - Zuparić 66'

	POR	SEA
Possession	53%	47%
Shots	8	7
Shots on Target	2	5
Saves	3	1
Fouls	11	7
Offsides	0	2
Corner Kicks	4	6

Portland Timbers	Pos	Min	Gls	Ast	Sh	SoT	YC	RC
Felipe Mora	FW	90	1	0	1	1	0	0
Antony	LW	54	0	0	1	0	0	0
Evander	LW	36	0	0	2	0	0	0
Jonathan Rodríguez	RW	90	0	1	1	0	0	0
Santiago Moreno	AM	90	0	0	3	1	0	0
Diego Chará	DM	90	0	0	0	0	0	0
Cristhian Paredes	DM	66	0	0	0	0	0	0
Eryk Williamson	DM	24	0	0	0	0	0	0
Eric Miller	LB	80	0	0	0	0	0	0
Dairon Asprilla	LB	10	0	0	0	0	0	0
Kamal Miller	CB	90	0	0	0	0	0	0
Dario Župarić	CB	90	0	0	0	0	1	0
Juan David Mosquera	RB	90	0	0	0	0	0	0
Maxime Crépeau	GK	90	0	0	0	0	0	0
14 Players		990	1	1	8	2	1	0

Player	Min	SoTA	GA	Saves	Save%
Maxime Crépeau	90	5	2	3	60.0

Seattle Sounders	Pos	Min	Gls	Ast	Sh	SoT	YC	RC
Raúl Ruidiaz	FW	75	1	0	4	3	0	0
Daniel Musovski	FW	15	0	0	0	0	0	0
Jordan Morris	LW	80	0	0	1	1	0	0
Paul Rothrock	LW	10	0	0	0	0	0	0
Obed Vargas	RW	90	0	1	0	0	0	0
Albert Rusnák	AM	89	0	1	1	0	0	0
Dylan Teves	AM	1	0	0	0	0	0	0
Cristian Roldan	DM	89	1	0	1	1	0	0
Danny Leyva	DM	1	0	0	0	0	0	0
João Paulo Mior	DM	75	0	0	0	0	0	0
Cody Baker	DM	15	0	0	0	0	0	0
Nouhou Tolo	LB	90	0	0	0	0	1	0
Jon Bell	CB	90	0	0	0	0	0	0
Jackson Ragen	CB	90	0	0	0	0	0	0
Alex Roldan	RB	90	0	0	0	0	0	0
Stefan Frei	GK	90	0	0	0	0	0	0
16 Players		990	2	2	7	5	1	0

Player	Min	SoTA	GA	Saves	Save%
Stefan Frei	90	2	1	1	50.0

PORTLAND TIMBERS 4, SAN JOSE EARTHQUAKES 2

May 15, 2024 at Providence Park in Portland, Oregon

San Jose	2	0	-	2
Portland	0	4	-	4

SCORING

SJ - Pellegrino 31'
 SJ - Lopez Munoz 34'
 POR - Evander (PK) 74'
 POR - Rodriguez (Evander) 80'
 POR - Mora (PK) 90'
 POR - Rodriguez (Moreno) 90+10'

CAUTIONS

SJ - Wilson (Red) 72'
 POR - K Miller 82'
 SJ - Yarbrough 90'

	POR	SJ
Possession	63%	37%
Shots	21	10
Shots on Target	5	3
Saves	1	3
Fouls	11	6
Offsides	1	2
Corner Kicks	7	4

Portland Timbers	Pos	Min	Gls	Ast	Sh	SoT	YC	RC
Felipe Mora	FW	89	1	0	2	1	0	0
David Ayala	FW	1	0	0	0	0	0	0
Antony	LW	62	0	0	2	0	0	0
Cristhian Paredes	RM	28	0	0	0	0	0	0
Santiago Moreno	RW	90	0	1	3	0	0	0
Dairon Asprilla	LM	45	0	0	1	1	0	0
Eric Miller	LB	45	0	0	1	0	0	0
Evander	LM	89	1	1	3	1	0	0
Nathan Fogaça	LM	1	0	0	1	0	0	0
Diego Chará	CM	90	0	0	0	0	0	0
Juan David Mosquera	RB	90	0	0	2	0	0	0
Kamal Miller	CB	90	0	0	0	0	1	0
Larrys Mabila	CB	45	0	0	1	0	0	0
Jonathan Rodríguez	LW	45	2	0	5	2	0	0
Dario Župarić	CB	90	0	0	0	0	0	0
Maxime Crépeau	GK	90	0	0	0	0	0	0
16 Players		990	4	2	21	5	1	0

Player	Min	SoTA	GA	Saves	Save%
Maxime Crépeau	90	3	2	1	33.3

San Jose Earthquakes	Pos	Min	Gls	Ast	Sh	SoT	YC	RC
Jeremy Ebobisse	FW	74	0	0	4	1	0	0
Preston Judd	FW	16	0	0	0	0	0	0
Amahl Pellegrino	LW	80	1	0	1	1	0	0
Paul Marie	LW	10	0	0	0	0	0	0
Cristian Espinoza	RW	79	0	0	1	0	0	0
Daniel Munie	RW	11	0	0	0	0	0	0
Hernán López Muñoz	AM	74	1	0	2	1	0	0
Tanner Beason	AM	16	0	0	0	0	0	0
Niko Tsakiris	DM	55	0	0	0	0	0	0
Jackson Yueill	DM	35	0	0	0	0	0	0
Carlos Gruezo	DM	90	0	0	1	0	0	0
Vitor Costa	LB	90	0	0	0	0	0	0
Rodrigues	CB	90	0	0	0	0	0	0
Bruno Wilson	CB	71	0	0	0	0	0	1
Carlos Akapo	RB	90	0	0	1	0	0	0
William Yarbrough	GK	90	0	0	0	0	1	0
16 Players		971	2	0	10	3	1	1

Player	Min	SoTA	GA	Saves	Save%
William Yarbrough	90	7	4	3	71.4

MINNESOTA UNITED 2, PORTLAND TIMBERS 1

May 18, 2024 at Allianz Field in Saint Paul, Minnesota

Portland	1	0	-	1
Minnesota Utd	0	2	-	2

SCORING

POR - Rodriguez (Ayala) 17'
 MIN - Lod (Rosales) 65'
 MIN - Sangbin (Taylor) 82'

CAUTIONS

MIN - Tapias 42'
 POR - Rodriguez 42'
 POR - Evander 44'
 POR - Chara 67'
 POR - Araujo 67'
 POR - Asprilla 82'
 MIN - Tapias (2nd Yellow=Red) 90+1'
 MIN - Sangbin 90+8'
 MIN - Trapp 90+13'

	MIN	POR
Possession	58%	42%
Shots	20	11
Shots on Target	6	5
Saves	4	4
Fouls	13	9
Offsides	1	4
Corner Kicks	8	7

Minnesota United	Pos	Min	Gls	Ast	Sh	SoT	YC	RC
Teemu Pukki	FW	78	0	0	5	1	0	0
D.J. Taylor	FW	12	0	1	0	0	0	0
Franco Fracapane	LM	55	0	0	2	2	0	0
Jeong Sangbin	LM	35	1	0	2	1	1	0
Carlos Harvey	CM	55	0	0	1	0	0	0
Robin Lod	CM	35	1	0	1	1	0	0
Wil Trapp	CM	90	0	0	1	0	1	0
Bongokuhle Hlongwane	RM	55	0	0	2	1	0	0
Tani Oluwaseyi	RM	35	0	0	1	0	0	0
Joseph Rosales	LB	90	0	1	1	0	0	0
Devin Padelford	CB	90	0	0	0	0	0	0
Miguel Tapias	CB	89	0	0	1	0	2	1
Michael Boxall	CB	90	0	0	0	0	0	0
Caden Clark	RB	55	0	0	2	0	0	0
Kervin Arriaga	RB	35	0	0	1	0	0	0
Dayne St. Clair	GK	90	0	0	0	0	0	0
16 Players		989	2	2	20	6	4	1

Player	Min	SoTA	GA	Saves	Save%
Dayne St. Clair	90	5	1	4	80.0

Portland Timbers	Pos	Min	Gls	Ast	Sh	SoT	YC	RC
Felipe Mora	FW	57	0	0	1	0	0	0
Eric Miller	WB	33	0	0	0	0	0	0
Jonathan Rodriguez	FW	90	1	0	2	1	1	0
Evander	CM	90	0	0	1	0	1	0
David Ayala	CM	68	0	1	0	0	0	0
Antony	CM	22	0	0	1	0	0	0
Cristhian Paredes	CM	57	0	0	0	0	0	0
Diego Chará	CM	33	0	0	1	0	1	0
Dairon Asprilla	WB	84	0	0	0	0	1	0
Eryk Williamson	FW	6	0	0	1	1	0	0
Juan David Mosquera	WB	90	0	0	1	1	0	0
Kamal Miller	CB	90	0	0	0	0	0	0
Dario Župarić	CB	90	0	0	1	0	0	0
Miguel Araujo	CB	84	0	0	0	0	1	0
Nathan Fogaça	CB	6	0	0	2	2	0	0
Maxime Crépeau	GK	90	0	0	0	0	0	0
16 Players		990	1	1	11	5	5	0

Player	Min	SoTA	GA	Saves	Save%
Maxime Crépeau	90	6	2	4	66.7

PORTLAND TIMBERS 2, SPORTING KANSAS CITY 1

May 25, 2024 at Providence Park in Portland, Oregon

Sporting KC	0	1	-	1
Portland	0	2	-	2

SCORING

POR - Mora (Evander) 51'
 SKC - Rodriguez (Pulido) 62'
 POR - Evander (Mora) 79'

CAUTIONS

SKC - Rodriguez 41'

	POR	SKC
Possession	43%	57%
Shots	11	6
Shots on Target	4	2
Saves	1	2
Fouls	13	8
Offsides	1	3
Corner Kicks	3	2

Portland Timbers	Pos	Min	Gls	Ast	Sh	SoT	YC	RC
Felipe Mora	FW	87	1	1	4	1	0	0
Dairon Asprilla	RM	3	0	0	0	0	0	0
Evander	FW	89	1	1	1	1	0	0
Claudio Bravo	LB	1	0	0	0	0	0	0
Jonathan Rodríguez	LM	90	0	0	3	1	0	0
David Ayala	CM	74	0	0	0	0	0	0
Cristhian Paredes	CM	16	0	0	0	0	0	0
Diego Chará	CM	90	0	0	0	0	0	0
Antony	RM	90	0	0	0	0	0	0
Kamal Miller	LB	90	0	0	1	0	0	0
Dario Župarić	CB	90	0	0	0	0	0	0
Miguel Araujo	CB	90	0	0	1	1	0	0
Juan David Mosquera	RB	87	0	0	1	0	0	0
Eric Miller	RB	3	0	0	0	0	0	0
Maxime Crépeau	GK	90	0	0	0	0	0	0
15 Players		990	2	2	11	4	0	0

Player	Min	SoTA	GA	Saves	Save%
Maxime Crépeau	90	2	1	1	50.0

Sporting KC	Pos	Min	Gls	Ast	Sh	SoT	YC	RC
Alan Pulido	FW	90	0	1	1	0	0	0
Dániel Sallói	LW	74	0	0	0	0	0	0
Marinos Tzionis	LW	16	0	0	0	0	0	0
Johnny Russell	RW	90	0	0	2	1	0	0
Erik Thommy	LM	17	0	0	0	0	0	0
Felipe Hernandez	LM	73	0	0	0	0	0	0
Nemanja Radoja	CM	90	0	0	0	0	0	0
Memo Rodriguez	RM	87	1	0	1	1	1	0
William Agada	RM	3	0	0	2	0	0	0
Tim Leibold	LB	74	0	0	0	0	0	0
Zorhan Bassong	LB	16	0	0	0	0	0	0
Andreu Fontàs	CB	90	0	0	0	0	0	0
Daniel Rosero	CB	90	0	0	0	0	0	0
Jake Davis	RB	87	0	0	0	0	0	0
Stephen Afrifa	RB	3	0	0	0	0	0	0
Tim Melia	GK	90	0	0	0	0	0	0
16 Players		990	1	1	6	2	1	0

Player	Min	SoTA	GA	Saves	Save%
Tim Melia	90	4	2	2	50.0

PORTLAND TIMBERS 2, AUSTIN FC 0

May 29, 2024 at Q2 Stadium in Austin, Texas

Portland	1	1	-	2
Austin	0	0	-	0

SCORING

POR - Evander 45+3'
 POR - Rodriguez (PK) 66'

CAUTIONS

ATX - Zardes 47'
 ATX - Jimenez 50'
 ATX - Hines-Ike 64'
 ATX - Rubio 74'
 ATX - Pereira 77'
 POR - Paredes 90+2'

	ATX	POR
Possession	63%	37%
Shots	14	7
Shots on Target	2	2
Saves	1	2
Fouls	12	15
Offsides	2	2
Corner Kicks	3	3

Austin FC	Pos	Min	Gls	Ast	Sh	SoT	YC	RC
Gyasi Zardes	FW	90	0	0	2	0	1	0
Owen Wolff	LM	90	0	0	1	1	0	0
Sebastián Driussi	CM	59	0	0	3	1	0	0
Diego Rubio	CM	31	0	0	0	0	1	0
Daniel Pereira	CM	90	0	0	3	0	1	0
Jáder Obrian	RM	79	0	0	0	0	0	0
Ethan Finlay	RM	11	0	0	0	0	0	0
Jhojan Valencia	DM	59	0	0	1	0	0	0
Alexander Ring	CM	31	0	0	0	0	0	0
Guilherme Biro	LB	79	0	0	1	0	0	0
Žan Kolmanič	LB	11	0	0	0	0	0	0
Brendan Hines-Ike	CB	90	0	0	3	0	1	0
Leo Väisänen	CB	90	0	0	0	0	0	0
Hector Jiménez	RB	59	0	0	0	0	1	0
CJ Fodrey	LM	31	0	0	0	0	0	0
Brad Stuver	GK	90	0	0	0	0	0	0
16 Players		990	0	0	14	2	5	0

Player	Min	SoTA	GA	Saves	Save%
Brad Stuver	90	3	2	1	66.7

Portland Timbers	Pos	Min	Gls	Ast	Sh	SoT	YC	RC
Jonathan Rodríguez	FW	90	1	0	2	0	0	0
Antony	LW	84	0	0	0	0	0	0
Santiago Moreno	RW	6	0	0	0	0	0	0
Dairon Asprilla	RW	59	0	0	0	0	0	0
Felipe Mora	FW	31	0	0	2	1	0	0
Evander	AM	90	1	0	2	1	0	0
David Ayala	DM	84	0	0	0	0	0	0
Eryk Williamson	DM	6	0	0	0	0	0	0
Diego Chará	DM	58	0	0	0	0	0	0
Cristhian Paredes	DM	32	0	0	0	0	1	0
Kamal Miller	LB	90	0	0	1	0	0	0
Dario Župarić	CB	90	0	0	0	0	0	0
Miguel Araujo	CB	90	0	0	0	0	0	0
Juan David Mosquera	RB	58	0	0	0	0	0	0
Eric Miller	RB	32	0	0	0	0	0	0
James Pantemis	GK	90	0	0	0	0	0	0
16 Players		990	2	0	7	2	1	0

Player	Min	SoTA	GA	Saves	Save%
James Pantemis	90	3	0	2	100.0

PORTLAND TIMBERS 2, HOUSTON DYNAMO 2 (DRAW)

June 1, 2024 at Providence Park in Portland, Oregon

Houston	1	1	-	2
Portland	1	1	-	2

SCORING

HOU - Kowalczyk 8'
 POR - Mora (Rodriguez) 37'
 HOU - Carrasquilla (Herrera) 50'
 POR - Fogaca (Evander) 76'

CAUTIONS

HOU - Escobar 26'
 HOU - Bassi 52'
 HOU - Herrera 53'
 POR - Zuparic 67'
 POR - Evander 71'
 POR - Chara 72'
 HOU - Micael 76'
 POR - Williamson 82'
 HOU - Dorsey 90+5'
 HOU - Raines 90+7'

	POR	HOU
Possession	45%	55%
Shots	15	7
Shots on Target	3	3
Saves	1	1
Fouls	19	12
Offsides	1	5
Corner Kicks	7	8

Portland Timbers	Pos	Min	Gls	Ast	Sh	SoT	YC	RC
Felipe Mora	FW	45	1	0	1	1	0	0
Antony	LW	45	0	0	0	0	0	0
Jonathan Rodríguez	FW	90	0	1	4	0	0	0
Santiago Moreno	RW	81	0	0	1	0	0	0
Eryk Williamson	RW	9	0	0	0	0	1	0
Evander	AM	90	0	1	3	0	1	0
Cristhian Paredes	DM	61	0	0	0	0	0	0
David Ayala	DM	29	0	0	1	0	0	0
Diego Chará	DM	74	0	0	0	0	1	0
Nathan Fogaça	DM	16	1	0	2	1	0	0
Claudio Bravo	LB	61	0	0	0	0	0	0
Miguel Araujo	LB	29	0	0	0	0	0	0
Kamal Miller	CB	90	0	0	1	0	0	0
Dario Župarić	CB	90	0	0	1	1	1	0
Juan David Mosquera	RB	90	0	0	1	0	0	0
Maxime Crépeau	GK	90	0	0	0	0	0	0
16 Players		990	2	2	15	3	4	0

Player	Min	SoTA	GA	Saves	Save%
Maxime Crépeau	90	3	2	1	33.3

Houston Dynamo	Pos	Min	Gls	Ast	Sh	SoT	YC	RC
Sebastian Kowalczyk	FW	89	1	0	1	1	0	0
Erik Sviatchenko	FW	1	0	0	0	0	0	0
Latif Blessing	LM	56	0	0	0	0	0	0
Aliyu Ibrahim	LM	34	0	0	1	1	0	0
Amine Bassi	CM	86	0	0	3	0	1	0
Brooklyn Raines	CM	4	0	0	0	0	1	0
Héctor Herrera	CM	90	0	1	0	0	1	0
Adalberto Carrasquilla	RM	90	1	0	1	1	0	0
Artur	DM	90	0	0	0	0	0	0
Daniel Steres	LB	90	0	0	0	0	0	0
Micael	CB	90	0	0	1	0	1	0
Ethan Bartlow	CB	90	0	0	0	0	0	0
Franco Escobar	RB	86	0	0	0	0	1	0
Griffin Dorsey	RB	4	0	0	0	0	1	0
Andrew Tarbell	GK	90	0	0	0	0	0	0
15 Players		990	2	1	7	3	6	0

Player	Min	SoTA	GA	Saves	Save%
Andrew Tarbell	90	3	2	1	33.3

ST LOUIS CITY 0, PORTLAND TIMBERS 0 (DRAW)

June 8, 2024 at Citypark in St. Louis, Missouri

Portland	0	0	-	0
St Louis	0	0	-	0

SCORING

None

CAUTIONS

STL - Markanich 45+2'
 STL - Nilsson 45+4'
 STL - Kijima 51'
 POR - Zuparic 53'
 STL - Pompeu 67'
 STL - Durkin 81'
 STL - Totland 82'
 POR - Mora 82'

	STL	POR
Possession	54%	46%
Shots	15	7
Shots on Target	2	2
Saves	2	2
Fouls	21	11
Offsides	3	1
Corner Kicks	6	4

St Louis City	Pos	Min	Gls	Ast	Sh	SoT	YC	RC
Klauss	FW	90	0	0	2	0	0	0
Célio Pompeu	LW	90	0	0	2	1	1	0
Indiana Vassilev	RW	69	0	0	0	0	0	0
Aziel Jackson	RW	21	0	0	0	0	0	0
Hosei Kijima	AM	79	0	0	2	0	1	0
Samuel Adeniran	AM	11	0	0	0	0	0	0
Eduard Löwen	DM	90	0	0	4	0	0	0
Chris Durkin	DM	90	0	0	2	0	1	0
Anthony Markanich	LB	69	0	0	0	0	1	0
Akil Watts	LB	21	0	0	0	0	0	0
Joakim Nilsson	CB	49	0	0	0	0	1	0
Joshua Yaro	CB	41	0	0	0	0	0	0
Tim Parker	CB	90	0	0	3	1	0	0
Tomas Totland	RB	90	0	0	0	0	1	0
Roman Bürki	GK	90	0	0	0	0	0	0
15 Players		990	0	0	15	2	6	0

Player	Min	SoTA	GA	Saves	Save%
Roman Bürki	90	2	0	2	100.0

Portland Timbers	Pos	Min	Gls	Ast	Sh	SoT	YC	RC
Nathan Fogaça	FW	59	0	0	1	0	0	0
Felipe Mora	FW	31	0	0	0	0	1	0
Jonathan Rodríguez	LW	90	0	0	2	1	0	0
Antony	RW	59	0	0	0	0	0	0
Cristhian Paredes	RW	31	0	0	0	0	0	0
Santiago Moreno	AM	78	0	0	1	0	0	0
Eric Miller	AM	12	0	0	0	0	0	0
Evander	DM	90	0	0	2	1	0	0
David Ayala	DM	79	0	0	1	0	0	0
Eryk Williamson	DM	11	0	0	0	0	0	0
Claudio Bravo	LB	90	0	0	0	0	0	0
Dario Župarić	CB	90	0	0	0	0	1	0
Zac McGraw	CB	90	0	0	0	0	0	0
Juan David Mosquera	RB	90	0	0	0	0	0	0
James Pantemis	GK	90	0	0	0	0	0	0
15 Players		990	0	0	7	2	2	0

Player	Min	SoTA	GA	Saves	Save%
James Pantemis	90	2	0	2	100.0

PORTLAND TIMBERS 2, SAN JOSE EARTHQUAKES 1

June 19, 2024 at PayPal Park in San Jose, California

Portland	1	1	-	2
San Jose	0	1	-	1

SCORING

POR - Evander 22'
 SJ - Marie 50'
 POR - Rodriguez (Evander) 72'

CAUTIONS

POR - Bravo 48'
 POR - Evander 76'
 POR - Fogaca 87'
 POR - Moreno 89'
 POR - E Miller 90+4'

	SJ	POR
Possession	55%	45%
Shots	18	15
Shots on Target	2	4
Saves	2	1
Fouls	3	11
Offsides	2	1
Corner Kicks	9	2

San Jose Earthquakes	Pos	Min	Gls	Ast	Sh	SoT	YC	RC
Hernán López Muñoz	FW	90	0	0	2	0	0	0
Jeremy Ebobisse	FW	72	0	0	0	0	0	0
Preston Judd	FW	18	0	0	0	0	0	0
Amahl Pellegrino	LM	72	0	0	1	0	0	0
Jack Skahan	LM	18	0	0	0	0	0	0
Jackson Yueill	CM	80	0	0	2	0	0	0
Alfredo Morales	CM	10	0	0	2	0	0	0
Niko Tsakiris	CM	90	0	0	0	0	0	0
Cristian Espinoza	RM	90	0	0	6	0	0	0
Vitor Costa	LB	82	0	0	2	0	0	0
Tommy Thompson	RB	8	0	0	0	0	0	0
Tanner Beason	CB	90	0	0	1	1	0	0
Daniel Munie	CB	90	0	0	1	0	0	0
Carlos Akapo	RB	17	0	0	0	0	0	0
Paul Marie	RB	73	1	0	1	1	0	0
Jacob Jackson	GK	90	0	0	0	0	0	0
16 Players		990	1	0	18	2	0	0

Player	Min	SoTA	GA	Saves	Save%
Jacob Jackson	90	4	2	2	50.0

Portland Timbers	Pos	Min	Gls	Ast	Sh	SoT	YC	RC
Felipe Mora	FW	66	0	0	3	0	0	0
Antony	FW	24	0	0	1	0	0	0
Jonathan Rodríguez	LW	85	1	0	2	2	0	0
Nathan Fogaça	LW	5	0	0	0	0	1	0
Santiago Moreno	RW	88	0	0	2	0	1	0
Dairon Asprilla	RW	2	0	0	0	0	0	0
Evander	AM	90	1	1	3	2	1	0
David Ayala	DM	85	0	0	2	0	0	0
Cristhian Paredes	DM	5	0	0	0	0	0	0
Diego Chará	DM	90	0	0	0	0	0	0
Claudio Bravo	LB	67	0	0	1	0	1	0
Eric Miller	LB	23	0	0	0	0	1	0
Dario Župarić	CB	90	0	0	0	0	0	0
Zac McGraw	CB	90	0	0	0	0	0	0
Juan David Mosquera	RB	90	0	0	1	0	0	0
James Pantemis	GK	90	0	0	0	0	0	0
16 Players		990	2	1	15	4	5	0

Player	Min	SoTA	GA	Saves	Save%
James Pantemis	90	2	1	1	50.0

PORTLAND TIMBERS 2, VANCOUVER WHITECAPS 0

June 22, 2024 at Providence Park in Portland, Oregon

Vancouver	0	0	-	0
Portland	2	0	-	2

SCORING

POR - Rodriguez (Evander) 26'
 POR - Mora (Moreno) 43'

CAUTIONS

VAN - Schopf 34'
 VAN - Blackmon 39'
 VAN - Schopf (2nd Yellow=Red) 52'
 POR - Ayala 55'
 VAN - Berhalter 60'

	POR	VAN
Possession	57%	43%
Shots	14	7
Shots on Target	7	2
Saves	2	5
Fouls	11	12
Offsides	1	4
Corner Kicks	1	4

Portland Timbers	Pos	Min	Gls	Ast	Sh	SoT	YC	RC
Felipe Mora	FW	76	1	0	2	2	0	0
Antony	LW	14	0	0	0	0	0	0
Jonathan Rodríguez	LW	86	1	0	3	3	0	0
Nathan Fogaça	FW	4	0	0	0	0	0	0
Santiago Moreno	RW	86	0	1	2	2	0	0
Dairon Asprilla	RW	4	0	0	1	0	0	0
Evander	AM	86	0	1	4	0	0	0
Eryk Williamson	AM	4	0	0	1	0	0	0
David Ayala	DM	63	0	0	1	0	1	0
Cristhian Paredes	DM	27	0	0	0	0	0	0
Diego Chará	DM	90	0	0	0	0	0	0
Claudio Bravo	LB	90	0	0	0	0	0	0
Dario Župarić	CB	90	0	0	0	0	0	0
Zac McGraw	CB	90	0	0	0	0	0	0
Juan David Mosquera	RB	90	0	0	0	0	0	0
James Pantemis	GK	90	0	0	0	0	0	0
16 Players		990	2	2	14	7	1	0

Player	Min	SoTA	GA	Saves	Save%
James Pantemis	90	2	0	2	100.0

Vancouver Whitecaps	Pos	Min	Gls	Ast	Sh	SoT	YC	RC
Ryan Gauld	FW	90	0	0	1	1	0	0
Fafà Picault	FW	45	0	0	1	0	0	0
Brian White	FW	27	0	0	0	0	0	0
Damir Kreilach	FW	18	0	0	0	0	0	0
Giuseppe Bovalina	LW	45	0	0	2	0	0	0
Ryan Raposo	WB	45	0	0	0	0	0	0
Sebastian Berhalter	RW	90	0	0	0	0	1	0
Alessandro Schöpf	CM	51	0	0	1	1	2	1
Pedro Vite	CM	90	0	0	0	0	0	0
Mathías Laborda	DM	76	0	0	0	0	0	0
Levonte Johnson	CB	14	0	0	0	0	0	0
Tristan Blackmon	CB	90	0	0	1	0	1	0
Ranko Veselinović	CB	90	0	0	0	0	0	0
Javain Brown	CB	63	0	0	0	0	0	0
Luís Martins	WB	27	0	0	1	0	0	0
Yohei Takaoka	GK	90	0	0	0	0	0	0
16 Players		951	0	0	7	2	4	1

Player	Min	SoTA	GA	Saves	Save%
Yohei Takaoka	90	7	2	5	71.4

PORTLAND TIMBERS 3, MINNESOTA UNITED 2

June 29, 2024 at Providence Park in Portland, Oregon

Minnesota	2	0	-	2
Portland	1	2	-	3

SCORING

- MIN - Hlongwant 29'
- MIN - Sangbin (Hlongwane) 38'
- POR - Evander (PK) 45+8'
- POR - Moreno (Evander) 73'
- POR - Rodriguez (Asprilla) 90+2'

CAUTIONS

None

	POR	MIN
Possession	67%	33%
Shots	25	6
Shots on Target	12	4
Saves	2	10
Fouls	9	8
Offsides	1	4
Corner Kicks	11	1

Portland Timbers	Pos	Min	Gls	Ast	Sh	SoT	YC	RC
Felipe Mora	FW	89	0	0	7	2	0	0
Cristhian Paredes	FW	1	0	0	0	0	0	0
Jonathan Rodríguez	LW	90	1	0	4	2	0	0
Santiago Moreno	RW	90	1	0	4	2	0	0
Evander	AM	90	1	1	4	2	0	0
David Ayala	DM	69	0	0	1	1	0	0
Eryk Williamson	DM	21	0	0	0	0	0	0
Diego Chará	DM	90	0	0	0	0	0	0
Claudio Bravo	LB	69	0	0	2	0	0	0
Antony	LB	21	0	0	1	1	0	0
Dario Župarić	CB	90	0	0	0	0	0	0
Zac McGraw	CB	45	0	0	1	1	0	0
Eric Miller	CB	45	0	0	1	1	0	0
Juan David Mosquera	RB	73	0	0	0	0	0	0
Dairon Asprilla	RB	17	0	1	0	0	0	0
James Pantemis	GK	90	0	0	0	0	0	0
16 Players		990	3	2	25	12	0	0

Player	Min	SoTA	GA	Saves	Save%
James Pantemis	90	4	2	2	50.0

Minnesota United	Pos	Min	Gls	Ast	Sh	SoT	YC	RC
Jeong Sangbin	FW	90	1	0	1	1	0	0
B Hlongwane	FW	89	1	1	3	2	0	0
Rory O'Driscoll	FW	1	0	0	0	0	0	0
Joseph Rosales	CM	90	0	0	0	0	0	0
Moses Nyeman	CM	90	0	0	0	0	0	0
Robin Lod	CM	90	0	0	2	1	0	0
Devin Padelford	LB	90	0	0	0	0	0	0
Miguel Tapias	CB	90	0	0	0	0	0	0
Michael Boxall	CB	90	0	0	0	0	0	0
D.J. Taylor	CB	89	0	0	0	0	0	0
J Adebayo-Smith	FW	1	0	0	0	0	0	0
Caden Clark	RB	90	0	0	0	0	0	0
Clint Irwin	GK	90	0	0	0	0	0	0
13 Players		990	2	1	6	4	0	0

Player	Min	SoTA	GA	Saves	Save%
Clint Irwin	90	13	3	10	84.6

FC DALLAS 3, PORTLAND TIMBERS 2

July 4, 2024 at Toyota Park in Frisco, Texas

Portland	1	1	-	2
Dallas	0	3	-	3

SCORING

- POR - Antony 8'
- DAL - Musa (Ntsabeleng) 49'
- DAL - Tafari (Lleget) 61'
- POR - Evander (Antony) 63'
- DAL - Own Goal (Paredes) 87'

CAUTIONS

- DAL - Llarramendi 22'
- DAL - Kamungo 90'
- DAL - Twumasi 90+4'
- DAL - Lbeagha 90+9'
- POR - Evander 90+9'

	DAL	POR
Possession	66%	34%
Shots	16	13
Shots on Target	4	5
Saves	3	2
Fouls	17	10
Offsides	1	2
Corner Kicks	7	1

FC Dallas	Pos	Min	Gls	Ast	Sh	SoT	YC	RC
Petar Musa	FW	90	1	0	6	1	0	0
Tomas Pondevca	AM	61	0	0	0	0	0	0
Logan Farrington	AM	29	0	0	2	2	0	0
Tsiki Ntsabeleng	AM	84	0	1	1	0	0	0
Eugene Ansah	AM	6	0	0	0	0	0	0
Asier Illarramendi	CM	90	0	0	3	0	1	0
Sebastian Lletget	CM	90	0	1	0	0	0	0
Marco Farfan	WB	84	0	0	0	0	0	0
Ema Twumasi	WB	6	0	0	0	0	1	0
Paul Arriola	WB	77	0	0	2	0	0	0
Bernard Kamungo	WB	13	0	0	0	0	1	0
Sam Junqua	CB	90	0	0	0	0	0	0
Nkosi Tafari	CB	90	1	0	2	1	0	0
Sebastien Ibeagha	CB	90	0	0	0	0	1	0
Maarten Paes	GK	90	0	0	0	0	0	0
15 Players		990	2	2	16	4	4	0

Player	Min	SoTA	GA	Saves	Save%
Maarten Paes	90	5	2	3	60.0

Portland Timbers	Pos	Min	Gls	Ast	Sh	SoT	YC	RC
Jonathan Rodríguez	FW	84	0	0	4	0	0	0
Nathan Fogaça	LW	6	0	0	1	0	0	0
Antony	LW	90	1	1	2	2	0	0
Santiago Moreno	RW	57	0	0	0	0	0	0
Felipe Mora	FW	33	0	0	0	0	0	0
Evander	AM	90	1	0	5	3	1	0
David Ayala	DM	58	0	0	0	0	0	0
Eryk Williamson	DM	32	0	0	0	0	0	0
Cristhian Paredes	DM	90	0	0	1	0	0	0
Claudio Bravo	LB	87	0	0	0	0	0	0
Sawyer Jura	LB	3	0	0	0	0	0	0
Dario Župarić	CB	90	0	0	0	0	0	0
Miguel Araujo	CB	90	0	0	0	0	0	0
Juan David Mosquera	RB	58	0	0	0	0	0	0
Diego Chará	RB	32	0	0	0	0	0	0
James Pantemis	GK	90	0	0	0	0	0	0
16 Players		990	2	1	13	5	1	0

Player	Min	SoTA	GA	Saves	Save%
James Pantemis	90	4	3	2	25.0

PORTLAND TIMBERS 4, NASHVILLE SC 1

July 7, 2024 at Providence Park in Portland, Oregon

Nashville	0	1	-	1
Portland	4	0	-	4

SCORING

POR - Mora (Rodriguez) 18'
 POR - Rodriguez (Mosquera) 21'
 POR - Rodriguez (Moreno) 24'
 POR - Williamson (Moreno) 29'
 NAS - Surridge (Moore) 82'

CAUTIONS

NAS - Anunga (Red) 35'
 NAS - Kallman 90+4'

	POR	NAS
Possession	53%	47%
Shots	18	12
Shots on Target	8	3
Saves	2	4
Fouls	10	11
Offsides	1	3
Corner Kicks	3	3

Portland Timbers	Pos	Min	Gls	Ast	Sh	SoT	YC	RC
Felipe Mora	FW	90	1	0	4	2	0	0
Jonathan Rodríguez	LW	90	2	1	4	3	0	0
Santiago Moreno	RW	75	0	2	2	0	0	0
Cristhian Paredes	RW	15	0	0	0	0	0	0
Eryk Williamson	AM	84	1	0	1	1	0	0
Victor Enriquez	AM	6	0	0	0	0	0	0
David Ayala	DM	45	0	0	0	0	0	0
Antony	DM	45	0	0	3	2	0	0
Diego Chará	DM	90	0	0	0	0	0	0
Claudio Bravo	LB	90	0	0	1	0	0	0
Dario Župarić	CB	61	0	0	0	0	0	0
Zac McGraw	CB	29	0	0	0	0	0	0
Miguel Araujo	CB	90	0	0	1	0	0	0
Juan David Mosquera	RB	61	0	1	1	0	0	0
Eric Miller	RB	29	0	0	1	0	0	0
James Pantemis	GK	90	0	0	0	0	0	0
16 Players		990	4	4	18	8	0	0

Player	Min	SoTA	GA	Saves	Save%
James Pantemis	90	3	1	2	66.7

Nashville SC	Pos	Min	Gls	Ast	Sh	SoT	YC	RC
Forster Ajago	FW	62	0	0	2	0	0	0
Teal Bunbury	FW	28	0	0	0	0	0	0
Sam Surridge	LW	90	1	0	3	2	0	0
Alex Muyl	RW	90	0	0	1	0	0	0
Hany Mukhtar	AM	77	0	0	3	1	0	0
Tyler Boyd	AM	13	0	0	0	0	0	0
Brian Anunga	DM	34	0	0	0	0	0	1
Dru Yearwood	DM	62	0	0	0	0	0	0
Amar Sejdic	DM	28	0	0	0	0	0	0
Daniel Lovitz	LB	45	0	0	0	0	0	0
Josh Bauer	LB	45	0	0	1	0	0	0
Jack Maher	CB	90	0	0	1	0	0	0
Walker Zimmerman	CB	72	0	0	0	0	0	0
Brent Kallman	CB	18	0	0	0	0	1	0
Shaquell Moore	RB	90	0	1	1	0	0	0
Joe Willis	GK	90	0	0	0	0	0	0
16 Players		934	1	1	12	3	1	1

Player	Min	SoTA	GA	Saves	Save%
Joe Willis	90	8	4	4	50.0

PORTLAND TIMBERS 3, REAL SALT LAKE 0

July 13, 2024 at Providence Park in Portland, Oregon

Real Salt Lake	0	0	-	0
Portland	1	2	-	3

SCORING

POR - Mora (Moreno) 2'
 POR - Moreno (Evander) 48'
 POR - Evander (Antony) 90'

CAUTIONS

POR - Chara 7'
 POR - Rodriguez 7'
 RSL - Arango 23'
 POR - Mora 23'
 RSL - Gomez 24'
 RSL - Ojeda 37'
 RSL - Crooks 56'
 RSL - Luna 63'
 POR - Bravo 86'

	POR	RSL
Possession	42%	58%
Shots	20	11
Shots on Target	7	3
Saves	3	4
Fouls	11	21
Offsides	1	2
Corner Kicks	6	2

Portland Timbers	Pos	Min	Gls	Ast	Sh	SoT	YC	RC
Felipe Mora	FW	88	1	0	6	1	1	0
Nathan Fogaça	FW	2	0	0	0	0	0	0
Jonathan Rodríguez	LW	90	0	0	4	2	1	0
Santiago Moreno	RW	83	1	1	3	2	0	0
Antony	RW	7	0	1	0	0	0	0
Evander	AM	90	1	1	5	1	0	0
Diego Chará	DM	74	0	0	0	0	1	0
David Ayala	DM	16	0	0	0	0	0	0
Eryk Williamson	DM	88	0	0	0	0	0	0
Cristhian Paredes	DM	2	0	0	0	0	0	0
Claudio Bravo	LB	88	0	0	0	0	1	0
Eric Miller	LB	2	0	0	0	0	0	0
Dario Župarić	CB	90	0	0	0	0	0	0
Miguel Araujo	CB	90	0	0	0	0	0	0
Juan David Mosquera	RB	90	0	0	2	1	0	0
James Pantemis	GK	90	0	0	0	0	0	0
16 Players		990	3	3	20	7	4	0

Player	Min	SoTA	GA	Saves	Save%
James Pantemis	90	3	0	3	100.0

Real Salt Lake	Pos	Min	Gls	Ast	Sh	SoT	YC	RC
Cristian Arango	FW	90	0	0	5	1	1	0
Diego Luna	LW	62	0	0	0	0	1	0
Anderson Julio	LW	28	0	0	2	0	0	0
Carlos Gómez	RW	70	0	0	1	1	1	0
Matthew Bell	RW	20	0	0	0	0	0	0
Matt Crooks	AM	77	0	0	1	0	1	0
Maikel Chang	AM	13	0	0	0	0	0	0
Braian Ojeda	DM	90	0	0	0	0	1	0
Emeka Eneli	DM	62	0	0	0	0	0	0
Nelson Palacio	DM	28	0	0	0	0	0	0
Alexandros Katranis	LB	90	0	0	2	1	0	0
Brayan Vera	CB	62	0	0	0	0	0	0
Bryan Oviedo	CB	28	0	0	0	0	0	0
Bode Davis	CB	90	0	0	0	0	0	0
Andrew Brody	RB	90	0	0	0	0	0	0
Zac MacMath	GK	90	0	0	0	0	0	0
16 Players		990	0	0	11	3	5	0

Player	Min	SoTA	GA	Saves	Save%
Zac MacMath	90	7	3	4	57.1

LOS ANGELES GALAXY 3, PORTLAND TIMBERS 2

July 20, 2024 at Dignity Health Sports Park in Carson, California

Portland	0	2	-	2
LA Galaxy	1	2	-	3

SCORING

LAG - Chaves (Paintsil) 38'
 LAG - Puig (Paintsil) 48'
 POR - Rodriguez (Evander) 52'
 LAG - Paintsil (Fagundez) 58'
 POR - Moreno (Bravo) 73'

CAUTIONS

POR - Evander 14'
 POR - Chara 41'
 POR - Zuparic 62'
 LAG - Nelson 90'
 POR - K Miller 90+5'
 LAG - Berry 90+6'
 POR - Rodriguez 90+9'

	LAG	POR
Possession	52%	48%
Shots	16	15
Shots on Target	6	4
Saves	2	3
Fouls	6	13
Offsides	5	0
Corner Kicks	4	6

Los Angeles Galaxy	Pos	Min	Gls	Ast	Sh	SoT	YC	RC
Joseph Paintsil	FW	85	1	2	4	2	0	0
Carlos Garcés	FW	5	0	0	0	0	0	0
Diego Fagúndez	LW	89	0	1	0	0	0	0
Miguel Berry	LW	1	0	0	0	0	1	0
Gabriel Chaves	RW	90	1	0	6	2	0	0
Riqui Puig	AM	90	1	0	6	2	0	0
Edwin Cerrillo	DM	90	0	0	0	0	0	0
Marky Delgado	DM	90	0	0	0	0	0	0
John Nelson	LB	90	0	0	0	0	1	0
Maya Yoshida	CB	90	0	0	0	0	0	0
Martín Cáceres	CB	90	0	0	0	0	0	0
Miki Yamane	RB	76	0	0	0	0	0	0
Mauricio Cuevas	RB	14	0	0	0	0	0	0
John McCarthy	GK	90	0	0	0	0	0	0
14 Players		990	3	3	16	6	2	0

Player	Min	SoTA	GA	Saves	Save%
John McCarthy	90	4	2	2	50.0

Portland Timbers	Pos	Min	Gls	Ast	Sh	SoT	CrdY	CrdR
Felipe Mora	FW	63	0	0	0	0	0	0
Antony	LW	27	0	0	1	0	0	0
Jonathan Rodríguez	LW	90	1	0	3	2	1	0
Santiago Moreno	RW	85	1	0	4	1	0	0
Nathan Fogaça	FW	5	0	0	0	0	0	0
Evander	AM	90	0	1	5	1	1	0
Diego Chará	DM	63	0	0	0	0	1	0
Cristhian Paredes	DM	27	0	0	0	0	0	0
Eryk Williamson	DM	90	0	0	0	0	0	0
Claudio Bravo	LB	80	0	1	2	0	0	0
Zac McGraw	CB	10	0	0	0	0	0	0
Dario Župarić	CB	63	0	0	0	0	1	0
Kamal Miller	CB	27	0	0	0	0	1	0
Miguel Araujo	CB	90	0	0	1	0	0	0
Juan David Mosquera	RB	90	0	0	0	0	0	0
James Pantemis	GK	90	0	0	0	0	0	0
16 Players		990	2	2	16	4	5	0

Player	Min	SoTA	GA	Saves	Save%
James Pantemis	90	6	3	3	50.0

PORTLAND TIMBERS 2, LEON 1

July 28, 2024 at Providence Park in Portland, Oregon

Leon	1	0	-	1
Portland	1	1	-	2

SCORING

LEO - Silva (Cadiz) 12'
 POR - McGraw (Evander) 41'
 POR - McGraw (Evander) 90'

CAUTIONS

POR - Williamson 20'
 LEO - Silva 33'
 POR - E Miller 45+2'
 POR - McGraw 58'

	LEO	POR
Possession	48%	52%
Shots	13	14
Shots on Target	4	3
Saves	1	3
Fouls	21	17
Offsides	0	2
Corner Kicks	5	3

Portland Timbers	Pos	Min	Gls	Ast	Sh	SoT	YC	RC
Felipe Mora	FW	90	0	0	1	1	0	0
Jonathan Rodríguez	MF	82	0	0	3	0	0	0
Mason Toye	-	8	0	0	1	0	0	0
Evander	MF	90	0	2	4	0	0	0
Antony	MF	68	0	0	1	1	0	0
David Ayala	-	22	0	0	0	0	0	0
Diego Chara	MF	90	0	0	0	0	0	0
Eryk Williamson	MF	68	0	0	1	0	1	0
Santiago Moreno	-	22	0	0	0	0	0	0
Kamal Miller	DF	69	0	0	0	0	0	0
Claudio Bravo	-	21	0	0	0	0	0	0
Dario Zuparic	DF	90	0	0	0	0	0	0
Zac McGraw	DF	90	2	0	2	2	1	0
Eric Miller	DF	56	0	0	0	0	1	0
Juan Mosquera	-	34	0	0	0	0	0	0
Maxime Crepeau	GK	90	0	0	0	0	0	0

Player	Min	SoTA	GA	Saves	Save%
Maxime Crepeau	90	4	1	3	75.0

Leon	Pos	Min	Gls	Ast	Sh	SoT	YC	RC
Jhonder Cádiz	FW	90	0	1	2	0	0	0
Jesus Hernández	MF	45	0	0	1	0	0	0
Aandres Guardado	-	45	0	0	0	0	0	0
Alan Medina	MF	90	1	0	4	1	1	0
Jordy Alcívar	MF	90	0	0	1	1	0	0
Jose Alvarado	MF	86	0	0	3	1	0	0
Oswaldo Rodríguez	-	4	0	0	0	0	0	0
Fidel Ambríz	MF	84	0	0	0	0	0	0
Adonis Frias	-	6	0	0	0	0	0	0
Paul Bellón	DF	89	0	0	0	0	0	0
Victor Barajas	-	1	0	0	0	0	0	0
Edgar Guerra	DF	90	0	0	1	1	0	0
Jaine Barreiro	DF	90	0	0	1	0	0	0
Salvador Reyes	DF	89	0	0	0	0	0	0
Hector Uribe	-	1	0	0	0	0	0	0
Alfonso Blanco	GK	90	0	0	0	0	0	0

Player	Min	SoTA	GA	Saves	Save%
Alfonso Blanco	90	3	2	1	33.3

PORTLAND TIMBERS 4, COLORADO RAPIDS 0

August 1, 2024 at Providence Park in Portland, Oregon

Colorado	0	0	-	0
Portland	1	3	-	4

SCORING

- POR - Atony (Mora) 30'
- POR - Ayala (Paredes) 52'
- POR - Toye (Mosquera) 69'
- POR - Moreno (Evander) 71'

CAUTIONS

- COL - Maxso 31'
- POR - Crepeau 83'
- POR - Paredes 84'

	POR	COL
Possession	55%	45%
Shots	15	11
Shots on Target	5	4
Saves	4	1
Fouls	4	11
Offsides	1	5
Corner Kicks	3	3

Portland Timbers	Pos	Mins	G	A	S	SOT	YC	RC
Felipe Mora	FW	45	0	1	1	0	0	0
Mason Toye	-	45	1	0	1	1	0	0
Evander	MF	90	0	1	3	1	0	0
Jonathan Rodríguez	MF	90	0	0	2	0	0	0
David Ayala	MF	75	1	0	1	1	0	0
Eryk Williamson	-	15	0	0	0	0	0	0
Cristhian Paredes	MF	90	0	1	2	0	1	0
Santiago Moreno	MF	52	1	0	4	1	0	0
Antony	-	38	1	0	1	1	0	0
Juan Mosquera	DF	75	0	1	0	0	0	0
Eric Miller	-	15	0	0	0	0	0	0
Miguel Araujo	DF	90	0	0	0	0	0	0
Claudio Bravo	DF	90	0	0	0	0	0	0
Kamal Miller	DF	82	0	0	0	0	0	0
Larrys Mabilia	-	8	0	0	0	0	0	0
Maxime Crepeau	GK	90	0	0	0	0	0	0

Player	Min	SoTA	GA	Saves	Save%
Maxime Crepeau	90	4	0	4	100.0

Player	Pos	Mins	G	A	S	SOT	YC	RC
Rafael Navarro	FW	90	0	0	3	1	0	0
Cole Bassett	MF	75	0	0	2	0	0	0
Jasper Löffelsend	-	15	0	0	0	0	0	0
Connor Ronan	MF	75	0	0	0	0	0	0
Wayne Frederick	-	15	0	0	1	1	0	0
Jonathan Lewis	MF	74	0	0	1	0	0	0
Jackson Travis	-	16	0	0	0	0	0	0
Omír Fernández	MF	66	0	0	1	1	0	0
Calvin Harris	-	24	0	0	0	0	0	0
Oliver Larraz	MF	60	0	0	0	0	0	0
Darren Yapi	-	30	0	0	1	1	0	0
Moise Bombito	DF	90	0	0	1	0	0	0
Andreas Maxso	DF	90	0	0	0	0	1	0
Keegan Rosenberry	DF	90	0	0	0	0	0	0
Samuel Vines	DF	90	0	0	1	0	0	0
Zack Steffen	GK	90	0	0	0	0	0	0

Player	Min	SoTA	GA	Saves	Save%
Zack Steffen	90	5	4	1	20.0

ST LOUIS CITY 3, PORTLAND TIMBERS 1

August 9, 2024 at CityPark in St Louis, Missouri

Portland	0	1	-	1
St Louis	0	3	-	3

SCORING

- STL - Teuchert 51'
- POR - Bravo 54'
- STL - Hartel (Lowen) 83'
- STL - Becher (Lowen) 88'

CAUTIONS

None

	STL	POR
Possession	44%	56%
Shots	18	12
Shots on Target	5	7
Saves	6	2
Fouls	15	8
Offsides	0	1
Corner Kicks	10	4

St Louis City	Pos	Mins	G	A	S	SOT	YC	RC
Simon Becher	FW	90	1	0	3	1	0	0
Marcel Hartel	MF	90	1	0	2	1	0	0
Cedric Teuchert	MF	89	1	0	4	2	0	0
John Klein III	-	1	0	0	0	0	0	0
Nokkvi Thórisson	MF	72	0	0	2	1	0	0
Indiana Vassilev	-	18	0	0	0	0	0	0
Eduard Löwen	MF	90	0	2	2	0	0	0
Chris Durkin	MF	90	0	0	2	0	0	0
Kyle Hiebert	DF	64	0	0	1	0	0	0
Jake Girdwood-Reich	-	26	0	0	0	0	0	0
Josh Yaro	DF	90	0	0	2	0	0	0
Jayden Reid	DF	90	0	0	0	0	0	0
Tomas Totland	DF	90	0	0	0	0	0	0
Roman Burki	GK	90	0	0	0	0	0	0

Player	Min	SoTA	GA	Saves	Save%
Roman Burki	90	7	1	6	85.7

Portland Timbers	Pos	Mins	G	A	S	SOT	YC	RC
Felipe Mora	FW	59	0	0	2	1	0	0
Antony	-	31	0	0	0	0	0	0
Santiago Moreno	MF	90	0	0	0	0	0	0
Evander	MF	12	0	0	0	0	0	0
David Ayala	-	78	0	0	1	1	0	0
Jonathan Rodríguez	MF	90	0	0	4	1	0	0
Diego Chara	MF	86	0	0	0	0	0	0
Cristhian Paredes	-	4	0	0	0	0	0	0
Eryk Williamson	MF	59	0	0	0	0	0	0
Mason Toye	-	31	0	0	1	1	0	0
Claudio Bravo	DF	90	1	0	1	1	0	0
Zac McGraw	DF	90	0	0	2	1	0	0
Juan Mosquera	DF	90	0	0	1	1	0	0
Dario Zuparic	DF	90	0	0	0	0	0	0
Maxime Crepeau	GK	90	0	0	0	0	0	0

Player	Min	SoTA	GA	Saves	Save%
Maxime Crepeau	90	5	3	2	40.0

PORTLAND TIMBERS 4, ST LOUIS CITY 4 (DRAW)

August 24, 2024 at Providence Park in Portland, Oregon

St Louis	3	1	-	4
Portland	1	3	-	4

SCORING

STL - Becher (Hartel) 10'
 STL - Lowen (PK) 36'
 POR - Rodriguez (Mora) 39'
 STL - Teuchert (Hartel) 45+2'
 POR - Mora (Evander) 57'
 STL - Thorisson (Teuchert) 58'
 POR - Mora 64'
 POR - Evander 90+9'

CAUTIONS

POR - Araujo 34'
 STL - Thorisson 50'
 STL - Hartel 60'
 POR - Evander 66'
 POR - Rodriguez 73'
 POR - Williamson 78'
 STL - Horn 89'
 POR - Mora (Red) 90+3'

	POR	STL
Possession	61%	39%
Shots	32	12
Shots on Target	10	5
Saves	2	6
Fouls	12	22
Offsides	1	3
Corner Kicks	12	3

Portland Timbers	Pos	Min	Gls	Ast	Sh	SoT	YC	RC
Felipe Mora	FW	89	2	1	7	3	0	1
Jonathan Rodríguez	LW	90	1	0	6	1	1	0
Santiago Moreno	RW	90	0	0	5	1	0	0
Evander	AM	90	1	1	6	4	1	0
Diego Chará	DM	71	0	0	0	0	0	0
Eryk Williamson	DM	19	0	0	0	0	1	0
David Ayala	DM	85	0	0	2	0	0	0
Mason Toye	DM	5	0	0	0	0	0	0
Claudio Bravo	LB	90	0	0	1	0	0	0
Dario Župarić	CB	90	0	0	1	0	0	0
Miguel Araujo	CB	90	0	0	3	0	1	0
Juan David Mosquera	RB	71	0	0	1	1	0	0
Antony	RB	19	0	0	0	0	0	0
Maxime Crépeau	GK	90	0	0	0	0	0	0
14 Players		989	4	2	32	10	4	1

Player	Min	SoTA	GA	Saves	Save%
Maxime Crépeau	90	6	4	2	50.0

St Louis City	Pos	Min	Gls	Ast	Sh	SoT	YC	RC
Simon Becher	FW	85	1	0	1	1	0	0
Jake Girdwood-Reich	FW	5	0	0	0	0	0	0
Cedric Teuchert	FW	61	1	1	4	1	0	0
Indiana Vassilev	FW	29	0	0	0	0	0	0
Marcel Hartel	LM	90	0	2	1	1	1	0
Eduard Löwen	CM	90	1	0	0	0	0	0
Chris Durkin	CM	90	0	0	1	0	0	0
Nökkvi Þórisson	RM	68	1	0	3	2	1	0
Hosei Kijima	RM	22	0	0	0	0	0	0
Jayden Reid	LB	68	0	0	0	0	0	0
Jannes Horn	LB	22	0	0	1	0	1	0
Kyle Hiebert	CB	90	0	0	0	0	0	0
Henry Kessler	CB	90	0	0	1	0	0	0
Tomas Totland	RB	85	0	0	0	0	0	0
Akil Watts	RB	5	0	0	0	0	0	0
Roman Bürki	GK	90	0	0	0	0	0	0
16 Players		990	4	3	12	5	3	0

Player	Min	SoTA	GA	Saves	Save%
Roman Bürki	90	10	4	6	60.0

PORTLAND TIMBERS 1, SEATTLE SOUNDERS 0

August 31, 2024 at Providence Park in Portland, Oregon

Seattle	0	0	-	0
Portland	0	1	-	1

SCORING

POR - Mosquera (Evander) 55'

CAUTIONS

None

	POR	SEA
Possession	48%	52%
Shots	12	14
Shots on Target	5	2
Saves	2	4
Fouls	9	16
Offsides	1	1
Corner Kicks	5	13

Portland Timbers	Pos	Min	Gls	Ast	Sh	SoT	YC	RC
Mason Toye	FW	84	0	0	5	2	0	0
Eryk Williamson	FW	6	0	0	0	0	0	0
Antony	LW	88	0	0	1	1	0	0
Eric Miller	RB	2	0	0	0	0	0	0
Santiago Moreno	RW	90	0	0	2	0	0	0
Evander	AM	89	0	1	2	1	0	0
Cristhian Paredes	FW	1	0	0	0	0	0	0
David Ayala	DM	90	0	0	1	0	0	0
Diego Chará	DM	90	0	0	0	0	0	0
Claudio Bravo	LB	90	0	0	0	0	0	0
Kamal Miller	CB	90	0	0	0	0	0	0
Dario Župarić	CB	90	0	0	0	0	0	0
Juan David Mosquera	RB	90	1	0	1	1	0	0
Maxime Crépeau	GK	90	0	0	0	0	0	0
14 Players		990	1	1	12	5	0	0

Player	Min	SoTA	GA	Saves	Save%
Maxime Crépeau	90	2	0	2	100.0

Seattle Sounders	Pos	Min	Gls	Ast	Sh	SoT	YC	RC
Jordan Morris	FW	90	0	0	3	1	0	0
Paul Rothrock	LW	55	0	0	0	0	0	0
Georgi Minoungou	LW	35	0	0	0	0	0	0
Pedro De la Vega	RW	55	0	0	1	0	0	0
Raúl Ruidíaz	RW	35	0	0	3	0	0	0
Albert Rusnák	AM	78	0	0	0	0	0	0
Danny Leyva	AM	12	0	0	0	0	0	0
Joshua Atencio	DM	74	0	0	1	1	0	0
Obed Vargas	DM	16	0	0	0	0	0	0
Cristian Roldan	DM	90	0	0	3	0	0	0
Nouhou Tolo	LB	79	0	0	0	0	0	0
Reed Baker-Whiting	LB	11	0	0	0	0	0	0
Jackson Ragen	CB	90	0	0	1	0	0	0
Yeimar Gómez Andrade	CB	90	0	0	1	0	0	0
Alex Roldan	RB	90	0	0	1	0	0	0
Stefan Frei	GK	7	0	0	0	0	0	0
Andrew Thomas	GK	83	0	0	0	0	0	0
17 Players		990	0	0	14	2	0	0

Player	Min	SoTA	GA	Saves	Save%
Stefan Frei	7	2		2	
Andrew Thomas	83	3	1	2	66.7

COLORADO RAPIDS 2, PORTLAND TIMBERS 1

September 14, 2024 at Dick's Sporting Goods Park in Denver, Colorado

Portland	1	0	-	1
Colorado	1	1	-	2

SCORING

COL - Lewis (Mihailovic) 14'
 POR - Ayala (Araujo) 24'
 COL - Navarro (Mihailovic) 71'

CAUTIONS

COL - Harris 65'
 POR - Chara 78'
 COL - Yapi (Red) 90+7'

	COL	POR
Possession	55%	45%
Shots	15	17
Shots on Target	4	4
Saves	3	2
Fouls	7	11
Offsides	3	1
Corner Kicks	4	5

Colorado Rapids	Pos	Min	Gls	Ast	Sh	SoT	YC	RC
Rafael Navarro	FW	89	1	0	5	2	0	0
Jasper Löffelsend	FW	1	0	0	0	0	0	0
Jonathan Lewis	LW	72	1	0	2	1	0	0
Darren Yapi	LW	17	0	0	0	0	0	1
Calvin Harris	RW	78	0	0	2	0	1	0
Oliver Larraz	RW	12	0	0	0	0	0	0
Djordje Mihailovic	AM	90	0	2	3	1	0	0
Connor Ronan	DM	90	0	0	0	0	0	0
Cole Bassett	DM	90	0	0	2	0	0	0
Jackson Travis	LB	90	0	0	0	0	0	0
Andreas Maxsø	CB	90	0	0	1	0	0	0
Lalas Abubakar	CB	90	0	0	0	0	0	0
Keegan Rosenberry	RB	90	0	0	0	0	0	0
Zack Steffen	GK	90	0	0	0	0	0	0
14 Players		989	2	2	15	4	1	1

Player	Min	SoTA	GA	Saves	Save%
Zack Steffen	90	4	1	3	75.0

Portland Timbers	Pos	Min	Gls	Ast	Sh	SoT	YC	RC
Jonathan Rodriguez	FW	78	0	0	2	0	0	0
Mason Toyo	FW	12	0	0	1	0	0	0
Antony	LW	68	0	0	6	0	0	0
Felipe Mora	LW	22	0	0	1	1	0	0
Santiago Moreno	RW	90	0	0	1	0	0	0
Evander	AM	90	0	0	3	2	0	0
David Ayala	DM	90	1	0	1	1	0	0
Diego Chará	DM	78	0	0	0	0	1	0
Eryk Williamson	DM	12	0	0	0	0	0	0
Kamal Miller	LB	90	0	0	0	0	0	0
Dario Župarić	CB	90	0	0	0	0	0	0
Miguel Araujo	CB	90	0	1	1	0	0	0
Juan David Mosquera	RB	90	0	0	1	0	0	0
Maxime Crépeau	GK	90	0	0	0	0	0	0
14 Players		990	1	1	17	4	1	0

Player	Min	SoTA	GA	Saves	Save%
Maxime Crépeau	90	4	2	2	50.0

PORTLAND TIMBERS 4, LOS ANGELES GALAXY 2

September 18, 2024 at Providence Park in Portland, Oregon

LA Galaxy	1	1	-	2
Portland	2	2	-	4

SCORING

POR - Rodriguez (Evander) 17'
 POR - Evander (Moreno) 39'
 LAG - Chaves (Berry) 45+3'
 POR - Evander (Rodriguez) 51'
 LAG - Paintsil 58'
 POR - Mora (Antony) 80'

CAUTIONS

POR - Zuparić 13'
 POR - Crepeau 45'
 LAG - Brugman 45+2'
 POR - Ayala 52'
 LAG - Yoshida 82'

	POR	LAG
Possession	39%	61%
Shots	22	24
Shots on Target	12	7
Saves	5	8
Fouls	8	7
Offsides	1	2
Corner Kicks	5	6

Portland Timbers	Pos	Min	Gls	Ast	Sh	SoT	YC	RC
Felipe Mora	FW	84	1	0	3	2	0	0
Christhian Paredes	FW	6	0	0	0	0	0	0
Jonathan Rodriguez	LW	78	1	1	6	4	0	0
Antony	LW	12	0	1	0	0	0	0
Santiago Moreno	RW	90	0	1	2	1	0	0
Evander	AM	90	2	1	10	5	0	0
David Ayala	DM	66	0	0	1	0	1	0
Eryk Williamson	DM	24	0	0	0	0	0	0
Diego Chará	DM	90	0	0	0	0	0	0
Kamal Miller	LB	90	0	0	0	0	0	0
Dario Župarić	CB	90	0	0	0	0	1	0
Miguel Araujo	CB	90	0	0	0	0	0	0
Juan David Mosquera	RB	84	0	0	0	0	0	0
Eric Miller	RB	6	0	0	0	0	0	0
Maxime Crépeau	GK	90	0	0	0	0	1	0
15 Players		990	4	4	22	12	3	0

Player	Min	SoTA	GA	Saves	Save%
Maxime Crépeau	90	7	2	5	71.4

LA Galaxy	Pos	Min	Gls	Ast	Sh	SoT	YC	RC
Miguel Berry	FW	60	0	1	2	0	0	0
Dejan Joveljić	FW	30	0	0	2	1	0	0
Riqui Puig	FW	90	0	0	8	1	0	0
Joseph Paintsil	LM	84	1	0	4	1	0	0
Diego Fagúndez	LW	6	0	0	0	0	0	0
Gastón Brugman	CM	90	0	0	1	1	1	0
Marky Delgado	CM	60	0	0	0	0	0	0
Marco Reus	DM	30	0	0	0	0	0	0
Gabriel Chaves	RM	90	1	0	6	3	0	0
John Nelson	LB	66	0	0	0	0	0	0
Mauricio Cuevas	RB	24	0	0	0	0	0	0
Maya Yoshida	CB	90	0	0	1	0	1	0
Jalen Neal	CB	84	0	0	0	0	0	0
Carlos Garcés	CB	6	0	0	0	0	0	0
Miki Yamane	RB	90	0	0	0	0	0	0
John McCarthy	GK	90	0	0	0	0	0	0
16 Players		990	2	1	24	7	2	0

Player	Min	SoTA	GA	Saves	Save%
John McCarthy	90	12	4	8	66.7

REAL SALT LAKE 3, PORTLAND TIMBERS 3 (DRAW)

September 21, 2024 at America First Field in Sandy, Utah

Portland	0	3	-	3
Real Salt Lake	2	1	-	3

SCORING

RSL - Marczuk (Julio) 10'
 RSL - Luna 22'
 POR - Antony 62'
 POR - Evander 76'
 RSL - Goncalves (Arango) 89'
 POR - Rodriguez (Araujo) 90+2'

CAUTIONS

POR - Williamson 48'
 POR - K Miller 55'
 POR - Evander 57'
 RSL - Katranis 72'

	RSL	POR
Possession	53%	47%
Shots	19	9
Shots on Target	4	4
Saves	1	1
Fouls	18	11
Offsides	4	1
Corner Kicks	6	3

Real Salt Lake	Pos	Min	Gls	Ast	Sh	SoT	YC	RC
Anderson Julio	FW	60	0	1	4	0	0	0
Cristian Arango	FW	30	0	1	1	0	0	0
Diego Luna	LW	90	1	0	3	1	0	0
Dominik Marczuk	RW	90	1	0	3	2	0	0
Matt Crooks	AM	64	0	0	0	0	0	0
Diogo Goncalves	AM	26	1	0	3	1	0	0
Noel Caliskan	DM	64	0	0	1	0	0	0
Braian Ojeda	DM	26	0	0	1	0	0	0
Emeka Eneli	DM	90	0	0	0	0	0	0
Alexandros Katranis	LB	81	0	0	0	0	1	0
Andrew Brody	LB	9	0	0	0	0	0	0
Brayan Vera	CB	90	0	0	2	0	0	0
Justen Glad	CB	90	0	0	1	0	0	0
Philip Quinton	RB	60	0	0	0	0	0	0
Javain Brown	RB	30	0	0	0	0	0	0
Gavin Beavers	GK	90	0	0	0	0	0	0
16 Players		990	3	2	19	4	1	0

Player	Min	SoTA	GA	Saves	Save%
Gavin Beavers	90	4	3	1	25.0

Portland Timbers	Pos	Min	Gls	Ast	Sh	SoT	YC	RC
Felipe Mora	FW	53	0	0	0	0	0	0
Mason Toye	FW	37	0	0	1	1	0	0
Antony	LW	90	1	0	2	1	0	0
Santiago Moreno	RW	53	0	0	0	0	0	0
Jonathan Rodriguez	RW	37	1	0	2	1	0	0
Evander	AM	90	1	0	3	1	1	0
David Ayala	DM	53	0	0	0	0	0	0
Cristhian Paredes	DM	37	0	0	0	0	0	0
Eryk Williamson	DM	75	0	0	0	0	1	0
Diego Chará	DM	15	0	0	0	0	0	0
Claudio Bravo	LB	45	0	0	0	0	0	0
Eric Miller	LB	45	0	0	1	0	0	0
Kamal Miller	CB	90	0	0	0	0	1	0
Miguel Araujo	CB	90	0	1	0	0	0	0
Juan David Mosquera	RB	90	0	0	0	0	0	0
Maxime Crépeau	GK	90	0	0	0	0	0	0
16 Players		990	3	1	9	4	3	0

Player	Min	SoTA	GA	Saves	Save%
Maxime Crépeau	90	4	3	1	25.0

VANCOUVER WHITECAPS 1, PORTLAND TIMBERS 1 (DRAW)

September 28, 2024 at BC Place Stadium in Vancouver, British Columbia

Portland	1	0	-	1
Vancouver	1	0	-	1

SCORING

VAN - White (Berhalter) 3'
 POR - Rodriguez (Moreno) 43'

CAUTIONS

POR - K Miller 10'
 VAN - Schopf 39'

	VAN	POR
Possession	53%	47%
Shots	9	11
Shots on Target	3	4
Saves	3	2
Fouls	11	7
Offsides	1	1
Corner Kicks	2	8

Vancouver Whitecaps	Pos	Min	Gls	Ast	Sh	SoT	YC	RC
Brian White	FW	90	1	0	5	2	0	0
Fafà Picault	LW	79	0	0	1	0	0	0
Deiber Caicedo	LW	11	0	0	1	1	0	0
Levonte Johnson	RW	62	0	0	1	0	0	0
Édier Ocampo	RW	28	0	0	0	0	0	0
Ryan Raposo	LM	62	0	0	0	0	0	0
Sam Adegugbe	LM	28	0	0	0	0	0	0
Alessandro Schöpf	CM	69	0	0	0	0	1	0
Stuart Armstrong	CM	21	0	0	0	0	0	0
Andrés Cubas	CM	90	0	0	1	0	0	0
Sebastian Berhalter	RM	79	0	1	0	0	0	0
Pedro Vite	RM	11	0	0	0	0	0	0
Tristan Blackmon	CB	90	0	0	0	0	0	0
Ranko Veselinović	CB	90	0	0	0	0	0	0
Bjørn Inge Utvik	CB	90	0	0	0	0	0	0
Yohei Takaoka	GK	90	0	0	0	0	0	0
16 Players		990	1	1	9	3	1	0

Player	Min	SoTA	GA	Saves	Save%
Yohei Takaoka	90	4	1	3	75.0

Portland Timbers	Pos	Min	Gls	Ast	Sh	SoT	YC	RC
Felipe Mora	FW	82	0	0	2	1	0	0
Tega Ikoba	FW	8	0	0	0	0	0	0
Jonathan Rodriguez	LW	82	1	0	3	1	0	0
Eryk Williamson	LW	8	0	0	0	0	0	0
Antony	RW	90	0	0	1	0	0	0
Santiago Moreno	AM	89	0	1	4	1	0	0
Marvin Loria	AM	1	0	0	0	0	0	0
Cristhian Paredes	DM	90	0	0	0	0	0	0
Diego Chará	DM	90	0	0	0	0	0	0
Kamal Miller	LB	69	0	0	0	0	0	1
Claudio Bravo	LB	21	0	0	0	0	0	0
Dario Župarić	CB	90	0	0	0	0	0	0
Miguel Araujo	CB	90	0	0	0	0	0	0
Juan David Mosquera	RB	90	0	0	1	1	0	0
Maxime Crépeau	GK	90	0	0	0	0	0	0
15 Players		990	1	1	11	4	1	0

Player	Min	SoTA	GA	Saves	Save%
Maxime Crépeau	90	3	1	2	66.7

AUSTIN FC 1, PORTLAND TIMBERS 0

October 2, 2024 at Providence Park in Portland, Oregon

Austin	1	0	-	1
Portland	0	0	-	0

SCORING

ATX - Pereira 42'

CAUTIONS

ATX - Pereira 22'
 ATX - Obrian 40'
 ATX - Stuver 90+7'

	POR	ATX
Possession	59%	41%
Shots	26	7
Shots on Target	10	1
Saves	0	10
Fouls	13	16
Offsides	2	3
Corner Kicks	9	3

Portland Timbers	Pos	Min	Gls	Ast	Sh	SoT	YC	RC
Felipe Mora	FW	90	0	0	5	1	0	0
Jonathan Rodríguez	LW	90	0	0	6	4	0	0
Santiago Moreno	RW	90	0	0	4	2	0	0
Evander	AM	90	0	0	8	2	0	0
David Ayala	DM	89	0	0	2	1	0	0
Tega Ikoba	DM	1	0	0	0	0	0	0
Diego Chará	DM	68	0	0	0	0	0	0
Eryk Williamson	DM	22	0	0	0	0	0	0
Claudio Bravo	LB	77	0	0	0	0	0	0
Antony	LB	13	0	0	0	0	0	0
Kamal Miller	CB	90	0	0	0	0	0	0
Dario Župarić	CB	90	0	0	0	0	0	0
Juan David Mosquera	RB	90	0	0	1	0	0	0
Maxime Crépeau	GK	90	0	0	0	0	0	0
14 Players		990	0	0	26	10	0	0

Player	Min	SoTA	GA	Saves	Save%
Maxime Crépeau	90	1	1	0	0.0

Austin FC	Pos	Min	Gls	Ast	Sh	SoT	YC	RC
Diego Rubio	FW	72	0	0	2	0	0	0
Gyasi Zardes	FW	18	0	0	1	0	0	0
Jáder Obrian	LW	82	0	0	0	0	1	0
Owen Wolff	RW	8	0	0	0	0	0	0
Osman Bukari	RW	64	0	0	0	0	0	0
Hector Jiménez	RB	26	0	0	0	0	0	0
Sebastián Driussi	AM	90	0	0	2	0	0	0
Daniel Pereira	DM	82	1	0	1	1	1	0
Alexander Ring	DM	8	0	0	0	0	0	0
Jhojan Valencia	DM	90	0	0	0	0	0	0
Guilherme Biro	LB	90	0	0	1	0	0	0
Oleksandr Svatok	CB	90	0	0	0	0	0	0
Julio Cascante	CB	90	0	0	0	0	0	0
Jon Gallagher	RB	90	0	0	0	0	0	0
Brad Stuver	GK	90	0	0	0	0	1	0
15 Players		990	1	0	7	1	3	0

Player	Min	SoTA	GA	Saves	Save%
Brad Stuver	90	10	0	10	100.0

PORTLAND TIMBERS 0, FC DALLAS 0 (DRAW)

October 6, 2024 at Providence Park in Portland, Oregon

Dallas	0	0	-	0
Portland	0	0	-	0

SCORING

None

CAUTIONS

POR - K Miller 5'
 DAL - Illarramendi 25'
 DAL - Ntsabeleng 56'
 DAL - Farfan 81'
 POR - Mosquera 84'

	POR	DAL
Possession	47%	53%
Shots	19	18
Shots on Target	6	6
Saves	6	6
Fouls	10	15
Offsides	4	3
Corner Kicks	2	8

Portland Timbers	Pos	Min	Gls	Ast	Sh	SoT	YC	RC
Felipe Mora	FW	90	0	0	4	3	0	0
Jonathan Rodríguez	LW	90	0	0	5	1	0	0
Santiago Moreno	RW	63	0	0	4	1	0	0
Antony	RW	27	0	0	0	0	0	0
Evander	AM	90	0	0	3	1	0	0
David Ayala	DM	71	0	0	0	0	0	0
Cristhian Paredes	DM	19	0	0	1	0	0	0
Diego Chará	DM	90	0	0	0	0	0	0
Claudio Bravo	LB	71	0	0	0	0	0	0
Eric Miller	LB	19	0	0	0	0	0	0
Kamal Miller	CB	63	0	0	0	0	1	0
Miguel Araujo	CB	27	0	0	0	0	0	0
Dario Župarić	CB	90	0	0	1	0	0	0
Juan David Mosquera	RB	90	0	0	1	0	1	0
James Pantemis	GK	90	0	0	0	0	0	0
15 Players		990	0	0	19	6	2	0

Player	Min	SoTA	GA	Saves	Save%
James Pantemis	90	6	0	6	100.0

FC Dallas	Pos	Min	Gls	Ast	Sh	SoT	YC	RC
Logan Farrington	FW	74	0	0	4	1	0	0
Jesús Ferreira	FW	16	0	0	0	0	0	0
Bernard Kamungo	LW	84	0	0	4	2	0	0
Eugene Ansah	LW	6	0	0	0	0	0	0
Alan Velasco	RW	45	0	0	1	0	0	0
Tsiki Ntsabeleng	RW	45	0	0	0	0	1	0
Sebastian Lletget	LM	89	0	0	2	2	0	0
Patrickson Delgado	LM	1	0	0	0	0	0	0
Asier Illarramendi	CM	90	0	0	3	0	1	0
Show	RM	90	0	0	1	1	0	0
Sam Junqua	LB	90	0	0	0	0	0	0
Marco Farfan	CB	90	0	0	0	0	1	0
Sebastien Ibeagha	CB	90	0	0	2	0	0	0
Paul Arriola	RB	90	0	0	1	0	0	0
Jimmy Maurer	GK	90	0	0	0	0	0	0
15 Players		990	0	0	18	6	3	0

Player	Min	SoTA	GA	Saves	Save%
Jimmy Maurer	90	6	0	6	100.0

SEATTLE SOUNDERS 1, PORTLAND TIMBERS 1 (DRAW)

October 19, 2024 at Lumen Field in Seattle, Washington

Portland	0	1	-	1
Seattle	1	0	-	1

SCORING

SEA - Gomez Andrade (Rusnak) 37'
 POR - Antony (Evander) 68'

CAUTIONS

SEA - Tolo 23'
 SEA - Rothrock 59'
 SEA - Vargas 65'
 SEA - Rusnak 69'
 SEA - Vargas (2nd Yellow=Red) 69'
 POR - Rodriguez 90+5'

	SEA	POR
Possession	48%	52%
Shots	17	7
Shots on Target	7	2
Saves	1	6
Fouls	14	16
Offsides	1	0
Corner Kicks	7	2

Seattle Sounders	Pos	Min	Gls	Ast	Sh	SoT	YC	RC
Jordan Morris	FW	90	0	0	3	2	0	0
Paul Rothrock	LW	85	0	0	3	1	1	0
Georgi Minoungou	LW	5	0	0	1	1	0	0
Pedro De la Vega	RW	72	0	0	2	1	0	0
Reed Baker-Whiting	RW	18	0	0	0	0	0	0
Albert Rusnak	AM	90	0	1	2	0	1	0
Obed Vargas	DM	68	0	0	0	0	2	1
Cristian Roldan	DM	90	0	0	2	0	0	0
Nouhou Tolo	LB	89	0	0	1	0	1	0
Raúl Ruidíaz	LB	1	0	0	0	0	0	0
Jackson Ragen	CB	90	0	0	0	0	0	0
Yeimar Gómez Andrade	CB	90	1	0	3	2	0	0
Alex Roldan	RB	90	0	0	0	0	0	0
Stefan Frei	GK	90	0	0	0	0	0	0
14 Players		968	1	1	17	7	5	1

Player	Min	SoTA	GA	Saves	Save%
Stefan Frei	90	2	1	1	50.0

Portland Timbers	Pos	Min	Gls	Ast	Sh	SoT	YC	RC
Felipe Mora	FW	80	0	0	2	0	0	0
Mason Toye	FW	10	0	0	0	0	0	0
Jonathan Rodríguez	LW	90	0	0	1	0	1	0
Antony	RW	90	1	0	1	1	0	0
Evander	AM	90	0	1	2	1	0	0
Cristhian Paredes	DM	62	0	0	0	0	0	0
David Ayala	DM	28	0	0	0	0	0	0
Diego Chará	DM	62	0	0	0	0	0	0
Eryk Williamson	DM	28	0	0	0	0	0	0
Claudio Bravo	LB	84	0	0	1	0	0	0
Eric Miller	LB	6	0	0	0	0	0	0
Dario Župarić	CB	90	0	0	0	0	0	0
Finn Surman	CB	90	0	0	0	0	0	0
Juan David Mosquera	RB	90	0	0	0	0	0	0
James Pantemis	GK	90	0	0	0	0	0	0
15 Players		990	1	1	7	2	1	0

Player	Min	SoTA	GA	Saves	Save%
James Pantemis	90	7	1	6	85.7

VANCOUVER WHITECAPS 5, PORTLAND TIMBERS 0

October 23, 2024 at Providence Park in Portland, Oregon

Vancouver	3	2	-	5
Portland	0	0	-	0

SCORING

VAN - Gauld 20'
 VAN - White (Laborda) 24'
 VAN - Gauld (Armstrong) 31'
 VAN - Armstrong (Picault) 51'
 VAN - Gauld (Armstrong) 59'

CAUTIONS

POR - Chara 23'
 VAN - Takaoka 54'
 POR - Evander 69'
 VAN - Raposo 85'
 POR - K Miller 85'

	VAN	POR
Possession	45%	55%
Shots	12	12
Shots on Target	8	4
Saves	4	3
Fouls	13	7
Offsides	6	0
Corner Kicks	6	6

Vancouver Whitecaps	Pos	Min	Gls	Ast	Sh	SoT	YC	RC
Brian White	FW	63	1	0	1	1	0	0
Levonte Johnson	AM	27	0	0	0	0	0	0
Ryan Gauld	AM	62	3	0	4	4	0	0
Ryan Raposo	AM	28	0	0	0	0	0	1
Fafá Picault	AM	75	0	1	1	1	0	0
Damir Kreilach	FW	15	0	0	1	0	0	0
Stuart Armstrong	LM	63	1	2	1	1	0	0
Alessandro Schöpf	LM	27	0	0	1	0	0	0
Andrés Cubas	CM	82	0	0	1	0	0	0
Sebastian Berhalter	CM	8	0	0	0	0	0	0
Pedro Vite	RM	90	0	0	0	0	0	0
Sam Adekugbe	LB	90	0	0	0	0	0	0
Tristan Blackmon	CB	90	0	0	1	1	0	0
Ranko Veselinović	CB	90	0	0	0	0	0	0
Mathias Laborda	RB	90	0	1	1	0	0	0
Yohei Takaoka	GK	90	0	0	0	0	1	0
16 Players		990	5	4	12	8	2	0

Player	Min	SoTA	GA	Saves	Save%
Yohei Takaoka	90	4	0	4	100.0

Portland Timbers	Pos	Min	Gls	Ast	Sh	SoT	YC	RC
Felipe Mora	FW	90	0	0	0	0	0	0
Jonathan Rodríguez	LW	82	0	0	4	0	0	0
Finn Surman	LW	8	0	0	0	0	0	0
Antony	RW	63	0	0	0	0	0	0
Eric Miller	RB	27	0	0	0	0	0	0
Evander	AM	90	0	0	4	3	1	0
David Ayala	DM	90	0	0	2	0	0	0
Diego Chará	DM	45	0	0	0	0	1	0
Eryk Williamson	DM	45	0	0	0	0	0	0
Claudio Bravo	LB	45	0	0	0	0	0	0
Santiago Moreno	RW	45	0	0	1	0	0	0
Dario Župarić	CB	45	0	0	0	0	0	0
Kamal Miller	CB	45	0	0	0	0	1	0
Miguel Araujo	CB	90	0	0	0	0	0	0
Juan David Mosquera	RB	90	0	0	1	1	0	0
James Pantemis	GK	90	0	0	0	0	0	0
16 Players		990	0	0	12	4	3	0

Player	Min	SoTA	GA	Saves	Save%
James Pantemis	90	8	5	3	37.5

ADVANCED STATS

MLS Regular Season Statistics

Player	Pos	MP	Sts	Min	G+A	Rating	PoM	xG+A	SoT%	Sh/90	Passing	Com%	KP	T+I	Blk	Clr
FORWARDS																
F Mora	ST	29	22	1889	16	7.03	0	14.9	43.8%	3.05	276-385	71.7%	20	11	10	15
D Asprilla	FW	19	7	687	2	6.60	0	1.6	22.2%	1.18	184-246	74.8%	7	16	5	13
N Fogaca	FW	16	1	182	1	-	0	0.7	50.0%	3.96	25-42	59.5%	0	2	1	2
M Toye	FW	5	1	148	0	-	0	1.0	42.9%	4.26	12-16	75.0%	1	0	2	1
MIDFIELDERS																
Evander	AM	28	27	2459	30	8.06	6	18.8	40.9%	3.40	1119-1459	76.7%	89	40	18	11
S Moreno	RM	31	29	2435	16	7.43	2	12.1	32.8%	2.25	951-1240	76.7%	60	79	39	7
J Rodriguez	LM	29	27	2427	21	7.37	2	17.1	43.0%	3.45	538-732	73.5%	32	25	15	24
D Chara	CM	32	28	2424	0	6.77	0	0.7	0.0%	0.04	1272-1396	91.1%	13	97	25	34
Antony	RM	33	20	1886	10	6.91	3	7.8	34.2%	1.81	497-669	74.3%	26	71	21	17
D Ayala	CM	30	19	1468	2	6.93	0	2.3	20.0%	0.92	767-900	85.2%	16	83	25	35
C Paredes	MF	15	14	1301	0	6.60	0	1.7	60.0%	0.67	531-660	80.5%	15	57	25	26
E Williamson	MF	28	10	1068	4	6.54	0	2.1	62.5%	0.67	454-550	82.5%	11	32	9	6
DEFENDERS																
J Mosquera	RB	34	34	2780	5	6.86	1	7.1	30.0%	0.65	701-762	92.0%	46	72	28	51
D Zuparic	CB	28	24	2222	0	6.87	0	0.5	20.0%	0.32	1133-1296	87.4%	2	87	41	122
K Miller	CB	23	22	1959	0	6.54	0	0.6	0.0%	0.32	1072-1260	85.1%	1	42	27	87
C Bravo	LB	22	19	1593	2	6.89	0	0.9	0.0%	0.56	764-997	76.6%	11	87	44	51
M Araujo	CB	22	17	1543	2	6.56	0	1.6	11.1%	0.52	694-832	83.4%	4	54	24	73
E Miller	FB	25	8	1012	2	6.48	0	0.7	33.3%	0.53	435-545	79.8%	2	29	13	33
Z McGraw	CB	13	10	857	0	6.90	0	0.1	50.5%	0.21	506-599	84.5%	0	22	20	70
F Surman	DF	1	1	90	0	-	0	0.0	-	0.00	38-46	82.6%	0	1	3	2
L Mabiala	DF	1	1	45	0	-	0	0.0	0.0%	0.00	37-41	90.2%	0	0	2	2
GOALKEEPERS																
M Crepeau	GK	20	20	1757	0	6.46	0	0.0	-	0.00	600-762	78.7%	1	2	0	14
J Pantemis	GK	15	14	1301	0	6.80	0	0.0	-	0.00	384-547	70.2%	0	1	1	17

Player of Match

Evander	6
Antony	3
S Moreno	2
J Rodriguez	2
J Mosquera	1

xG+xAG

Evander	18.8
J Rodriguez	17.1
F Mora	14.9
S Moreno	12.1
Antony	7.8
J Mosquera	7.1

SoT% (min 13 shots).....SoT of Sh SoT%

F Mora	28	of	64	43.8%
J Rodriguez	40	of	93	43.0%
Evander	38	of	93	40.9%
Antony	13	of	38	34.2%
S Moreno	20	of	61	32.8%
J Mosquera	6	of	20	30.0%

FotMob Rating

Evander	8.06
S Moreno	7.43
J Rodriguez	7.37
F Mora	7.03
D Ayala	6.93
Antony	6.91
Z McGraw	6.90
C Bravo	6.89
D Zuparic	6.87
J Mosquera	6.86
J Pantemis	6.80
D Chara	6.77
D Asprilla	6.60
C Paredes	6.60
M Araujo	6.56
E Williamson	6.54
K Miller	6.54
E Miller	6.48
M Crepeau	6.46

Shot Creation Actions

Goal Creation Actions

Corner Kicks.....CK In Out Str

Evander	115	48	43	2
Moreno	18	1	14	0
Williamson	10	3	4	1
Rodriguez	3	0	0	0
Mosquera	1	0	0	0
Bravo	1	1	0	0
Ayala	1	1	0	0
Enriquez	1	0	1	0
Totals	150	54	62	3

Com	Att		
Passing 14163	of	17477	81.0%
Opponent 14811	of	18142	81.6%

Possession 48.9%