

2023 PORTLAND TIMBERS

MLS Standings

MLS All-Star Game

MLS Playoffs

Team Statistics

MLS Awards

MLS League Leaders

MLS Attendance/Hat Tricks

US Open Cup

Leagues Cup

CONCACAF Champions League

Roster

Splits

Game Logs

Scoring Log

Minutes Log

Cautions Log

Position Chart

Overall Player Statistics

MLS Regular Season Player Statistics

US Open Cup Player Statistics

Box scores

TIMBERS PAST DECADE (2014-2023)

Year	Head Coach	GP	W - D - L	Pts	Pts%	PPG	Finish (ovl)	Playoffs	USOC	Other
2014	Caleb Porter	34	12 - 13 - 9	49	.480	1.44	6 th West (11)	-	QF	CCL-GS
2015	Caleb Porter	34	15 - 8 - 11	53	.520	1.56	3 rd West (5)	Won MLS Cup	R16	-
2016	Caleb Porter	34	12 - 8 - 14	44	.430	1.29	7 th West (12)	-	R16	CCL-GS
2017	Caleb Porter	34	15 - 8 - 11	53	.520	1.56	1 st West (6)	Lost West SF	R4	-
2018	Giovanni Savarese	34	15 - 9 - 10	54	.530	1.59	2 nd West (8)	Lost MLS Cup	QF	-
2019	Giovanni Savarese	34	14 - 7 - 13	49	.480	1.44	6 th West (11)	Lost Round 1	SF	-
2020	Giovanni Savarese	23	11 - 6 - 6	39	.567	1.70	3 rd West (8)	Lost Round 1	-	MLSBack-Won
2021	Giovanni Savarese	34	17 - 4 - 13	55	.539	1.62	4 th West (5)	Lost MLS Cup	-	CCL-QF
2022	Giovanni Savarese	34	11 - 13 - 10	46	.451	1.35	8 th West (16)	-	R32	-
2023	G Savarese/M Joseph	34	11 - 10 - 13	43	.422	1.26	10 th West (18)	-	R32	LC-R32
10 Year Totals		295	122 - 75 - 95	441	.498	1.49	(5.0/10.0 avg)	(1 champ)		(MLSB Champ)

2023 MAJOR LEAGUE SOCCER STANDINGS

EASTERN CONFERENCE

Rk	Team	W	D	L	PTS	GF	GA	GD	HOME	ROAD	xG	xGA	xGD	LEADING SCORER
1	FC Cincinnati	20	9	5	69	57	39	+18	13-2-2	7-7-3	56.3	40.7	+15.6	17-Luciano Acosta
2	Orlando City	18	9	7	63	55	39	+16	9-5-3	9-4-4	42.	40.7	+1.4	14-Facundo Torres
3	Columbus Crew	16	9	9	57	67	46	+21	12-4-1	4-5-8	57.7	41.3	+16.4	16-Cucho Hernandez
4	Philadelphia Union	15	10	9	55	57	41	+16	10-6-1	5-4-8	49.4	44.2	+5.3	14-Gazdag/Carranza
5	N England Revolution	15	10	9	55	58	46	+12	12-4-1	3-6-8	42.5	45.0	-2.5	11-Carles Gil
6	Atlanta United	13	12	9	51	66	53	+13	10-4-3	3-8-6	48.7	46.0	+2.8	17-G Giakoumakis
7	Nashville SC	13	11	10	50	39	31	+8	9-4-4	4-6-7	41.8	36.2	+5.6	15-Hany Mukhtar
8	Charlotte FC	10	13	11	43	45	52	-7	6-8-3	4-5-8	37.0	49.7	-12.7	12-Karol Świdorski
9	New York Red Bulls	10	11	13	41	35	39	-4	7-5-5	4-5-8	46.3	33.9	+12.4	6-Omir Fernandez
10	New York City FC	9	14	11	41	35	39	-4	8-6-3	1-8-8	42.0	36.1	+5.9	6-Gabriel Pereira
11	CF Montreal	12	5	17	41	36	52	-16	10-3-4	2-2-13	37.8	50.2	-12.4	5-M Choiniere
12	DC United	10	10	14	40	45	49	-4	6-6-5	4-4-9	45.8	42.6	+3.3	14-C Benteke
13	Chicago Fire	10	10	14	40	39	51	-12	6-7-4	4-3-10	38.2	51.1	-12.9	6-M Haile-Selassie
14	Inter Miami CF	9	7	18	34	41	54	-13	6-5-6	3-2-12	38.2	52.2	-14.0	9-L Campana
15	Toronto FC	4	10	20	22	26	59	-33	4-6-7	0-4-13	31.3	54.0	-22.7	5-Bernardeschi/Kerr

WESTERN CONFERENCE

Rk	Team	W	D	L	PTS	GF	GA	GD	HOME	ROAD	xG	xGA	xGD	LEADING SCORER
1	St Louis City	17	5	12	56	62	45	+17	11-2-4	6-3-8	42.6	50.1	-0.22	10-Klauss/Gioacchini
2	Seattle Sounders	14	11	9	53	41	32	+9	7-6-4	7-5-5	48.1	32.2	+0.47	11-Jordan Morris
3	Los Angeles FC	14	10	10	52	54	39	+15	10-3-4	4-7-6	55.6	38.0	+0.52	20-Denis Bouanga
4	Houston Dynamo	14	9	11	51	51	38	+13	11-4-2	3-5-9	44.9	41.0	+0.11	10-Amine Bassi
5	Real Salt Lake	14	8	12	50	48	50	-2	6-4-7	8-4-5	43.3	48.7	-0.16	7-Jefferson Savarino
6	Vancouver Whitecaps	12	12	10	48	55	48	+7	8-6-3	4-6-7	54.6	43.1	+0.34	15-Brian White
7	FC Dallas	11	13	10	46	41	37	+4	7-7-3	4-6-7	37.8	36.6	+0.04	12-Jesús Ferreira
8	Sporting Kansas City	12	8	14	44	48	51	-3	9-2-6	3-6-8	41.1	45.1	-0.12	14-Alan Pulido
9	San Jose Earthquakes	10	14	10	44	39	43	-4	8-7-2	2-7-8	44.3	51.4	-0.21	13-Cristian Espinoza
10	Portland Timbers	11	10	13	43	46	58	-12	9-3-5	2-7-8	41.2	44.1	-0.09	9-Evander
11	Minnesota United	10	11	13	41	46	51	-5	4-9-4	6-2-9	53.4	47.6	+0.17	10-Teemu Pukki
12	Austin FC	10	9	15	39	49	55	-6	7-4-6	3-5-9	42.5	49.9	-0.22	11-Sebastián Driussi
13	Los Angeles Galaxy	8	12	14	36	51	67	-16	6-6-5	2-6-9	51.2	54.5	-0.10	7-Puig/Boyd
14	Colorado Rapids	5	12	17	27	26	54	-28	3-8-6	2-4-11	37.9	47.4	-0.28	6-Cole Bassett

Regular Season Conference Champion

Round One Playoff Spot

Wild Card Playoff Spot

SINGLE TABLE STANDINGS

1	FC Cincinnati	20 - 9 - 5	69	Support Shield
2	Orlando City	18 - 9 - 7	63	MLS Playoffs
3	Columbus Crew	16 - 9 - 9	57	MLC Cup
4	St Louis City	17 - 5 - 12	56	West Champion
5	Philadelphia Union	15 - 10 - 9	55	MLS Playoffs
6	N England Revolution	15 - 10 - 9	55	MLS Playoffs
7	Seattle Sounders	14 - 11 - 9	53	MLS Playoffs
8	Los Angeles FC	14 - 10 - 10	52	MLS Playoffs
9	Atlanta United	13 - 12 - 9	51	MLS Playoffs
10	Houston Dynamo	14 - 9 - 11	51	MLS Playoffs
11	Nashville SC	13 - 11 - 10	50	MLS Playoffs
12	Real Salt Lake	14 - 8 - 12	50	MLS Playoffs
13	Vancouver Whitecaps	12 - 12 - 10	48	MLS Playoffs
14	FC Dallas	11 - 13 - 10	46	MLS Playoffs
15	Sporting Kansas City	12 - 8 - 14	44	WC Playoffs
16	San Jose Earthquakes	10 - 14 - 10	44	WC Playoffs
17	Charlotte FC	10 - 13 - 11	43	WC Playoffs
18	Portland Timbers	11 - 10 - 13	43	
19	New York Red Bulls	10 - 11 - 13	41	WC Playoffs
20	New York City FC	9 - 14 - 11	41	
21	Minnesota United	10 - 11 - 13	41	
22	CF Montreal	12 - 5 - 17	41	
23	DC United	10 - 10 - 14	40	
24	Chicago Fire	10 - 10 - 14	40	
25	Austin FC	10 - 9 - 15	39	
26	Los Angeles Galaxy	8 - 12 - 14	36	
27	Inter Miami CF	9 - 7 - 18	34	
28	Colorado Rapids	5 - 12 - 17	27	
29	Toronto FC	4 - 10 - 20	22	

2023 MLS ALL-STAR GAME

ARSENAL 5, MLS ALL-STARS 0

July 19, 2023 at Audi Field in Washington, DC

Arsenal	2	3	-	5
MLS All-Stars	0	0	-	0

SCORING

ARS - Jesus 5'
 ARS - Trossard (Saka) 23'
 ARS - Jorinho (PK) 48'
 ARS - Martinelli (Odegaard) 84'
 ARS - Havertz (Marquinhos) 89'

CAUTIONS

MLS - Martinez 13'
 MLS - Barreal 18'
 ARS - Gabriel 21'
 MLS - Almada 45+3'
 MLS - Glesnes 45+6'
 ARS - Havertz 61'

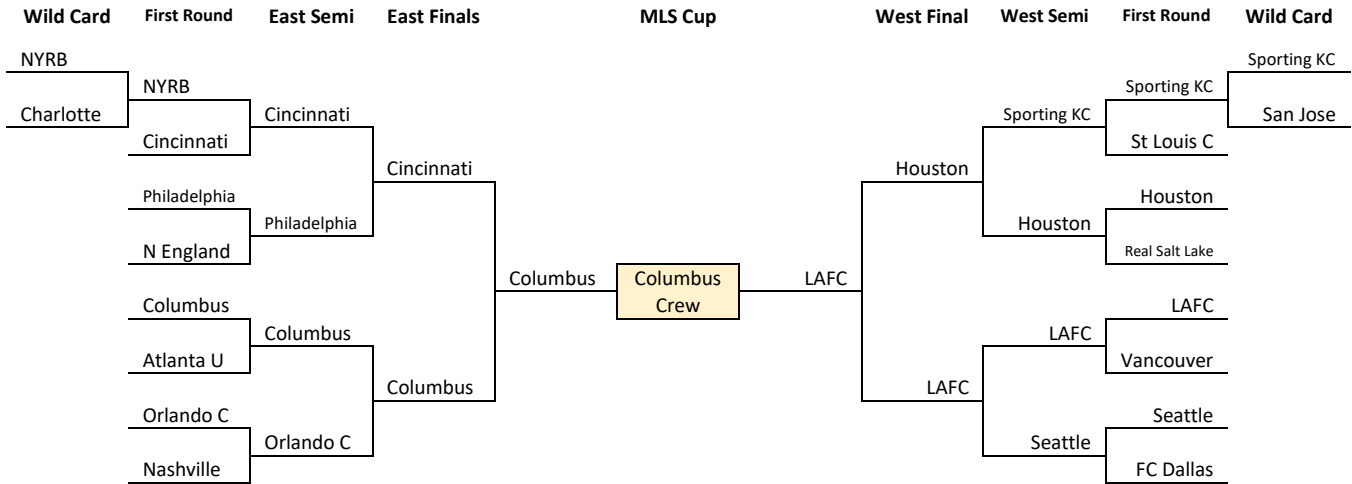
MLS All-Stars – FW Acosta (Zelarayan 46), FW Benteke (Ferreira 33; Kamara 69), FW Bouanga (Espinoza 33; Herrera 68), MF Mukhtar (Almada 33; Choiniere 69), MF Martinez (A Morris 34; J Morris 69), MF Puig (Gil 33; Giakoumakis 69), DF Barreal (Tolkin 46), DF Zimmerman (Parker 46), DF Glesnes (Miazga 46), DF Hollingshead (Gallagher 46), GK Burki (Miller 34; Petrovic 69).

Arsenal - FW Nketiah (Odegaard 46), FW Jesus (Balogun 65), FW Saka (Havertz 46), MF Trossard (Martinelli 56), MF Jorginho (Rice 65), MF Vieira (Marquinhos 65), DF Kiwior (Tierney 64), DF Gabriel (Tomiyasu 65), DF Saliba (Timber 64), DF White (Trusty 80), GK Ramsdale (Hein 46).

Possession: MLS 44%; Arsenal 56%. **Shots:** MLS 7; Arsenal 16. **Shots on Target:** MLS 1; Arsenal 5. **Saves:** MLS 0; Arsenal 1. **Fouls:** MLS 18; Arsenal 12. **Offsides:** MLS 1; Arsenal 0. **Corner Kicks:** MLS 12, Arsenal 3.

Attendance: 20,621

2023 MLS CUP PLAYOFFS



EASTERN CONFERENCE

WILD CARD

10/25 – NY RED BULLS 5, Charlotte FC 2

FIRST ROUND

FC Cincinnati def New York Red Bulls 2-0

10/29 – FC CINCINNATI 3, NY Red Bulls 0

11/4 – FC Cincinnati 1, NY RED BULLS 1 (PK 8-7)

Orlando City def Nashville SC 2-0

10/30 – ORLANDO CITY 1, Nashville SC 0

11/7 – Orlando City 1, NASHVILLE SC 0

Columbus Crew def Atlanta United 2-1

11/1 – COLUMBUS 2, Atlanta United 0

11/7 – ATLANTA UNITED 4, Columbus 2

11/12 – COLUMBUS 4, Atlanta United 2

Philadelphia Union def New England Revolution 2-0

10/28 – PHILADELPHIA 3, New England 1

11/8 – Philadelphia 1, NEW ENGLAND 0

EAST SEMIFINAL

11/25 – Columbus 2, Orlando City 0 (AET)

11/25 – FC Cincinnati 1, Philadelphia 0

EAST FINAL

12/2 – Columbus 3, FC Cincinnati 2 (AET)

WESTERN CONFERENCE

WILD CARD

10/25 – SPORTING KC 0, San Jose 0 (PK 4-2)

FIRST ROUND

Sporting KC def St Louis City 2-0

10/29 – Sporting KC 4, ST LOUIS CITY 1

11/5 – SPORTING KC 2, St Louis City 1

Seattle Sounders def FC Dallas 2-1

10/30 – SEATTLE 2, FC Dallas 0

11/4 – FC DALLAS 3, Seattle 1

11/10 – SEATTLE 1, FC Dallas 0

Los Angeles FC def Vancouver Whitecaps 2-0

10/28 – LOS ANGELES FC 5, Vancouver 2

11/5 – Los Angeles FC 1, VANCOUVER 0

Houston Dynamo vs Real Salt Lake

10/29 – HOUSTON 2, Real Salt Lake 1

11/6 – REAL SALT LAKE 1, Houston 1 (PK 5-4)

11/11 – HOUSTON 1, Real Salt Lake 1 (PK 4-3)

WEST SEMIFINAL

11/26 – Houston 1, Sporting KC 0

11/26 – Los Angeles FC 1, Seattle 0

WEST FINAL

12/2 – Los Angeles FC 2, Houston 0

MLS CUP

December 9

at Lower.com Field in Columbus, OH

Columbus Crew 2, Los Angeles FC 1

CUP MVP: Cucho Hernandez, Columbus

MLS TEAM STATISTICS

Team	#PI	Age	Poss%	Gls	Ast	PKs	YC	RC	Sh	SOT	Sh%	OG	GOALKEEPING						
													#PI	GA	GAA	SOT	Sv	Sv%	CS
Atlanta United	33	25.8	55.6%	64	44	2-4	73	4	436	168	.147	1	3	53	1.56	126	74	.587	8
Austin FC	26	27.9	51.2%	48	37	2-2	59	2	397	139	.121	1	1	55	1.62	183	129	.705	6
CF Montréal	31	24.4	48.3%	33	22	2-3	68	3	376	125	.088	3	2	52	1.53	153	104	.680	11
Charlotte FC	32	27.2	52.7%	43	29	5-5	88	0	341	108	.126	2	3	52	1.53	166	116	.699	7
Chicago Fire	26	26.5	46.1%	36	29	2-2	86	6	349	108	.103	2	2	51	1.50	151	102	.675	9
Colorado Rapids	35	26.5	46.6%	26	20	2-4	83	4	359	128	.072	0	3	54	1.59	164	110	.671	9
Columbus Crew	28	25.8	57.1%	63	49	7-7	61	1	496	169	.127	1	2	46	1.35	142	97	.683	8
D.C. United	31	28.4	49.5%	44	27	2-2	70	2	456	148	.096	1	2	49	1.44	139	91	.655	11
FC Cincinnati	27	26.3	48.8%	56	35	8-9	79	5	439	155	.128	2	2	39	1.15	126	89	.706	12
FC Dallas	29	25.8	48.8%	41	34	1-1	69	2	340	115	.121	4	2	37	1.09	140	106	.757	7
Houston Dynamo	25	27.2	51.6%	51	36	6-6	95	5	379	143	.135	1	2	38	1.12	125	88	.704	13
Inter Miami	36	26.2	54.6%	41	29	5-6	83	3	359	125	.114	3	2	54	1.59	175	124	.709	5
Los Angeles Galaxy	34	27.4	55.2%	50	37	5-5	76	4	491	175	.102	2	3	67	1.97	171	106	.620	6
Los Angeles FC	28	27.5	51.2%	53	32	7-9	73	1	517	181	.103	1	3	39	1.15	122	83	.680	11
Minnesota United	30	27.5	47.1%	43	23	4-5	57	1	460	150	.093	1	2	51	1.50	155	105	.677	8
Nashville SC	24	29.2	47.7%	38	23	5-5	74	6	378	113	.101	1	2	32	0.94	137	106	.774	11
N England Revolution	32	27.3	49.7%	55	37	3-3	49	2	414	148	.133	1	3	46	1.35	182	136	.747	8
New York Red Bulls	28	23.8	46.7%	35	24	3-4	90	4	465	143	.075	2	1	39	1.15	92	54	.587	9
New York City FC	29	24.3	52.6%	34	26	1-3	79	1	416	148	.082	1	2	39	1.15	129	91	.705	9
Orlando City	28	26.5	50.4%	54	41	5-5	67	1	397	141	.136	1	2	39	1.15	128	89	.695	11
Philadelphia Union	23	26.7	46.1%	54	35	11-11	85	5	444	134	.122	3	2	41	1.21	126	88	.698	10
Portland Timbers	31	27.8	46.0%	45	36	1-1	82	0	410	139	.110	3	2	58	1.71	158	103	.652	8
Real Salt Lake	31	26.4	49.3%	48	36	0-0	75	2	496	190	.097	1	2	50	1.47	145	95	.655	9
San Jose Earthquakes	25	27.0	47.5%	38	28	5-6	73	4	406	106	.094	0	2	43	1.27	165	121	.733	9
Seattle Sounders	27	28.2	54.2%	38	29	1-1	61	2	428	125	.089	2	2	32	0.94	111	81	.730	14
Sporting KC	30	28.6	52.1%	47	33	4-6	58	4	440	155	.107	0	3	51	1.50	146	93	.637	7
St. Louis City FC	29	25.7	44.2%	59	34	5-5	80	4	455	167	.130	2	2	45	1.32	170	127	.747	8
Toronto FC	39	27.0	50.1%	26	20	1-1	51	3	347	122	.075	2	4	59	1.74	166	108	.651	6
Vancouver Whitecaps	28	25.8	49.0%	51	34	6-8	66	1	443	151	.115	1	2	48	1.41	147	99	.673	8

LEAGUE LEADERS

MINUTES	3060	Carlos Coronel	NY Red Bulls
	3060	Brad Stuver	Austin FC
	3060	David Romney	New England
GOALS	20	Denis Bouanga	Los Angeles FC
ASSISTS	16	Thiago Almada	Atlanta United
GOALS+ASSISTS	27	Thiago Almada	Atlanta United
	27	Luciano Acosta	FC Cincinnati
SHOTS	160	Cucho Hernandez	Columbus
SHOTS ON TARGET	53	Cucho Hernandez	Columbus
YELLOW CARDS	13	Andres Reyes	NY Red Bulls
RED CARDS	2	Six Players	
CLEAN SHEETS	14	Stefam Frei	Seattle
SAVES	129	Brad Stuver	Austin FC
GOAL AGST AVG	0.87	Stefan Frei	Seattle
SAVE PCT	.806	Dorde Petrovic	New England

MLS NOTABLES

Matches Played	493
Goals Scored	1359 (2.76 per match)
Biggest Home Win	Columbus 6, Atlanta Utd 1 (3/25) Vancouver 5, CF Montreal 0 (4/1)
Biggest Away Win	St Louis City 4, Real Salt Lake 0 (3/25)
Highest Scoring	St Louis City 6, Austin 3 (8/20)
Longest Winning Run	6 (FC Cincinnati)
Longest Unbeaten Run	10 (FC Cincinnati/Nashville)
Longest Winless Run	11 (Inter Miami/NYCFC/Toronto)
Longest Losing Run	8 (Toronto)
Highest Attendance	82,110 (LAFC @ LA Galaxy, 7/4)
Total Attendance	10,900,804

MLS AWARDS

MOST VALUABLE PLAYER	Luciano Acosta	FC Cincinnati	MLS BEST XI		
DEFENDER OF THE YEAR	Matt Miazga	FC Cincinnati	Forward	Denis Bouanga	Los Angeles FC
GOALKEEPER OF THE YEAR	Roman Burki	St Louis City	Forward	Giorgos Giakoumakis	Atlanta United
COACH OF THE YEAR	Pat Noonan	FC Cincinnati	Forward	Cucho Hernandez	Columbus
YOUNG PLAYER OF THE YEAR	Thiago Almada	Atlanta United	Midfielder	Luciano Acosta	FC Cincinnati
NEWCOMER OF THE YEAR	Giorgos Giakoumakis	Atlanta United	Midfielder	Thiago Almada	Atlanta United
COMEBACK PLAYER OF THE YEAR	Alan Pulido	Sporting KC	Midfielder	Hector Herera	Houston
GOLDEN BOOT	Denis Bouanga	Los Angeles FC	Midfielder	Hany Mukhtar	Nashville SC
HUMANITARIAN OF THE YEAR	x		Defender	Walker Zimmerman	Nashville SC
REFEREE OF THE YEAR	Victor Rivas		Defender	Tim Parker	St Louis City
ASSISTANT REFEREE OF THE YEAR	Ian McKay		Defender	Matt Miazga	FC Cincinnati
GOAL OF THE YEAR	Luciano Acosta	FC Cincinnati	Goalkeeper	Roman Burki	St Louis City
SAVE OF THE YEAR	Roman Celentano	FC Cincinnati			

PREMIER LEAGUE LEADERS

MINUTES

1. Carlos Coronel, NY Red Bulls	3060
Brad Stuver, Austin FC	3060
David Romney, New England	3060
4. Cristian Espinoza, San Jose	3030
5. Rodrigues, San Jose	2998
6. Roman Celentano, FC Cincinnati	2970
Yohei Takaoka, Vancouver	2970
Roman Bürki, St. Louis	2970
Drake Callender, Inter Miami	2970
Steve Clark, Houston	2970

GOALS + ASSISTS

1. Thiago Almada, Atlanta Utd	27
Luciano Acosta, FC Cincinnati	27
3. Denis Bouanga, Los Angeles FC	26
4. Hany Mukhtar, Nashville SC	24
5. Cucho Hernandez, Columbus	23
Ryan Gauld, Vancouver	23
7. Cristian Espinoza, San Jose	21
8. Dániel Gazdag, Philadelphia	20
9. Carles Gil, New England	19
Julián Carranza, Philadelphia	19
Brian White, Vancouver	19

PENALTY KICKS MADE

1. Dániel Gazdag, Philadelphia	11
2. Luciano Acosta, FC Cincinnati	7
3. Ryan Gauld, Vancouver	6
Amine Bassi, Houston	6
5. Cucho Hernandez, Columbus	5
Facundo Torres, Orlando City	5
Hany Mukhtar, Nashville SC	5
8. Cristian Espinoza, San Jose	4
Karol Świdorski, Charlotte	4
10. 5 Players	3

YELLOW CARDS

1. Andrés Reyes, NY Red Bulls	13
2. Mateusz Klich, DC United	11
Franco Escobar, Houston	11
Kyle Duncan, NY Red Bulls	11
Brayan Vera, Real Salt Lake	11
Derrick Jones, Charlotte	11
José Andrés Martínez, Philadelphia	11
8. 7 Players	10

GOALS

1. Denis Bouanga, Los Angeles FC	20
2. Luciano Acosta, FC Cincinnati	17
Giorgos Giakoumakis, Atlanta Utd	17
4. Cucho Hernandez, Columbus	16
5. Brian White, Vancouver	15
Hany Mukhtar, Nashville SC	15
7. Julián Carranza, Philadelphia	14
Facundo Torres, Orlando City	14
Dániel Gazdag, Philadelphia	14
Christian Benteke, DC United	14
Alan Pulido, Sporting KC	14

SHOTS

1. Cucho Hernandez, Columbus	160
2. Denis Bouanga, Los Angeles FC	134
3. Hany Mukhtar, Nashville SC	112
4. Thiago Almada, Atlanta Utd	106
Christian Benteke, DC United	106
6. Brian White, Vancouver	95
7. Riqui Puig, LA Galaxy	86
8. Bongokuhle Hlongwane, Minnesota Utd	85
9. Julián Carranza, Philadelphia	84
10. Erik Thommy, Sporting KC	80

FOULS COMMITTED

1. Julián Carranza, Philadelphia	92
2. Andrés Reyes, NY Red Bulls	75
3. Christian Benteke, DC United	67
4. Claudio Bravo, Portland Timbers	65
5. Andrés Cubas, Vancouver	61
6. Brandt Bronico, Charlotte	60
7. Wilder Cartagena, Orlando City	55
8. Braian Ojeda, Real Salt Lake	53
9. Aidan Morris, Columbus	50
10. Matt Polster, New England	49

RED CARDS

1. Héctor Herrera, Houston	2
Ian Murphy, FC Cincinnati	2
Julián Carranza, Philadelphia	2
Braian Galván, Colorado	2
Daniel Lovitz, Nashville SC	2
Jesús Daniel Bueno, Philadelphia	2
7. 70 Players	1

ASSISTS

1. Thiago Almada, Atlanta Utd	16
2. Ryan Gauld, Vancouver	12
3. Héctor Herrera, Houston	11
4. Luciano Acosta, FC Cincinnati	10
5. Eduard Löwen, St. Louis	9
Hany Mukhtar, Nashville SC	9
Brooks Lennon, Atlanta Utd	9
8. 5 Players	8

SHOTS ON TARGET

1. Cucho Hernandez, Columbus	53
2. Denis Bouanga, Los Angeles FC	51
3. Brian White, Vancouver	44
4. Hany Mukhtar, Nashville SC	42
5. Thiago Almada, Atlanta Utd	41
6. Christian Benteke, DC United	37
7. Bongokuhle Hlongwane, Minnesota Utd	34
8. Julián Carranza, Philadelphia	32
Dániel Sallói, Sporting KC	32
10. 4 Players	31

FOULS SUFFERED

1. Richie Laryea, 2 squads	116
2. César Araujo, Orlando City	100
3. Santiago Rodríguez, New York City FC	80
4. Luquinhas, NY Red Bulls	73
5. Carles Gil, New England	71
6. Riqui Puig, LA Galaxy	69
7. Julián Carranza, Philadelphia	66
8. Facundo Torres, Orlando City	64
Hany Mukhtar, Nashville SC	64
Daniel Pereira, Austin FC	64
Nicolás Lodeiro, Seattle	64

PASS COMPLETION PERCENTAGE

1. Chris Mavinga, LA Galaxy	.942
Jalen Neal, LA Galaxy	.940
3. Darlington Nagbe, Columbus	.933
4. Aidan Morris, Columbus	.920
5. Matheus Rossetto, Atlanta Utd	.913
6. Nemanja Radoja, Sporting KC	.909
7. Maya Yoshida, LA Galaxy	.908
8. Rémi Walter, Sporting KC	.905
9. 3 Players	.903

GOALKEEPER LEADERS

GOAL AGAINST AVERAGE

1. Stefan Frei, Seattle	0.87
2. Joe Willis, Nashville SC	0.97
3. Maarten Paes, FC Dallas	1.00
4. Andre Blake, Philadelphia	1.06
5. Pedro Gallese, Orlando City	1.10
6. Roman Celentano, FC Cincinnati	1.12
7. Steve Clark, Houston	1.15
Carlos Coronel, NY Red Bulls	1.15
9. Sean Johnson, Toronto FC	1.20
10. J.T. Marcinkowski, San Jose	1.21

CLEAN SHEETS

1. Stefan Frei, Seattle	14
2. Steve Clark, Houston	12
Roman Celentano, FC Cincinnati	12
4. Jonathan Sirois, CF Montréal	11
5. Pedro Gallese, Orlando City	10
Joe Willis, Nashville SC	10
7. Zac MacMath, Real Salt Lake	9
Carlos Coronel, NY Red Bulls	9
9. 6 Players	8

SAVES

1. Brad Stuver, Austin FC	129
2. Roman Bürki, St. Louis	123
3. Drake Callender, Inter Miami	121
4. Joe Willis, Nashville SC	98
5. Đorđe Petrović, New England	97
Jonathan Sirois, CF Montréal	97
7. Yohei Takaoka, Vancouver	94
8. Maarten Paes, FC Dallas	93
9. Christopher Brady, Chicago	92
10. Dayne St. Clair, Minnesota Utd	91

CLEAN SHEETS PERCENTAGE

1. Stefan Frei, Seattle	.438
2. Steve Clark, Houston	.364
Roman Celentano, FC Cincinnati	.364
4. William Yarbrough, Colorado	.350
5. Jonathan Sirois, CF Montréal	.344
6. Pedro Gallese, Orlando City	.333
J.T. Marcinkowski, San Jose	.333
8. Zac MacMath, Real Salt Lake	.321
9. John McCarthy, Los Angeles FC	.320
10. Đorđe Petrović, New England	.318

SAVE PERCENTAGE

1. Đorđe Petrović, New England	.806
2. Joe Willis, Nashville SC	.797
3. Roman Bürki, St. Louis	.785
4. Daniel, San Jose	.777
5. Andre Blake, Philadelphia	.768
6. Maarten Paes, FC Dallas	.765
7. J.T. Marcinkowski, San Jose	.755
8. Kristijan Kahlina, Charlotte	.745
9. Christopher Brady, Chicago	.739
10. Steve Clark, Houston	.736
Roman Celentano, FC Cincinnati	.736

PENALTY KICK SAVES

1. Tim Melia, Sporting KC	2
2. Carlos Coronel, NY Red Bulls	1
Maxime Crépeau, Los Angeles FC	1
Daniel, San Jose	1
Pedro Gallese, Orlando City	1
Luka Gavran, Toronto FC	1
Zac MacMath, Real Salt Lake	1
Maarten Paes, FC Dallas	1
Đorđe Petrović, New England	1
Yohei Takaoka, Vancouver	1

MLS ATTENDANCE

Rk	Team	GP	Total	Average	High	Low	Stadium	Capacity
1	Atlanta United	17	807,947	47,526	71,635	42,539	Mercedes-Benz Stadium	42,500 *
2	Charlotte FC	17	617,729	36,337	69,345	27,236	Bank of America Stadium	38,000 *
3	Seattle Sounders	17	546,744	32,161	42,054	30,011	Lumen Field	37,722 *
4	Nashville SC	17	480,370	28,257	31,840	25,839	Geodis Park	30,000
5	FC Cincinnati	17	431,238	25,367	25,513	25,082	TQL Stadium	26,000
6	Toronto FC	17	430,263	25,310	27,892	20,701	BMO Field	28,351
7	Los Angeles Galaxy	17	409,794	24,106	82,110#	16,035	Dignity Health Sports Park	27,000
8	New England Revolution	17	392,744	23,103	25,218	21,320	Gillette Stadium	20,000 *
9	Portland Timbers	17	392,744	23,103	25,218	21,320	Providence Park	25,218
10	Saint Louis City	17	381,191	22,423	22,423	22,423	Citypark	22,500
11	Los Angeles FC	17	376,643	22,155	22,921	22,007	BMO Stadium	22,000
12	Austin FC	17	352,546	20,738	20,738	20,738	Q2 Stadium	20,738
13	Orlando City SC	17	350,023	20,590	24,440	17,012	Exploria Stadium	25,500
14	Columbus Crew	17	345,338	20,314	20,730	19,249	Lower.com Field	20,371
15	New York City FC	17	334,443	19,673	30,615	7,417	Yankee Stadium	30,321 *
16	Minnesota United	17	332,659	19,568	19,913	18,410	Allianz Field	19,400
17	Real Salt Lake	17	330,290	19,429	21,471	16,666	America First Field	20,213
18	Philadelphia Union	17	321,425	18,907	19,535	18,533	Subaru Park	18,500
19	Sporting Kansas City	17	316,474	18,616	20,479	17,178	Children's Mercy Park	18,467
20	San Jose Earthquakes	17	313,003	18,412	45,112	12,434	PayPal Park	18,000
21	New York Red Bulls	17	310,190	18,246	26,276	12,932	Red Bull Arena	25,000
22	FC Dallas	17	310,065	18,239	19,906	15,890	Toyota Stadium	19,096
23	Chicago Fire	17	308,885	18,170	62,124	7,815	Solider Field	24,955 *
24	CF Montreal	17	298,376	17,552	23,352	13,509	Saputo Stadium	19,619
25	D.C. United	17	298,185	17,540	19,215	12,591	Audi Field	20,000
26	Inter Miami CF	17	295,149	17,362	20,452	13,892	DRV PNK Stadium	18,000
27	Vancouver Whitecaps	17	284,661	16,745	25,146	13,232	BC Place	22,120 *
28	Colorado Rapids	17	261,953	15,409	18,171	12,064	Dick's Sporting Goods Park	18,061
29	Houston Dynamo	17	255,495	15,029	19,128	10,873	PNC Stadium	22,039
TOTALS		493	10,900,804	22,111	82,110	7,417		

* Stadium has a reduced capacity for MLS soccer

Game played at Rose Bowl Stadium

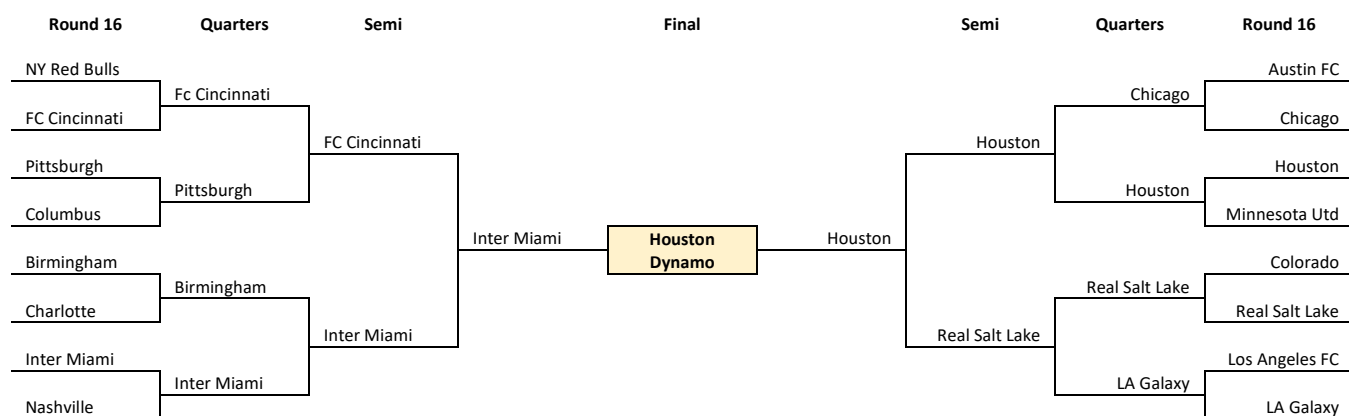
HIGHEST ATTENDANCE

Rk	Home Team	Score	Road Team	Attendance	Date	Stadium
1	Los Angeles Galaxy	W 2-1	Los Angeles FC	82,110	July 4	Rose Bowl
2	Atlanta United	W 5-2	Inter Miami CF	71,635	September 16	Mercedes-Benz Stadium
3	Charlotte FC	L 0-1	New England Revolution	69,345	February 25	Bank of America Stadium
4	Atlanta United	W 2-1	San Jose Earthquakes	67,538	February 25	Mercedes-Benz Stadium
5	Atlanta United	W 4-0	Nashville SC	67,514	August 26	Mercedes-Benz Stadium
6	Charlotte FC	W 1-0	Inter Miami CF	66,101	October 21	Bank of America Stadium
7	Chicago Fire	W 4-1	Inter Miami CF	62,124	October 4	Solider Field
8	San Jose Earthquakes	W 2-1	Los Angeles FC	45,112	May 6	Levi Stadium
9	Charlotte FC	D 2-2	FC Cincinnati	43,613	July 8	Bank of America Stadium
10	Atlanta United	L 1-2	Orlando City	43,576	July 15	Mercedes-Benz Stadium

HAT TRICKS

G	Player	Team	Opponent	Score	Date
4	Jordan Morris	Seattle Sounders	@ Sporting Kansas City	W 4-1	March 25
3	Denis Bouanga	Los Angeles FC	vs Austin FC	W 3-0	April 8
3	Mikael Uhre	Philadelphia Union	vs Toronto FC	W 4-2	April 22
3	Hany Mukhtar	Nashville SC	vs Chicago Fire	W 3-0	May 6
3	Hany Mukhtar	Nashville SC	vs St Louis City	W 3-1	June 17
3	Cucho Hernandez	Columbus Crew	at CF Montreal	W 4-2	September 2
3	Cucho Hernandez	Columbus Crew	vs Chicago Fire	W 3-0	September 20
3	Billy Sharp	Los Angeles Galaxy	vs Minnesota United	W 4-3	September 20
3	Christian Benteke	DC United	vs New York Red Bulls	L 3-5	September 23
3	Denis Bouanga	Los Angeles FC	vs Minnesota United	W 5-1	October 4
4	Teemu Pukki	Minnesota United	vs Los Angeles Galaxy	W 5-2	October 7

2023 US OPEN CUP



FIRST ROUND

3/21	El Farolito 3, Int San Francisco 0 (AET)	at San Francisco, CA	3/22	Tulsa Athletic 1, Brazos Valley 0	at Tulsa, OK
3/21	Ocean City 3, West Chester United 1	at Wayne, PA	3/22	UD Soccer 1, Park City 0	at Las Cruces, NM
3/22	Nona FC 1, Club de Lyon II 0	at Winter Park, FL	3/22	Crossfire Redmond 3, Project 510 0	at Fremont, CA
3/22	Apalachian 2, North Carolina U23 2 (PK 3-0)	at Boone, NC	3/23	Cleveland 1, Lionsbridge 0	at N Olmsted, OH
3/22	Manhattan 2, FC Motown 1 (AET)	at Bronx, NY	3/23	Jacksonville U23 1, Miami United 1 (PK 9-8)	at Jacksonville, FL
3/22	Chicago House AC 1, Bavarian United 0	at Elmhurst, IL	3/23	Lansdowne Yonkers 2, Hartford City 1	at Hartford, CT
3/22	Des Moines 3, Beaman United 0	at Murfreesboro, TN	3/23	Capo FC 4, Ventura County 1	at Ventura, CA

SECOND ROUND

4/4	Miami FC 3, Jacksonville U23 1	at Miami, FL	4/5	Maryland 3, Ocean City 2 (AET)	at Boyds, MD
4/4	Hartford Athletic 3, Lansdowne Yonkers 0	at Hartford, CT	4/5	Birmingham Legion 4, Chattanooga 1	at East Ridge, TN
4/4	Memphis 901 FC 2, One Knoxville 1 (AET)	at Knoxville, TN	4/5	South Georgia 2, Rio Grande Valley 1	at Statesboro, GA
4/4	Charleston Battery 4, Savannah 1	at Mt Pleasant, SC	4/5	Chattanooga FC 4, Des Moines 1	at W. Des Moines, IA
4/4	Detroit City 1, Gold Star Detroit 0	at Hamtramck, MI	4/5	Union Omaha 2, El Paso Locomotive 0	at Omaha, NE
4/4	Tampa Bay 2, Nona FC 0	at St Petersburg, FL	4/5	Tulsa Athletic 1, FC Tulsa 0	at Tulsa, OK
4/4	Flower City Union 3, Manhattan 1	at Rochester, NY	4/5	Northern Colorado 3, Colorado Springs 1	at Colorado Spgs, CO
4/4	San Antonio 2, Club de Lyon 1 (AET)	at San Antonio, TX	4/5	Orange County 5, Capo FC 0	at Irvine, CA
4/4	New Mexico United 6, UDA Soccer 0	at Rio Rancho, NM	4/5	San Diego Loyal 2, ALBION San Diego 0	at San Diego, CA
4/4	Oakland Roots 3, El Farolito 1	at Hayward, CA	4/5	Las Vegas Lights 4, Los Angeles Force 0	at Las Vegas, NV
4/5	Appalachian 2, Charlotte Independence 0	at Matthews, NC	4/5	Sacramento Republic 5, Crossfire Redmond 4 (AET)	at Sacramento, CA
4/5	Indy Eleven 3, Michigan Stars 1 (AET)	at Indianapolis, IN	4/5	Monterey Bay 3, Central Valley 1 (AET)	at Fresno, CA
4/5	Pittsburgh def Rochester NY via forfeit 1-0		4/5	Phoenix Rising 1, Greenville Triumph 0	at Phoenix, AZ
4/5	Louisville City 1, Lexington 0	at Louisville, KY	4/6	Richmond Kickers 3, Cleveland 1	at Richmond, VA
4/5	Loudoun United 2, North Carolina 1 (AET)	at Leesburg, VA	4/11	Chicago House 3, Forward Madison 2 (AET)	at Madison, WI

THIRD ROUND

4/25	Pittsburgh Riverhounds 2, Maryland Bobcats 0	at Pittsburgh, PA	4/26	Houston Dynamo 1, Tampa Bay Rowdies 0	at St Peterburg, FL
4/25	Charleston Battery 1, Charlotte Ind 0 (AET)	at Mt Pleasant, SC	4/26	Inter Miami 2, Miami FC 2 (PK 5-3)	at Miami, FL
4/25	New England 2, Hartford Athletic 1	at Foxborough, MA	4/26	Memphis 901 FC 2, Atlanta United 1 (AET)	at Kennesaw, GA
4/25	Charlotte FC 4, South Georgia Tormenta 1	at Matthews, NC	4/26	Columbus Crew 1, Indy Eleven 0	at Columbus, OH
4/25	Minnesota United 3, Detroit City 1	at Hamtramck, MI	4/26	Birmingham Legion 1, Chattanooga 1 (PK 4-3)	at Birmingham, AL
4/25	St Louis City 5, Union Omaha 1	at St Louis, MO	4/26	Chicago Fire 3, Chicago House 0	at Bridgeview, IL
4/25	Sporting Kansas City 3, Tulsa Athletic 0	at Kansas City, KS	4/26	Nashville SC 1, San Antonio 0	at Nashville, TN
4/25	Monterey Bay 1, San Jose Earthquakes 0	at Seaside, CA	4/26	New Mexico United 2, Phoenix Rising 1	at Albuquerque, NM
4/26	Loudoun United 5, Flower City Union 0	at Leesburg, VA	4/26	Real Salt Lake 3, Las Vegas Lights 1	at Las Vegas, NV
4/26	FC Cincinnati 1, Louisville City 0	at Cincinnati, OH	4/26	Sacramento Republic 1, Oakland Roots 0	at Sacramento, CA
4/26	Colorado Rapids 3, Northern Colorado 1	at Commerce City, CO	4/26	Seattle Sounders 5, San Diego Loyal 4	at Tukwila, WA
4/26	DC United 1, Richmond Kickers 0	at Washington, DC	4/26	Portland Timbers 3, Orange County SC 1	at Portland, OR

ROUND OF 32

5/9	Inter Miami 1, Charleston Battery 0	at Ft Lauderdale, FL	5/10	FC Cincinnati 1, New York City FG 0	at Cincinnati, OH
5/9	Charlotte FC 1, Orlando City 0	at Matthews, NC	5/10	Columbus Crew 5, Loudoun United 1	at Leesburg, VA
5/9	New York Red Bulls 1, DC United 0	at Montclair, NJ	5/10	Birmingham Legion 3, Memphis 901 FC 0	at Birmingham, AL
5/9	Pittsburgh Riverhounds 1, New England 0	at Foxborough, MA	5/10	Houston Dynamo 1, Sporting KC 0	at Houston, TX
5/9	Chicago Fire 2, St Louis City 1	at Bridgeview, IL	5/10	Nashville SC 2, FC Dallas 0	at Nashville, TN
5/9	Minnesota United 3, Philadelphia Union 3 (PK 7-6)	at St Paul, MN	5/10	Austin FC 2, New Mexico United 0	at Austin, TX
5/9	Los Angeles FC 2, Monterey Bay 2 (PK 5-4)	at Seaside, CA	5/10	LA Galaxy 3, Seattle Sounders 1	at Carson, CA
5/9	Colorado Rapids 4, Sacramento Republic 2	at Sacramento, CA	5/10	Real Salt Lake 4, Portland Timbers 3	at Portland, OR

ROUND OF 16

5/23	Inter Miami 2, Nashville SC 1	at Ft Lauderdale, FL
5/23	FC Cincinnati 1, NY Red bulls 1 (PK 5-3)	at Harrison, NJ
5/23	Houston Dynamo 4, Minnesota United 0	at Houston, TX
5/23	LA Galaxy 2, Los Angeles FC 0	at Los Angeles, CA
5/24	Pittsburgh Riverhounds 1, Columbus Crew 0	at Pittsburgh, PA
5/24	Birmingham Legion 1, Charlotte FC 0	at Birmingham, AL
5/24	Chicago Fire 2, Austin FC 0	at Austin, TX
5/24	Real Salt lake 1, Colorado Rapids 0	at Commerce City, CO

QUARTER-FINALS

6/6	FC Cincinnati 3, Pittsburgh Riverhounds 1	at Cincinnati, OH
6/6	Houston Dynamo 4, Chicago Fire 1	at Bridgeview, IL
6/7	Inter Miami 1, Birmingham Legion 0	at Birmingham, AL
6/7	Real Salt Lake 3, LA Galaxy 2	at Sandy, UT

SEMI-FINALS

8/23	Inter Miami 3, FC Cincinnati 3 (PK 5-4)	at Cincinnati, OH
8/23	Houston Dynamo 3, Real Salt Lake 1	at Houston, TX

FINAL

9/27	Houston Dynamo 2, Inter Miami 1	at Ft Lauderdale, FL
------	---------------------------------	----------------------

2023 LEAGUES CUP

GROUP STAGE

WEST 1

Team	W-L	Pts	GD
Tigres	2-0	6	+2
Portland	1-1	3	+1
San Jose	0-2	0	-3

WEST 2

Team	W-L	Pts	GD
Monterrey	2-0	6	+5
Real Salt Lake	1-1	3	0
Seattle	0-2	0	-5

WEST 3

Team	W-L	Pts	GD
Leon	2-0	5	+1
Vancouver	1-1	4	+1
LA Galaxy	0-2	0	-2

CENTRAL 1

Team	W-L	Pts	GD
Columbus	2-0	6	+4
Club America	1-1	3	+1
St Louis City	0-2	0	-5

CENTRAL 2

Team	W-L	Pts	GD
Chicago	1-1	4	+1
Minnesota Utd	1-1	3	+3
Puebla	1-1	2	-4

CENTRAL 3

Team	W-L	Pts	GD
FC Cincinnati	2-0	5	+2
Sporting KC	1-1	4	+1
Chivas	0-2	0	-3

CENTRAL 4

Team	W-L	Pts	GD
Toluca	2-0	6	+4
Nashville	1-1	3	0
Colorado	0-2	0	-4

SOUTH 1

Team	W-L	Pts	GD
Mazatlan	2-0	5	+2
Juarez	1-1	4	+2
Austin	0-2	0	-4

SOUTH 2

Team	W-L	Pts	GD
Orlando City	2-0	5	+1
Houston	1-1	3	0
Santos Laguna	0-2	1	-1

SOUTH 3

Team	W-L	Pts	GD
Inter Miami	2-0	6	+5
Cruz Azul	1-1	2	-1
Atlanta Utd	0-2	1	-4

SOUTH 4

Team	W-L	Pts	GD
Charlotte	2-0	5	+3
FC Dallas	1-1	4	+3
Necaxa	0-2	0	-6

EAST 1

Team	W-L	Pts	GD
Philadelphia	2-0	6	+6
Queretaro	1-1	3	-3
Tijuana	0-2	0	-3

EAST 2

Team	W-L	Pts	GD
Pumas	1-1	4	+3
DC United	1-1	3	-2
Montreal	1-1	2	-1

EAST 3

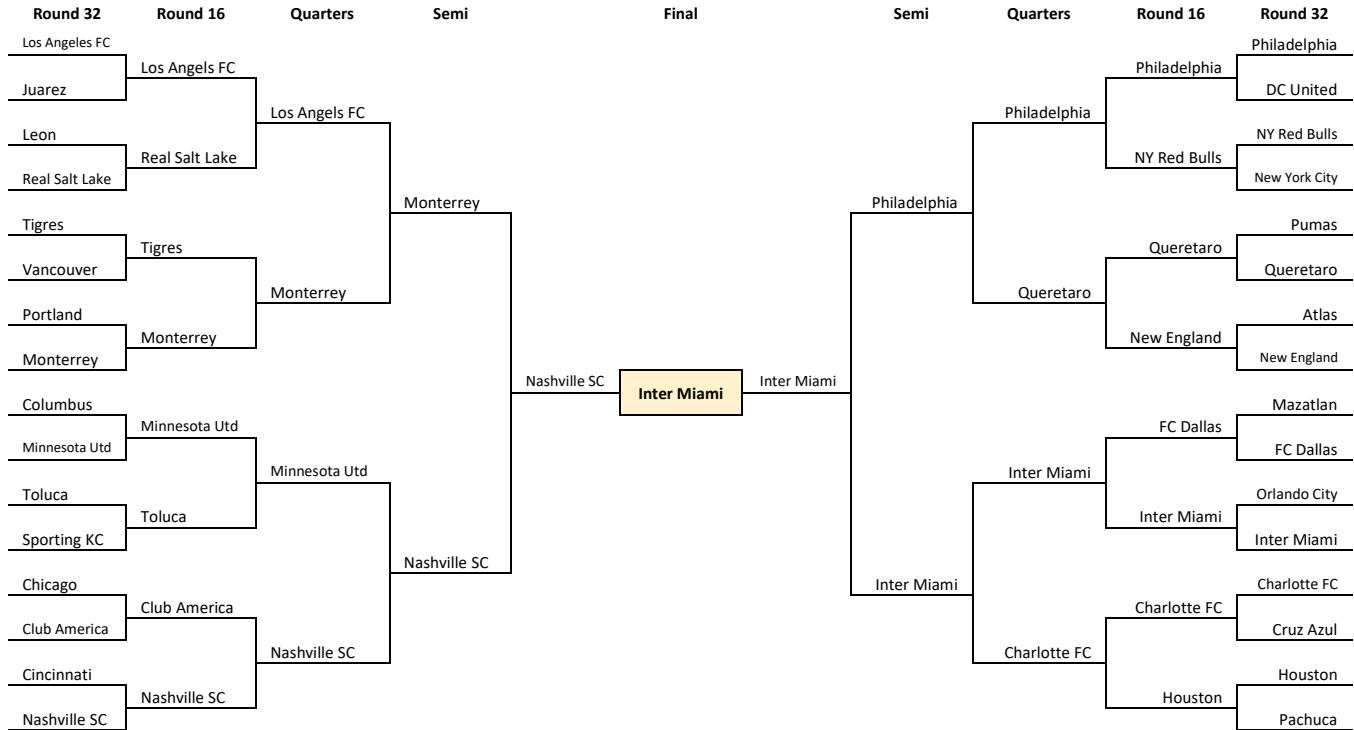
Team	W-L	Pts	GD
Atlas	2-0	6	+2
New York City	1-1	3	+4
Toronto	0-2	0	-6

EAST 4

Team	W-L	Pts	GD
NY Red Bulls	2-0	5	+1
New England	1-1	4	+4
Atl San Luis	0-2	0	-5

The top two teams in each group advance to the Knockout Round. If matches are tied at the end of regulation, a winner will be determined by a penalty kick shootout. PK winner awarded 2 points; PK loser awarded 1 point. For the sake of the standings above, all matches are either wins or losses.

KNOCKOUT ROUND



Round of 32

- 8/2 Inter Miami 3, Orlando City 1 @ Ft Lauderdale, FL
- 8/2 FC Dallas 2, Mazatlan 1 @ Frisco, TX
- 8/2 Houston 0, Pachuca 0 (PK 5-3) @ Houston, TX
- 8/2 Los Angeles FC 7, Juarez 1 @ Los Angeles, CA
- 8/3 New England 2, Atlas 2 (PK 8-7) @ Foxboro, MA
- 8/3 Philadelphia 0, DC United 0 (PK 5-4) @ Chester, PA
- 8/3 Queretaro 1, Pumas 0 @ Washington, DC
- 8/3 NY Red Bulls 1, New York City FC 0 @ Harrison, NJ
- 8/3 Charlotte FC 0, Cruz Azul 0 (PK 4-3) @ Charlotte, NC
- 8/4 Minnesota United 3, Columbus 3 (PK 4-3) @ Columbus, OH
- 8/4 Nashville SC 1, FC Cincinnati 1 (PK 5-4) @ Cincinnati, OH
- 8/4 Club America 1, Chicago 0 @ Bridgeview, IL
- 8/4 Real Salt Lake 3, Leon 1 @ Sandy, UT
- 8/4 Toluca 4, Sporting KC 1 @ Kansas City, KS
- 8/4 Monterrey 1, Portland 0 @ Portland, OR
- 8/4 Tigres 1, Vancouver 1 (PK 5-3) @ Vancouver, BC

Round of 16

- 8/6 Inter Miami 4, Dallas 4 (PK 5-3) @ Frisco, TX
- 8/7 Queretaro 1, New England 1 (PK 4-3) @ Foxboro, MA
- 8/7 Charlotte FC 2, Houston 1 @ Houston, TX
- 8/8 Los Angeles FC 4, Real Salt Lake 0 @ Los Angeles, CA
- 8/8 Minnesota United 2, Toluca 2 (PK 4-2) @ St Paul, MN
- 8/8 Nashville SC 2, Club America 2 (PK 5-4) @ Nashville, TN
- 8/8 Monterrey 1, Tigres 0 @ Houston, TX
- 8/7 Philadelphia 1, NY Red Bulls 1 (PK 4-3) @ Chester, PA

Quarterfinals

- 8/11 Inter Miami 4, Charlotte FC 0 @ Ft Lauderdale, FL
- 8/11 Philadelphia 2, Queretaro 1 @ Chester, PA
- 8/11 Nashville SC 5, Minnesota United 0 @ Nashville, TN
- 8/11 Monterrey 3, Los Angeles FC 2 @ Pasadena, CA

Semifinals

- 8/15 Inter Miami 4, Philadelphia 1 @ Chester, PA
- 8/15 Nashville SC 2, Monterrey 0 @ Nashville, TN

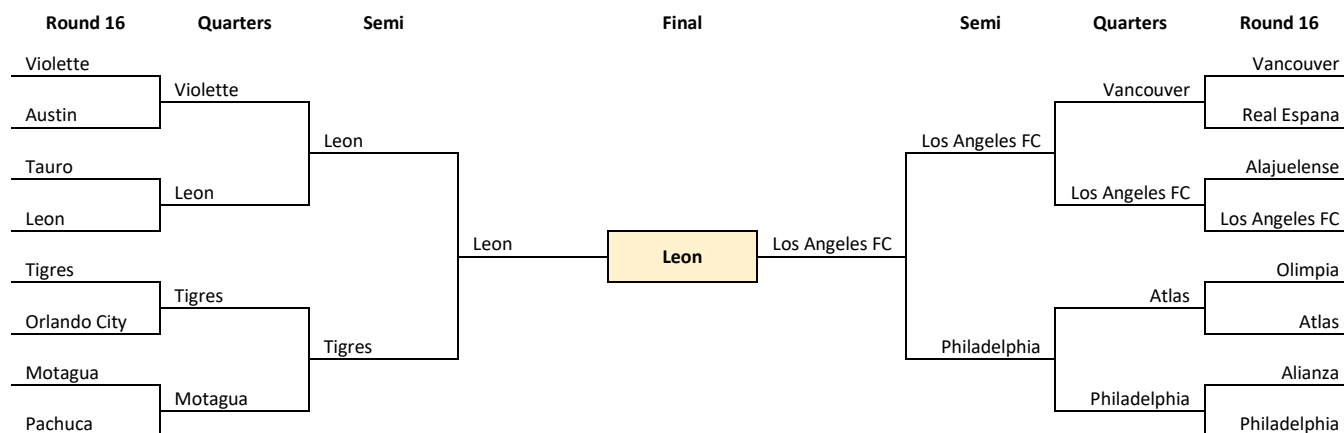
Third Place Game

- 8/19 Philadelphia 3, Monterrey 0 @ Chester, PA

Final

- 8/16 Inter Miami 1, Nashville SC 1 (PK 10-9) @ Nashville, TN

2023 CONCACAF CHAMPIONS LEAGUE



ROUND OF 16

Violette def Austin FC 3-2

3/7 Violette 3, Austin 0
3/14 Austin 2, Violette 0

at Santiago
at Austin

Vancouver def Real Espana 7-3

3/8 Vancouver 5, Real Espana 0
3/15 Real Espana 3, Vancouver 2

at Vancouver
at San Pedro Sula

Leon def Tauro 3-0

3/8 Leon 1, Tauro 0
3/16 Leon 2, Tauro 0

at Panama City
at Leon

Los Angeles FC def Alajuelense 4-2

3/9 Los Angeles FC 3, Alajuelense 0
3/15 Alajuelense 2, Los Angeles FC 1

at Alajuela
at Los Angeles

Tigres def Orlando City 1-1 (AGR)

3/7 Tigres 0, Orlando City 0 (Draw)
3/15 Orlando City 1, Tigres 1 (Draw)

at Monterrey
at Orlando

Atlas 5, Olimpia 4

3/8 Olimpia 4, Atlas 1
3/14 Atlas 4, Olimpia 0

at Tegucigalpa
at Guadalajara

Motagua def Pachuca 1-1 (AGR)

3/9 Motagua 0, Pachuca 0 (Draw)
3/16 Pachuca 1, Motagua 1 (Draw)

at Tegucigalpa
at Pachuca

Philadelphia def Alianza 4-0

3/7 Alianza 0, Philadelphia 0 (Draw)
3/14 Philadelphia 4, Alianza 0

at San Salvador
at Philadelphia

QUARTER-FINALS

Leon def Violette 6-2

4/4 Leon 5, Violette 0
4/11 Violette 2, Leon 1

at Leon
at Santiago

Los Angeles FC def Vancouver 6-0

4/5 Los Angeles FC 3, Vancouver 0
4/11 Los Angeles FC 3, Vancouver 0

at Vancouver
at Los Angeles

Tigres def Motagua 6-0

4/5 Tigres 1, Motagua 0
4/13 Tigres 5, Motagua 0

at San Pedro Sula
at San Nicolas

Philadelphia def Atlas 3-2

4/4 Philadelphia 1, Atlas 0
4/12 Atlas 2, Philadelphia 1 (Draw)

at Philadelphia
at Guadalajara

SEMI-FINALS

Leon def Tigres UANL 4-3

4/25 UNAL Tigres 2, Leon 1
5/3 Leon 3, UANL Tigres 1

at San Nicolas
at Leon

Los Angeles FC def Philadelphia

4/26 Philadelphia 1, Los Angeles FC 1 (Draw)
5/2 Los Angeles FC 3, Philadelphia 0

at Philadelphia
at Los Angeles

FINAL

Leon def Los Angeles FC 4-1

5/31 Leon 3, Los Angeles FC 1
6/4 Leon 1, Los Angeles FC 0

at Leon
at Los Angeles

ROSTER

No	Name	Pos	Nationality	Ht	Wt	DOB	Age	Birthplace	2020-21 Team
FORWARDS									
7	Franck Boli	FW	Ivory Coast	5' 11"	170	12/7/1993	29	Yamoussoukro, Ivory Coast	Ferencvaros
27	Dairon Asprilla	FW	Columbia	5' 10"	163	5/25/1992	31	Istmina, Colombia	Portland Timbers
9	Felipe Mora	FW	Chile	5' 6"	161	8/2/1993	29	Santiago, Chile	Portland Timbers
11	Jaroslav Niezgodna	FW	Poland	6' 0"	161	3/15/1995	28	Poniatowa, Poland	Portland Timbers
99	Nathan Fogaca	FW	Brazil	5' 10"	161	6/9/1999	24	Palmeira dos Índios, Brazil	Portland Timbers
16	Diego Gutierrez	FW	United States	5' 11"	146	5/1/1999	24	Omaha, NE	Portland Timbers
17	Tega Ikoba	FW	United States	6' 3"	198	8/14/2003	20	Bettendorf, IA	Portland Timbers
80	Antony	FW	Brazil	5' 10"		9/7/2001	22	Brazil	Arouca (1-POR)
MIDFIELDERS									
21	Diego Chara	MF	Columbia	5' 7"	141	4/5/1986	37	Cali, Columbia	Portland Timbers
30	Santiago Moreno	MF	Columbia	5' 8"	148	4/21/2000	23	Cali, Colombia	Portland Timbers
20	Evander	MF	Brazil	5' 10"	168	6/9/1998	25	Rio de Janeiro, Brazil	Midtjylland (1-DEN)
22	Cristhian Paredes	MF	Paraguay	6' 0"	163	5/18/1998	25	Paraguari, Paraguay	Portland Timbers
44	Marvin Loria	MF	Costa Rica	5' 9"	161	4/24/1997	26	Isla, Costa Rica	Portland Timbers
19	Eryk Williamson	MF	United States	5' 8"	152	6/11/1997	26	Alexandria, VA	Portland Timbers
23	Yimmi Chara	MF	Columbia	5' 5"	172	4/2/1991	32	Cali, Columbia	Portland Timbers
10	Sebastian Blanco	MF	Argentina	5' 6"	146	3/15/1988	35	Lomas de Zamora, Argentina	Portland Timbers
	Bryan Acosta	MF							
92	Noel Caliskan	MF	Germany	5' 11"	-	8/29/2000	23	Cologne, Germany	Flint City (USL 2)
24	David Ayala	MF	Argentina	5' 8"	148	7/26/2002	21	Berazategui, Argentina	Portland Timbers
57	Victor Griffith	MF	Panama	5' 9"	-	12/12/2000	22	Panama City, Panama	Timbers II (3-USA)
DEFENDERS									
13	Dario Zuparic	DF	Bosnia	6' 2"	185	5/3/1992	31	Grad Županja, Croatia	Portland Timbers
18	Zac McGraw	DF	United States	6' 3"	203	6/8/1997	26	Torrance, CA	Portland Timbers
29	Juan Mosquera	DF	Columbia	5' 11"	159	9/5/2002	20	Cali, Colombia	Portland Timbers
5	Claudio Bravo	DF	Argentina	6' 0"	183	3/13/1997	26	Lomas de Zamora, Argentina	Portland Timbers
15	Eric Miller	DF	United States	6' 1"	174	1/15/1993	30	Jacksonville, FL	Nashville SC
33	Larrys Mabiala	DF	Congo	6' 2"	183	10/8/1987	35	Montfermeil, France	Portland Timbers
14	Justin Rasmussen	DF	United States	6' 0"	172	12/15/1998	24	Las Vegas, NV	Portland Timbers
28	Pablo Bonilla	DF	Venezuela	5' 8"	159	12/2/1999	23	Acarigua, Venezuela	Portland Timbers
2	Miguel Araujo	DF	Peru	5' 11"	165	10/24/1994	28	Lima, Peru	FC Emmen (1-NET)
39	Tyler Clegg	DF	United States	6' 3"	-	5/1/2000	23	Manassas, VA	James Madison (NCAA)
GOALKEEPER									
31	Aljaz Ivacic	GK	Slovenia	6' 2"	183	12/29/1993	29	Ljubljana, Slovenia	Portland Timbers
1	David Bingham	GK	United States	6' 2"	183	10/19/1989	33	Castro Valley, CA	Portland Timbers
26	Hunter Sulte	GK	United States	6' 7"	194	4/25/2002	21	Anchorage, AK	Timbers II (3-USA)

HEAD COACH(ES): Giovanni Savarese
Miles Joseph

Start of Season - August 21
August 21 - End of Season

8-8-13
5-2-3

SPLITS

	W	-	D	-	L	Pts	Pts%	PPG	GF	GA	GD	Home	Road
SEASON SPLITS													
All Companions	13	-	10	-	16	49	.419	1.26	55	66	-11	11-3-8	2-7-8
MLS Regular Season	11	-	10	-	13	43	.422	1.26	46	58	-12	9-3-5	2-7-8
First Half	5	-	5	-	7	20	.392	1.18	20	24	-4	4-1-2	1-3-5
Second Half	6	-	5	-	6	23	.451	1.35	26	34	-8	5-2-3	1-4-3
US Open Cup	1	-	0	-	1	3	.500	1.50	6	5	+1	1-0-1	-
Leagues Cup	1	-	0	-	2	3	.333	1.00	3	3	0	1-0-2	-
Western Conference (Regular)	10	-	9	-	9	39	.464	1.39	38	42	-2	8-2-4	2-7-5
Eastern Conference (Regular)	1	-	1	-	4	4	.222	0.67	8	16	-10	1-1-1	0-0-3

MONTHLY SPLITS (ALL COMPETITIONS)													
February	1	-	0	-	0	3	1.000	3.00	1	0	+1	1-0-0	-
March	0	-	1	-	3	1	.083	0.25	4	10	-6	0-1-1	0-0-2
April	3	-	1	-	2	10	.556	1.67	11	7	+4	2-0-0	1-1-2
May	1	-	2	-	3	5	.278	0.83	9	12	-3	1-1-2	0-1-1
June	1	-	3	-	1	6	.400	1.20	3	3	0	1-1-1	0-2-0
July	2	-	1	-	2	7	.467	1.40	7	8	-1	2-0-1	0-1-1
August	1	-	0	-	3	3	.250	0.75	4	10	-6	1-0-2	0-0-1
September	4	-	2	-	0	14	.778	2.33	14	10	+4	3-0-0	1-2-0
October	0	-	0	-	2	0	.000	0.00	2	7	-5	0-0-1	0-0-1

SITUATIONAL SPLITS (ALL CO6MPETITIONS)													
Shutouts	4	-	4	-	4	.500		Leading at HT				11 - 2 - 0	.923
One Goal	7	-	10			.412		Tied at HT				2 - 6 - 6	.357
Blowouts (3+ GD)	1	-	5			.167		Trailing at HT				0 - 2 - 10	.083
When Scoring First	11	-	3	-	4	.694		XGD				14 - 4 - 16	.529

	GF	GA	GD	Home	Road		GF	GA	GD	Home	Road
0-15	7	8	-1	5-3	2-5	46-60	9	12	-3	7-9	2-3
16-30	8	6	+2	8-2	0-4	61-75	9	12	-3	4-3	5-9
31-45	7	12	-5	5-5	2-7	76-90	12	7	+5	7-3	5-4
45+	1	6	-5	1-3	0-3	90+	2	3	-1	1-2	1-1
First Half	22	31	-9	19-13	3-19	Second Half	32	34	-2	19-17	13-17

Opponent	First Match	Second Match	Third Match	W	-	D	-	L	Pts	GF	GA	GD	Home	Road
MLS REGULAR SEASON														
Atlanta United	(R) L 1-5	-	-	0	-	0	-	1	0	1	5	-4	-	0-0-1
Austin	(H) D 2-2	(R) W 2-1	-	1	-	1	-	0	4	4	3	+1	0-1-0	1-0-0
CF Montreal	(R) L 1-4	-	-	0	-	0	-	1	0	1	4	-3	-	0-0-1
Chicago	(H) L 1-2	-	-	0	-	0	-	1	0	1	2	-1	0-0-1	-
Colorado	(R) D 0-0	(H) W 3-2	-	1	-	1	-	0	4	3	2	+1	1-0-0	0-1-0
Columbus	(H) W 3-2	-	-	1	-	0	-	0	3	3	2	+1	1-0-0	-
FC Cincinnati	(R) L 1-2	-	-	0	-	0	-	1	0	1	2	-1	-	0-0-1
FC Dallas	(R) D 1-1	(H) W 1-0	-	1	-	1	-	0	4	2	1	+1	1-0-0	0-1-0
Houston	(R) L 0-5	(H) L 1-3	-	0	-	0	-	2	0	1	8	-7	0-0-1	0-0-1
LA Galaxy	(H) D 0-0	(R) D 3-3	-	0	-	2	-	0	2	3	3	0	0-1-0	0-1-0
Los Angeles FC	(R) L 2-3	(H) W 2-0	-	1	-	0	-	1	3	4	3	+1	1-0-0	0-0-1
Minnesota Utd	(H) L 0-1	(R) L 1-4	-	0	-	0	-	2	0	1	5	-4	0-0-1	0-0-1
New York City	(H) D 1-1	-	-	0	-	1	-	0	1	1	1	0	0-1-0	-
Real Salt Lake	(R) D 0-0	(H) W 2-1	-	1	-	1	-	0	4	2	1	+1	1-0-0	0-1-0
San Jose	(R) D 0-0	(H) W 2-1	-	1	-	1	-	0	4	2	1	+1	1-0-0	0-1-0
Seattle	(H) W 3-1	(R) D 0-0	(R) D 2-2	1	-	2	-	0	5	6	3	+3	1-0-0	0-2-0
Sporting KC	(H) W 1-0	(R) L 1-4	-	1	-	0	-	1	3	2	4	-2	1-0-0	0-0-1
St Louis City	(H) L 1-2	(R) W 2-1	-	1	-	0	-	1	3	3	3	0	0-0-1	1-0-0
Vancouver	(R) L 0-1	(H) W 3-1	(H) L 2-3	1	-	0	-	2	3	5	5	0	1-0-1	0-0-1

GAMELOG

No	Comp	Date	Opponent	Dec	GF - GA	Record	Goalscorers	Goalkeeper	Att
1	MLS	2/27	Sporting KC	W	1 - 0	1 - 0 - 0	Mosquera	Bingham (CS)	22,925
2	MLS	3/4	@ Los Angeles FC	L	2 - 3	1 - 0 - 1	Evander, Paredes	Bingham	22,202
3	MLS	3/11	St Louis City	L	1 - 2	1 - 0 - 2	McGraw	Bingham	23,386
4	MLS	3/18	@ Atlanta United	L	1 - 5	1 - 0 - 3	Ikoba	Ivacic	42,648
5	MLS	3/25	LA Galaxy	D	0 - 0	1 - 1 - 3		Bingham (*)	24,077
6	MLS	4/1	@ FC Dallas	D	1 - 1	1 - 2 - 3	Boli	Ivacic	19,096
7	MLS	4/8	@ Vancouver	L	0 - 1	1 - 2 - 4		Ivacic	17,029
8	MLS	4/15	Seattle	W	4 - 1	2 - 2 - 4	Asprilla, Fogaca, Niezgoda, Mosquera	Ivacic	25,218
9	MLS	4/22	@ FC Cincinnati	L	1 - 2	2 - 2 - 5	Asprilla	Ivacic	25,513
10	USOC	4/26	Orange County	W	3 - 1	Advanced	Loria, Clegg, Niezgoda	Sulte	11,639
11	MLS	4/29	@ St Louis City	W	2 - 1	3 - 2 - 5	Evander, Y.Chara	Ivacic	22,423
12	MLS	5/6	Austin	D	2 - 2	3 - 3 - 5	Zuparic, Bravo	Ivacic	23,318
13	USOC	5/10	Real Salt Lake	L	3 - 4	Eliminated	Blanco, Rasmussen Niezgoda	Bingham	8,071
14	MLS	5/13	Vancouver	W	3 - 1	4 - 3 - 5	Evander 2, Boli	Ivacic	23,154
15	MLS	5/17	@ Real Salt Lake	D	0 - 0	4 - 4 - 5		Ivacic (CS)	18,020
16	MLS	5/20	Minnesota Utd	L	0 - 1	4 - 4 - 6		Ivacic	22,137
17	MLS	5/28	@ Sporting KC	L	1 - 4	4 - 4 - 7	Boli	Ivacic	18,514
18	MLS	6/3	@ Seattle	D	0 - 0	4 - 5 - 7		Ivacic (CS)	42,054
19	MLS	6/11	FC Dallas	W	1 - 0	5 - 5 - 7	Boli	Bingham (CS)	22,907
20	MLS	6/17	@ San Jose	D	0 - 0	5 - 6 - 7		Bingham (CS)	14,188
21	MLS	6/21	Chicago	L	1 - 2	5 - 6 - 8	Boli	Bingham	22,548
22	MLS	6/24	New York City	D	1 - 1	5 - 7 - 8	Evander	Ivacic	22,676
23	MLS	7/1	@ Minnesota Utd	L	1 - 4	5 - 7 - 9	Boli	Ivacic	19,844
24	MLS	7/12	@ Colorado	D	0 - 0	5 - 8 - 9		Bingham (CS)	17,426
25	MLS	7/15	Columbus	W	3 - 2	6 - 8 - 9	Asprilla 2	Bingham	24,181
26	LeaC	7/22	San Jose	W	2 - 0	1 - 0 - 0	Evander, Mora	Bingham (CS)	21,137
27	LeaC	7/26	Tigres	L	1 - 2	1 - 0 - 1	Evander	Ivacic	21,755
28	LeaC	8/4	Monterrey	L	0 - 1	Eliminated		Ivacic	18,770
29	MLS	8/20	@ Houston	L	0 - 5	6 - 8 - 10		Ivacic	12,670
30	MLS	8/26	Vancouver	L	2 - 3	6 - 8 - 11	Mora, Evander	Bingham	22,674
31	MLS	8/30	Real Salt Lake	W	2 - 1	7 - 8 - 11	Moreno, Mora	Bingham	21,320
32	MLS	9/2	@ Seattle	D	2 - 2	7 - 9 - 11	Asprilla, Evander	Bingham	37,031
33	MLS	9/9	Los Angeles FC	W	2 - 0	8 - 9 - 11	Mabiala, Bravo	Bingham (CS)	23,239
34	MLS	9/17	@ Austin	W	2 - 1	9 - 9 - 11	Mora, Evander	Bingham	20,738
35	MLS	9/20	San Jose	W	2 - 1	10 - 9 - 11	Paredes, Evander	Bingham	21,518
36	MLS	9/23	Colorado	W	3 - 2	11 - 9 - 11	Antony, Moreno, Mora	Bingham	22,248
37	MLS	9/30	@ LA Galaxy	D	3 - 3	11-10 - 11	Moreno, Mora, OG	Bingham	23,101
38	MLS	10/7	CF Montreal	L	1 - 4	11-10 - 12	Boli	Bingham	17,559
39	MLS	10/21	Houston	L	1 - 3	11-10 - 13	Mora	Bingham	25,218

GAMELOG

No	Comp	Date	Opponent	Dec	GF - GA	xG - xGA	Poss%	SOT	Shots	Captain	Formation
1	MLS	2/27	Sporting KC	W	1 - 0	0.5 - 1.2	43%	4 - 4	7 - 12	D Chara	4-2-3-1
2	MLS	3/4	@ Los Angeles FC	L	2 - 3	1.2 - 1.8	54%	5 - 4	10 - 14	D Chara	4-2-3-1
3	MLS	3/11	St Louis City	L	1 - 2	1.0 - 0.8	50%	3 - 5	13 - 10	D Chara	5-3-2
4	MLS	3/18	@ Atlanta United	L	1 - 5	0.7 - 2.5	41%	3 - 8	9 - 18	D Chara	5-3-2
5	MLS	3/25	LA Galaxy	D	0 - 0	1.0 - 1.0	33%	1 - 4	10 - 17	D Chara	4-3-3
6	MLS	4/1	@ FC Dallas	D	1 - 1	0.3 - 1.0	41%	2 - 6	6 - 17	D Chara	4-3-3
7	MLS	4/8	@ Vancouver	L	0 - 1	0.7 - 2.3	42%	0 - 9	2 - 13	D Chara	4-3-3
8	MLS	4/15	Seattle	W	4 - 1	1.8 - 1.3	43%	8 - 5	17 - 15	D Chara	4-4-2
9	MLS	4/22	@ FC Cincinnati	L	1 - 2	1.7 - 2.1	54%	4 - 6	14 - 13	D Chara	4-4-2
10	USOC	4/26	Orange County	W	3 - 1		46%	5 - 6	18 - 13	S Blanco	4-2-3-1
11	MLS	4/29	@ St Louis City	W	2 - 1	1.7 - 0.9	48%	6 - 1	14 - 7	D Chara	4-2-3-1
12	MLS	5/6	Austin	D	2 - 2	0.8 - 1.2	46%	3 - 4	9 - 11	D Chara	4-2-3-1
13	USOC	5/10	Real Salt Lake	L	3 - 4		52%	7 - 5	20 - 13	S Blanco	4-2-3-1
14	MLS	5/13	Vancouver	W	3 - 1	1.1 - 0.7	45%	7 - 4	13 - 8	D Chara	4-2-3-1
15	MLS	5/17	@ Real Salt Lake	D	0 - 0	0.4 - 1.0	41%	4 - 4	10 - 17	D Chara	4-2-3-1
16	MLS	5/20	Minnesota Utd	L	0 - 1	0.6 - 0.4	53%	3 - 5	18 - 9	D Chara	4-2-3-1
17	MLS	5/28	@ Sporting KC	L	1 - 4	1.1 - 1.7	38%	3 - 7	9 - 15	D Chara	4-2-3-1
18	MLS	6/3	@ Seattle	D	0 - 0	0.3 - 0.3	41%	2 - 1	11 - 5	D Chara	4-2-3-1
19	MLS	6/11	FC Dallas	W	1 - 0	1.4 - 0.3	43%	8 - 2	14 - 5	D Chara	4-2-3-1
20	MLS	6/17	@ San Jose	D	0 - 0	1.1 - 1.3	45%	4 - 2	16 - 12	D Chara	4-2-3-1
21	MLS	6/21	Chicago	L	1 - 2	1.2 - 1.2	45%	4 - 3	17 - 12	D Chara	4-2-3-1
22	MLS	6/24	New York City	D	1 - 1	1.0 - 0.6	54%	7 - 3	16 - 8	D Chara	4-2-3-1
23	MLS	7/1	@ Minnesota Utd	L	1 - 4	0.5 - 2.2	44%	3 - 10	7 - 18	D Chara	4-4-2
24	MLS	7/12	@ Colorado	D	0 - 0	0.5 - 1.0	43%	2 - 1	9 - 12	D Chara	4-3-3
25	MLS	7/15	Columbus	W	3 - 2	1.2 - 2.1	38%	5 - 5	12 - 17	D Chara	4-3-3
26	LeaC	7/22	San Jose	W	2 - 0		49%	5 - 3	12 - 11	D Chara	4-3-3
27	LeaC	7/26	Tigres	L	1 - 2		34%	8 - 9	2 - 3	D Chara	4-3-3
28	LeaC	8/4	Monterrey	L	0 - 1		49%	4 - 5	10 - 13	D Chara	4-3-3
29	MLS	8/20	@ Houston	L	0 - 5	0.2 - 2.0	37%	0 - 7	6 - 10	C Paredes	4-3-3
30	MLS	8/26	Vancouver	L	2 - 3	1.9 - 2.0	64%	5 - 2	17 - 8	D Chara	4-3-3
31	MLS	8/30	Real Salt Lake	W	2 - 1	0.8 - 0.8	47%	2 - 5	7 - 14	D Chara	4-3-3
32	MLS	9/2	@ Seattle	D	2 - 2	1.1 - 1.8	54%	4 - 7	14 - 14	D Chara	4-3-3
33	MLS	9/9	Los Angeles FC	W	2 - 0	2.3 - 1.2	39%	5 - 2	10 - 11	D Chara	4-2-3-1
34	MLS	9/17	@ Austin	W	2 - 1	1.8 - 1.4	33%	5 - 5	14 - 16	F Mora	4-2-3-1
35	MLS	9/20	San Jose	W	2 - 1	2.1 - 1.3	46%	6 - 2	19 - 6	C Paredes	4-2-3-1
36	MLS	9/23	Colorado	W	3 - 2	2.3 - 0.4	62%	7 - 4	18 - 7	F Mora	4-2-3-1
37	MLS	9/30	@ LA Galaxy	D	3 - 3	1.6 - 0.8	48%	4 - 5	12 - 10	F Mora	4-3-3
38	MLS	10/7	CF Montreal	L	1 - 4	2.3 - 2.1	57%	4 - 8	16 - 15	F Mora	4-3-3
39	MLS	10/21	Houston	L	1 - 3	1.2 - 0.5	46%	6 - 6	15 - 7	D Chara	4-3-3

SCORING LOG

No	Date	Opp	Dec	Score	0-15 Min	16-30 Min	31-45 Min	45+ Min	45-60 Min	61-75 Min	76-90 Min	90+ Min
1	2/27	SKC	W	1-0	6							
2	3/4	@ LAF	L	2-3		24	34		52	62	84	
3	3/11	STL	L	1-2	3			45+1		75		
4	3/18	@ ATL	L	1-5		25	45		58	74	83 / 86	
5	3/25	LAG	D	0-0								
6	4/1	@ DAL	D	1-1						74		90+2
7	4/8	@ VAN	L	0-1						74		
8	4/15	SEA	W	4-1					56	71	76/81/89	
9	4/22	@ CIN	L	1-2			34		58 / 60			
10	4/26	OC	W	3-1			37		48 / 54			90+2
11	4/29	@ STL	W	2-1						63	79 / 82	
12	5/6	ATX	D	2-2			33		59	71		90+2
13	5/10	RSL	L	3-4	4	30	41		49/52/55/59			
14	5/13	VAN	W	3-1	2	18 / 24			54			
15	5/17	@ RSL	D	0-0								
16	5/20	MIN	L	0-1								90+5
17	5/28	@ SKC	L	1-4	8		33			66 / 68		90+3
18	6/3	@ SEA	D	0-0								
19	6/11	DAL	W	1-0			35					
20	6/17	@ SJ	D	0-0								
21	6/21	CHI	L	1-2	8	26					83	
22	6/24	NYC	D	1-1			38		51			
23	7/1	@ MIN	L	1-4			43	45+4	60	74	77	
24	7/12	@ COL	D	0-0								
25	7/15	CLB	W	3-2		28 / 30		45+3		65	80	
26	7/22	SJ	W	2-0		33					86	
27	7/26	TIG	L	1-2		24	42				80	
28	8/4	MTY	L	0-1				45+1				
29	8/20	@ HOU	L	0-5	5 / 11 / 14			45+3		63		
30	8/26	VAN	L	2-3	13		36		53 / 60		85	
31	8/30	RSL	W	2-1	13					64	82	
32	9/2	@ SEA	D	2-2	9	30				67 / 70		
33	9/9	LAF	W	2-0		28			53			
34	9/17	@ ATX	W	2-1			39			65 / 75		
35	9/20	SJ	W	2-1				45+3	58 / 60			
36	9/23	COL	W	3-2		19 / 30	31 / 43			71		
37	9/30	@ LAG	D	3-3	5 / 10		38 / 43	45+1			76	
38	10/7	MTL	L	1-4		28	35			64	76 / 86	
39	10/21	HOU	L	1-3	11				48	71	80	

MULTI-GOAL GAMES

Gls	Player	Pos	Date	Opponent	Result	#1	#2	#3	#4
2	Evander	MF	5/13	vs Vancouver Whitecaps	W 3-1	18	54		
2	Dairon Asprilla	MF	7/15	vs Columbus Crew	W 3-2	28	30		

CAUTIONS LOG

	1	2	3	4	5	6	7	8	9	10	11	12	13	14	15	YC	RC	MLS	USO	LC
D Zuparic	Y-1	Y-3	Y-7	Y-12	Y-16	Y-20	Y-28	Y-29	Y-30	Y-32	Y-36					11	0	10/0		1/0
D Chara	Y-8	Y-9	Y-18	Y-19	Y-24	Y-25	Y-28	Y-31	Y-39							9	0	8/0		1/0
C Bravo	Y-4	Y-5	Y-12	Y-16	Y-18	Y-21	Y-22	Y-36								8	0	8/0		
Evander	Y-19	Y-22	Y-27	Y-27	R-27	Y-29	Y-30									6	1	4/0		2/1
Z McGraw	Y-2	Y-3	Y-4	Y-11	Y-14	Y-16	Y-39									7	0	7/0		
C Paredes	Y-18	Y-19	Y-23	Y-26	Y-33	Y-35										6	0	5/0		1/0
F Boli	Y-12	Y-15	Y-24	Y-30	Y-36											5	0	5/0		
M Loria	Y-13	Y-17	Y-19	Y-25												4	0	3/0	1/0	
D Asprilla	Y-9	Y-13	Y-21	Y-30												4	0	3/0	1/0	
S Moreno	Y-3	Y-7	Y-20	Y-37												4	0	4/0		
L Mabilia	Y-4	Y-9	Y-22													3	0	3/0		
S Blanco	Y-10	Y-25	Y-32													3	0	2/0	1/0	
N Fogaca	Y-2	Y-5														2	0	2/0		
P Bonilla	Y-5	Y-13														2	0	1/0	1/0	
V Griffith	Y-13	Y-24														2	0	1/0	1/0	
J Mosquera	Y-11	Y-28														2	0	1/0		1/0
D Asprilla	Y-31	Y-32														2	0	2/0		
D Bingham	Y-31	Y-35														2	0	2/0		
E Williamson	Y-4															1	0	1/0		
H Sulte	Y-10															1	0		1/0	
E Miller	Y-20															1	0	1/0		
Y Chara	R-28															0	1			0/1
M Araujo	Y-29															1	0	1/0		
Antony	Y-34															1	0	1/0		
N Caliskan	Y-36															1	0	1/0		
F Mora	Y-36															1	0	1/0		
B Acosta	Y-38															1	0	1/0		

POSITION CHART

Name	Forward	Midfield	Defense	Starter	Substitute	MP	Min				
Franck Boli	18	1232	1	85	19	1317	12 221	31	1538		
Felipe Mora	9	677			9	677	9 228	18	905		
Dairon Asprilla	8	564	10	845	18	1409	12 267	30	1676		
Nathan Fogaca	7	525			7	525	12 200	19	725		
Jarlaw Niezgodza	6	395			6	395	19 473	25	868		
Marvin Loria	5	341	8	527	13	868	9 189	22	1057		
Evander	4	335	22	1817	26	2152	2 102	28	2254		
Santiago Moreno	4	323	26	1999	30	2322	6 185	36	2507		
Yimmi Chara	5	292	5	301	10	593	8 204	18	797		
Juan Mosquera	2	159			30	2614	3 60	33	2674		
Diego Gutierrez	2	150	3	184	5	334	6 51	11	385		
Tega Ikoba	2	118			2	118	3 41	5	159		
Antony	2	115	1	74	3	189	6 65	9	254		
Sebastian Blanco	1	56	3	142	4	198	18 335	22	533		
Diego Chara			31	2790	31	2790	1 45	32	2835		
Cristhian Paredes			26	1993	26	1993	6 199	32	2192		
Eryk Williamson			6	529	6	529		6	529		
Bryan Acosta			5	420	5	420	2 38	7	458		
Noel Caliskan			4	345	4	345	2 100	6	445		
Victor Griffith			2	180	2	180	2 78	4	258		
David Ayala			3	146	3	146	1 14	4	160		
Dario Zuparic					34	3060		34	3060		
Zac McGraw					29	2595	29 2595	1	8	30	2603
Claudio Bravo					30	2564	30 2564	2	34	32	2598
Eric Miller					13	1151	13 1151	9	167	22	1318
Larrys Mabilia					11	945	11 945	11	107	22	1052
Justin Rasmussen					6	476	6 476	2	33	8	509
Pablo Bonilla					3	246	3 246	1	9	4	255
Tyler Clegg					2	180	2 180			2	180
Miguel Araujo					2	172	2 172	3	8	5	180

First Team

F	Franck Boli
F/M	Dairon Asprilla
M	Diego Chara
M	Santiago Moreno
M	Evander
M	Cristhian Paredes
D	Dario Zuparic
D	Zac McGraw
D	Juan Mosquera
D	Claudio Bravo
GK	David Bingham

Second Team

F	Felipe Mora
F/M	Marvin Loria
M	Yimmi Chara
M	Eryk Williamson
M	Bryan Acosta
M	Noel Caliskan
D	Eric Miller
D	Larrys Mabilia
D	Justin Rasmussen
D	Pablo Bonilla
GK	Aljaz Ivacic

ALL COMPETITIONS PLAYER STATISTICS

Player	Pos	MP	Sts	Min	Gls	Ast	PK	YC	RC	Sh	SoT	Fls	Fld	Crs	Int	Tkl
Franck Boli	FW	31	19	1,521	7	1	0-0	5	0	56	20	16	15	5	0	5
Diego Chará	MF	32	31	2,835	0	0	0-0	9	0	3	0	43	38	7	30	48
Santiago Moreno	MF	36	30	2,507	3	6	0-0	6	1	46	22	38	31	51	23	27
Evander	MF	29	27	2,337	11	4	1-1	6	1	78	31	36	32	148	14	12
Cristhian Paredes	MF	33	27	2,282	2	1	0-0	9	2	32	6	48	26	9	18	43
Dairon Asprilla	MF	30	19	1,717	5	5	0-0	6	0	37	9	41	30	42	10	16
Dario Župarić	DF	34	34	3,060	1	1	0-0	11	0	10	3	46	27	1	41	26
Zac McGraw	DF	31	30	2,693	1	1	0-0	8	0	24	6	31	20	1	42	20
Juan Mosquera	DF	33	29	2,673	2	4	0-0	2	0	27	11	18	36	96	18	32
Claudio Bravo	DF	32	30	2,596	2	1	0-0	8	0	23	6	66	15	62	39	48
Eric Miller	DF	22	12	1,230	0	0	0-0	1	0	2	0	9	11	10	7	12
Larrys Mabiala	DF	23	11	1,059	1	0	0-0	5	0	8	1	12	7	0	11	8
Marvin Loría	MF	22	13	1,050	1	2	0-0	9	2	18	7	10	10	26	13	6
Felipe Mora	FW	18	9	922	7	1	0-0	1	0	31	12	7	30	4	0	4
Jarosław Niezgodą	FW	25	6	868	3	2	0-0	4	2	13	5	4	4	3	2	4
Yimmi Chará	FW	19	10	825	1	3	0-0	0	1	9	1	8	12	13	5	12
Nathan Fogaça	FW	18	6	656	1	3	0-0	6	2	14	6	17	8	4	1	4
Sebastián Blanco	MF	22	4	540	2	1	0-0	5	1	10	3	10	6	36	2	0
Eryk Williamson	MF	6	6	529	0	1	0-0	2	0	1	0	12	18	18	4	7
Justin Rasmussen	DF	8	6	509	1	0	0-0	4	1	2	0	3	2	8	3	11
Bryan Acosta	MF	7	5	458	0	1	0-0	1	0	2	0	14	3	6	8	12
Noel Caliskan	MF	6	4	445	0	3	0-0	2	0	6	3	2	6	0	2	7
Diego Gutierrez	MF	11	5	385	0	1	0-0	0	0	2	6	2	3	13	3	1
Pablo Bonilla	DF	4	3	255	0	1	0-0	3	0	3	2	4	1	5	0	2
Antony	FW	9	3	254	1	0	0-0	1	0	4	2	4	4	11	3	3
Miguel Araujo	DF	5	2	181	0	0	0-0	1	0	1	0	1	0	0	2	2
Tyler Clegg	DF	2	2	180	1	0	0-0	1	1	1	0	0	0	0	0	3
Victor Griffith	MF	3	1	168	0	0	0-0	4	0	3	4	3	0	0	0	1
David Ayala	MF	4	3	160	0	0	0-0	1	0	4	1	1	5	1	4	5
Tega Ikoba	FW	5	2	159	1	0	0-0	2	0	5	3	5	4	1	0	1
David Bingham	GK	21	21	1,890	0	0	0-0	2	0	0	0	0	2	0	3	0
Aljaž Ivačič	GK	17	17	1,530	0	0	0-0	0	0	0	0	0	0	0	0	0
Hunter Sulte	GK	1	1	90	0	0	0-0	0	0	0	0	0	0	0	0	0

GOALKEEPING

Player	MP	Sts	Min	GA	SoTA	Saves	GAA	Save%	W	D	L	CS	CS%	PK
David Bingham	21	21	1,890	33	85	52	1.57	.612	9	5	17	6	.286	0-2
Aljaž Ivačič	17	17	1,530	32	90	60	1.88	.667	3	5	9	2	.118	0-1
Hunter Sulte	1	1	90	1	6	5	1.00	.833	1	0	0	0	.000	0-0

MLS REGULAR SEASON PLAYER STATISTICS

Player	Pos	MP	Sts	Min	Gls	Ast	PK	YC	RC	Sh	SoT	Fls	Fld	Crs	Int	Tkl
Dario Župarić	DF	31	31	2,790	1	1	0-0	10	0	8	2	44	27	1	41	24
Santiago Moreno	MF	31	29	2,332	3	6	0-0	4	0	42	18	37	30	51	23	24
Diego Chará	MF	29	28	2,565	0	0	0-0	8	0	2	0	41	37	7	30	40
Zac McGraw	DF	28	27	2,423	1	1	0-0	8	0	23	6	26	19	1	42	20
Juan Mosquera	DF	29	27	2,406	2	4	0-0	1	0	25	10	14	32	96	18	27
Claudio Bravo	DF	29	27	2,328	2	1	0-0	8	0	22	6	65	12	62	39	39
Evander	MF	27	25	2,208	9	4	1-1	5	0	72	29	31	32	148	14	11
Cristhian Paredes	MF	28	22	1,910	2	1	0-0	5	0	25	6	41	23	9	18	38
Franck Boli	FW	29	18	1,457	7	1	0-0	5	0	52	20	15	14	5	0	5
Dairon Asprilla	MF	26	16	1,449	5	5	0-0	5	0	35	9	32	23	42	10	14
Eric Miller	DF	21	12	1,206	0	0	0-0	1	0	2	0	9	11	10	7	12
Larrys Mabiala	DF	21	9	879	1	0	0-0	3	0	7	1	12	7	0	11	8
Marvin Loria	MF	17	9	759	0	1	0-0	3	0	13	6	8	8	26	13	5
Yimmi Chará	FW	17	9	739	1	3	0-0	0	0	8	1	7	11	13	5	11
Felipe Mora	FW	15	8	817	6	1	0-0	1	0	26	10	5	23	4	0	2
Eryk Williamson	MF	6	6	529	0	1	0-0	2	0	1	0	12	18	18	4	7
Jarosław Niezgodą	FW	20	5	659	1	0	0-0	0	0	8	3	4	4	3	2	3
Nathan Fogaça	FW	16	5	566	1	2	0-0	2	0	14	5	17	8	4	1	4
Bryan Acosta	MF	7	5	458	0	1	0-0	1	0	2	0	14	3	6	8	12
Justin Rasmussen	DF	6	4	333	0	0	0-0	0	0	1	0	3	2	8	3	8
Antony	FW	9	3	254	1	0	0-0	1	0	4	2	4	4	11	3	3
Diego Gutierrez	MF	9	3	246	0	1	0-0	0	0	1	1	2	3	13	3	1
David Ayala	MF	4	3	160	0	0	0-0	1	0	4	1	1	5	1	4	5
Sebastián Blanco	MF	17	2	438	1	1	0-0	2	0	6	1	9	6	36	2	0
Noel Caliskan	MF	4	2	265	0	1	0-0	1	0	3	0	2	6	0	2	4
Miguel Araujo	DF	3	2	173	0	0	0-0	1	0	1	0	1	0	0	2	2
Victor Griffith	MF	1	1	90	0	0	0-0	1	0	0	0	2	0	0	0	0
Tega Ikoba	FW	4	1	86	1	0	0-0	0	0	3	2	5	4	1	0	1
Pablo Bonilla	DF	2	1	75	0	0	0-0	1	0	0	0	3	1	5	0	2
David Bingham	GK	19	19	1,710	0	0	0-0	2	0	0	0	0	2	0	3	0
Aljaž Ivačič	GK	15	15	1,350	0	0	0-0	0	0	0	0	0	0	0	0	0
Squad Total		34	374	3,060	45	36	1-1	82	0	410	139	466	375	581	308	332
Opponent Total		34	374	3,060	55	45	3-3	71	1	403	155	415	450	651	307	353

GOALKEEPING

Player	MP	Sts	Min	GA	SoTA	Saves	GAA	Save%	W	D	L	CS	CS%	PK
David Bingham	19	19	1,7310	29	77	48	1.53	.649	8	5	16	5	.263	0-2
Aljaž Ivačič	15	15	1,350	29	81	55	1.93	.654	3	5	7	2	.133	0-1
Squad Total	34	34	3,060	58	158	103	1.71	.652	11	10	13	8	.235	0-3
Opponent Total	34	34	3,060	46	140	95	1.35	.679	13	10	11	8	.235	0-1

LEAGUE CUP PLAYER STATISTICS

Player	Pos	MP	Sts	Min	Gls	Ast	PK	YC	RC	Sh	SoT	Fls	Fld	Crs	Int	Tkl
Cristhian Paredes	MF	3	3	270	0	0	0-0	1	0	3	0	7	3	-	-	4
Diego Chará	MF	3	3	270	0	0	0-0	1	0	1	0	2	1	-	-	8
Dario Župarić	DF	3	3	270	0	0	0-0	1	0	2	1	2	0	-	-	2
Zac McGraw	DF	3	3	270	0	0	0-0	0	0	1	0	5	1	-	-	0
Claudio Bravo	DF	3	3	268	0	0	0-0	0	0	1	0	1	3	-	-	9
Juan Mosquera	DF	3	2	263	0	0	0-0	1	0	1	1	4	4	-	-	5
Dairon Asprilla	FW	3	3	251	0	0	0-0	0	0	1	0	8	7	-	-	2
Marvin Loria	FW	3	2	156	0	1	0-0	0	0	1	0	1	2	-	-	1
Evander	MF	2	2	129	2	0	0-0	1	1	6	2	5	0	-	-	1
Santiago Moreno	MF	3	1	113	0	0	0-0	0	0	2	2	1	1	-	-	1
Jarosław Niezgodą	FW	3	1	108	0	1	0-0	0	0	4	2	0	0	-	-	1
Felipe Mora	FW	3	1	105	1	0	0-0	0	0	5	2	2	7	-	-	2
Yimmi Chará	FW	2	1	86	0	0	0-0	0	1	1	0	1	1	-	-	1
Franck Boli	FW	2	1	64	0	0	0-0	0	0	4	0	1	1	-	-	0
Sebastián Blanco	MF	3	0	23	0	0	0-0	0	0	4	1	0	0	-	-	0
Miguel Araujo	DF	2	0	8	0	0	0-0	0	0	0	0	0	0	-	-	0
Aljaž Ivačič	GK	2	2	180	0	0	0-0	0	0	0	0	0	0	-	-	0
David Bingham	GK	1	1	90	0	0	0-0	0	0	0	0	0	0	-	-	0
TEAM TOTALS		3	3	270	3	2	0-0	5	2	37	11	40	31	-	-	37

GOALKEEPING

Player	MP	Sts	Min	GA	SoTA	Saves	GAA	Save%	W	D	L	CS	CS%	PK
Aljaž Ivačič	2	2	180	3	8	5	1.50	.625	0	0	2	0	.000	0-0
David Bingham	1	1	90	0	3	3	0.00	1.000	1	0	0	1	1.000	0-0
TEAM TOTALS	3	3	270	3	11	8	1.00	.728	1	0	2	1	.333	0-0

US OPEN CUP PLAYER STATISTICS

Player	Pos	MP	Sts	Min	Gls	Ast	PK	YC	RC	Sh	SoT	Fls	Fld	Crs	Int	Tkl
Larrys Mabiala	DF	2	2	180	0	0	0-0	2	0	1	0	0	0	-	-	0
Noel Caliskan	MF	2	2	180	0	2	0-0	1	0	3	3	0	0	-	-	3
Pablo Bonilla	DF	2	2	180	0	1	0-0	2	0	3	2	1	0	-	-	0
Tyler Clegg	DF	2	2	180	1	0	0-0	1	1	1	0	0	0	-	-	3
Justin Rasmussen	DF	2	2	176	1	0	0-0	4	1	1	0	0	0	-	-	3
Diego Gutierrez	MF	2	2	139	0	0	0-0	0	0	1	5	0	0	-	-	0
Marvin Loria	MF	2	2	135	1	0	0-0	6	2	4	1	1	0	-	-	0
Cristian Paredes	MF	2	2	102	0	0	0-0	3	2	4	0	0	0	-	-	1
Jaroslaw Niezgodka	MF	2	0	101	2	1	0-0	4	2	1	0	0	0	-	-	0
Nathan Fogaca	FW	2	1	90	0	1	0-0	4	2	0	1	0	0	-	-	0
Sebastian Blanco	MF	2	2	79	1	0	0-0	3	1	0	1	1	0	-	-	0
Victor Griffith	MF	2	0	78	0	0	0-0	3	0	3	4	1	0	-	-	1
Tega Ikoba	FW	1	1	73	0	0	0-0	2	0	2	1	0	0	-	-	0
Santiago Moreno	MF	2	0	62	0	0	0-0	2	1	2	2	0	0	-	-	2
Eric Miller	MF	1	0	24	0	0	0-0	0	0	0	0	0	0	-	-	0
D Asprilla	MF	1	0	17	0	0	0-0	1	0	1	0	1	0	-	-	0
J Mosquera	MF	1	0	4	0	0	0-0	0	0	1	0	0	0	-	-	0
Hunter Sulte	GK	1	1	90	0	0	0-0	0	0	0	0	0	0	-	-	0
David Bingham	GK	1	1	90	0	0	0-0	0	0	0	0	0	0	-	-	0

GOALKEEPING

Player	MP	Sts	Min	GA	SoTA	Saves	GAA	Save%	W	D	L	CS	CS%	PK
Hunter Sulte	1	1	90	1	6	5	1.00	.833	1	0	0	0	.000	0-0
David Bingham	1	1	90	4	5	1	4.00	.200	0	0	1	0	.000	0-0

PORTLAND TIMBERS 1, SPORTING KANSAS CITY 0

February 27, 2023 at Providence Park in Portland, Oregon

Sporting KC	0	0	-	0
Portland	1	0	-	1

SCORING

POR- Mosquera (Y. Chara) 6'

CAUTIONS

SKC - Thommy 16'

POR - Zuparic 26'

	POR	SKC
Possession	43%	57%
Shots	7	12
Shots on Goal	4	4
Fouls	12	9
Offsides	1	0
Corner Kicks	3	11

Portland Timbers	Pos	Min	Gls	Ast	Sh	SoT	YC	RC
Jaroslav Niezgodá	FW	61	0	0	0	0	0	0
Nathan Fogaça	FW	29	0	0	1	1	0	0
Marvin Loria	LW	79	0	0	4	2	0	0
Diego Gutierrez	LW	11	0	0	0	0	0	0
Yimmi Chará	RW	32	0	1	0	0	0	0
Santiago Moreno	RW	58	0	0	0	0	0	0
Evander	AM	90	0	0	0	0	1	0
Diego Chará	DM	90	0	0	0	0	0	0
Eryk Williamson	DM	79	0	0	0	0	1	0
Cristhian Paredes	DM	11	0	0	0	0	0	0
Justin Rasmussen	LB	90	0	0	0	0	0	0
Zac McGraw	CB	90	0	0	0	0	0	0
Dario Župarić	CB	90	0	0	1	0	1	0
Juan Mosquera	RB	90	1	0	1	1	0	0
David Bingham	GK	90	0	0	0	0	0	0
15 Players		990	1	1	7	4	3	0

Player	Min	SoTA	GA	Saves	Save%
David Bingham	90	4	0	4	100.0

Sporting KC	Pos	Min	Gls	Ast	Sh	SoT	YC	RC
William Agada	FW	90	0	0	1	0	0	0
Dániel Sallói	LW	90	0	0	3	1	0	0
Khiry Shelton	RW	90	0	0	1	1	0	0
Erik Thommy	LM	70	0	0	4	2	1	0
Marinos Tzionis	LM	20	0	0	0	0	0	0
Rémi Walter	CM	90	0	0	1	0	0	0
Roger Espinoza	RM	69	0	0	1	0	0	0
Felipe Hernandez	CM	21	0	0	0	0	0	0
Ben Sweat	LB	72	0	0	0	0	0	0
Tim Leibold	LB	18	0	0	0	0	0	0
Andreu Fontàs	CB	90	0	0	0	0	0	0
Robert Voloder	CB	90	0	0	1	0	0	0
Graham Zusi	RB	90	0	0	0	0	0	0
John Pulskamp	GK	90	0	0	0	0	0	0
14 Players		990	0	0	12	4	1	0

Player	Min	SoTA	GA	Saves	Save%
John Pulskamp	90	4	1	3	75.0

LOS ANGELES FC 3, PORTLAND TIMBERS 2

March 4, 2023 at BMO Stadium in Los Angeles, California

Portland	0	2	-	2
Los Angeles FC	2	1	-	3

SCORING

LAF - Chiellini 24'

LAF - Vela (PK) 34'

LAF - Opoku (Vela) 52'

POR - Evander (Mosquera) 62'

POR - Paredes (Fogaca) 84'

CAUTIONS

POR - McGraw 41'

LAF - Sanchez 45+1'

LAF - Hollingshead 45+8'

LAF - Tillman 72'

POR - Fogaca 90+1'

	LAF	POR
Possession	46%	54%
Shots	14	10
Shots on Goal	4	5
Fouls	20	14
Offsides	1	1
Corner Kicks	6	5

Los Angeles FC	Pos	Min	Gls	Ast	Sh	SoT	YC	RC
Carlos Vela	FW	65	1	1	5	0	0	0
Stipe Biuk	FW	25	0	0	1	0	0	0
Denis Bouanga	LW	90	0	0	2	0	0	0
Kwadwo Opoku	RW	90	1	0	2	2	0	0
Kellyn Acosta	LM	90	0	0	2	1	0	0
Ilie Sánchez	CM	65	0	0	0	0	1	0
Timothy Tillman	CM	25	0	0	0	0	1	0
José Cifuentes	RM	90	0	0	0	0	0	0
Diego Palacios	LB	90	0	0	0	0	0	0
Giorgio Chiellini	CB	79	1	0	1	1	0	0
Aaron Long	CB	11	0	0	0	0	0	0
J D Murrillo Largacha	CB	90	0	0	1	0	0	0
Ryan Hollingshead	RB	90	0	0	0	0	1	0
John McCarthy	GK	90	0	0	0	0	0	0
14 Players		990	3	1	14	4	3	0

Player	Min	SoTA	GA	Saves	Save%
John McCarthy	90	5	2	3	60.0

Portland Timbers	Pos	Min	Gls	Ast	Sh	SoT	YC	RC
Jaroslav Niezgodá	FW	71	0	0	0	0	0	0
Nathan Fogaça	FW	19	0	1	2	0	1	0
Marvin Loria	LW	58	0	0	1	1	0	0
Cristhian Paredes	LW	32	1	0	1	1	0	0
Santiago Moreno	RW	58	0	0	0	0	0	0
Larrys Mabilia	RW	32	0	0	0	0	0	0
Evander	AM	90	1	0	4	3	0	0
Diego Chará	DM	90	0	0	1	0	0	0
Eryk Williamson	DM	90	0	0	0	0	0	0
Justin Rasmussen	LB	59	0	0	0	0	0	0
Claudio Bravo	LB	31	0	0	0	0	0	0
Zac McGraw	CB	90	0	0	0	0	1	0
Dario Župarić	CB	90	0	0	0	0	0	0
Juan Mosquera	RB	89	0	1	1	0	0	0
Diego Gutierrez	RB	1	0	0	0	0	0	0
David Bingham	GK	90	0	0	0	0	0	0
16 Players		990	2	2	10	5	2	0

Player	Min	SoTA	GA	Saves	Save%
David Bingham	90	5	3	2	60.0

ST LOUIS CITY 2, PORTLAND TIMBERS 1

March 11, 2023 at Providence Park in Portland, Oregon

St Louis	1	1	-	2
Portland	1	0	-	1

SCORING

POR - McGraw (Williamson) 3'
 STL - Stroud (Klauss) 45+1'
 STL - Hiebert (Lowen) 75'

CAUTIONS

STL - Stroud 29'
 POR - Zuparic 54'
 STL - Perez 65'
 POR - Moreno 68'
 POR - McGraw 74'

	POR	STL
Possession	50%	50%
Shots	13	10
Shots on Goal	3	5
Fouls	20	17
Offsides	1	2
Corner Kicks	6	6

Portland Timbers	Pos	Min	Gls	Ast	Sh	SoT	YC	RC
Nathan Fogaça	FW	90	0	0	3	1	0	0
Santiago Moreno	FW	80	0	0	4	1	1	0
Diego Gutierrez	FW	10	0	0	0	0	0	0
Diego Chará	CM	90	0	0	0	0	0	0
Eryk Williamson	CM	90	0	1	0	0	0	0
Cristhian Paredes	CM	11	0	0	0	0	0	0
Evander	FW	57	0	0	2	0	0	0
Jaroslav Niezgodá	FW	22	0	0	0	0	0	0
Claudio Bravo	LB	80	0	0	0	0	0	0
Marvin Loria	FW	10	0	0	0	0	0	0
Zac McGraw	CB	90	1	0	2	1	1	0
Larrys Mabila	CB	90	0	0	0	0	0	0
Dario Župarić	CB	90	0	0	1	0	1	0
Juan Mosquera	RB	90	0	0	1	0	0	0
David Bingham	GK	90	0	0	0	0	0	0
15 Players		990	1	1	13	3	3	0

Player	Min	SoTA	GA	Saves	Save%
David Bingham	90	6	2	4	66.7

St. Louis City	Pos	Min	Gls	Ast	Sh	SoT	YC	RC
Klauss	FW	90	0	1	3	1	0	0
Jared Stroud	AM	65	1	0	2	1	1	0
Célio Martins	MF	25	0	0	0	0	0	0
Rasmus Alm	AM	71	0	0	1	1	0	0
Nicholas Gioacchini	FW	19	0	0	1	1	0	0
Eduard Löwen	AM	90	0	1	0	0	0	0
Indiana Vassilev	DM	71	0	0	1	0	0	0
Akil Watts	DF	19	0	0	0	0	0	0
Miguel Perez	DM	65	0	0	0	0	1	0
Tomáš Ostrák	MF	25	0	0	1	0	0	0
John Nelson	LB	85	0	0	0	0	0	0
Lucas Bartlett	DF	5	0	0	0	0	0	0
Kyle Hiebert	CB	90	1	0	1	1	0	0
Tim Parker	CB	90	0	0	0	0	0	0
Jake Nerwinski	RB	90	0	0	0	0	0	0
Roman Bürki	GK	90	0	0	0	0	0	0
16 Players		990	2	2	10	5	2	0

Player	Min	SoTA	GA	Saves	Save%
Roman Bürki	90	3	1	2	66.7

ATLANTA UNITED 5, PORTLAND TIMBERS 1

March 18, 2023 at

Portland	0	1	-	1
Atlanta	2	3	-	5

SCORING

ATL - Wiley (Almada) 25'
 ATL - Almada 45'
 ATL - Giakoumakis (wiley) 59'
 ATL - Araujo (Almada) 75'
 POR - Ikoba (Gutierrez) 83'
 ATL - Almada (Etienne) 86'

CAUTIONS

POR - Mabila 45+3'
 POR - Bravo 61'
 POR - Williamson 67'
 POR - McGraw 68'
 ATL - Sosa 81'

	ATL	POR
Possession	59%	41%
Shots	18	8
Shots on Target	8	3
Saves	2	3
Fouls	20	11
Offsides	7	4
Corner Kicks	3	3

Atlanta Utd	Pos	Min	Gls	Ast	Sh	SoT	YC	RC
Giorgos Giakoumakis	FW	76	1	0	3	2	0	0
Miguel Berry	FW	14	0	0	0	0	0	0
Caleb Wiley	LW	72	1	1	1	1	0	0
Derrick Etienne	LW	18	0	1	0	0	0	0
Luiz Araújo	RW	90	1	0	4	2	0	0
Thiago Almada	AM	90	2	2	6	2	0	0
Franco Ibarra	DM	72	0	0	0	0	0	0
Santiago Sosa	DM	18	0	0	0	0	1	0
Amar Sejdic	DM	76	0	0	1	0	0	0
Ajani Fortune	DM	14	0	0	0	0	0	0
Andrew Gutman	LB	90	0	0	1	0	0	0
Juan José Sánchez	CB	90	0	0	1	0	0	0
Miles Robinson	CB	88	0	0	0	0	0	0
Luis Abram	CB	2	0	0	0	0	0	0
Brooks Lennon	RB	90	0	0	1	1	0	0
Brad Guzan	GK	90	0	0	0	0	0	0
16 Players		990	5	4	18	8	1	0

Player	Min	SoTA	GA	Saves	Save%
Brad Guzan	90	3	1	2	66.7

Portland Timbers	Pos	Min	Gls	Ast	Sh	SoT	YC	RC
Jaroslav Niezgodá	FW	75	0	0	0	0	0	0
Diego Gutierrez	FW	15	0	1	1	1	0	0
Nathan Fogaça	FW	90	0	0	2	0	0	0
Santiago Moreno	CM	68	0	0	0	0	0	0
Marvin Loria	CM	22	0	0	1	0	0	0
Diego Chará	CM	90	0	0	0	0	0	0
Eryk Williamson	CM	90	0	0	0	0	0	1
Claudio Bravo	LB	68	0	0	0	0	0	1
Justin Rasmussen	LB	22	0	0	0	0	0	0
Zac McGraw	CB	75	0	0	1	0	1	0
Tega Ikoba	FW	15	1	0	2	2	0	0
Larrys Mabila	CB	90	0	0	1	0	1	0
Dario Župarić	CB	90	0	0	0	0	0	0
Juan Mosquera	RB	81	0	0	0	0	0	0
Pablo Bonilla	RB	9	0	0	0	0	0	0
Aljaž Ivačič	GK	90	0	0	0	0	0	0
16 Players		990	1	1	8	3	4	0

Player	Min	SoTA	GA	Saves	Save%
Aljaž Ivačič	90	8	5	3	37.5

PORTLAND TIMBERS 0, LOS ANGELES GALAXY 0 (DRAW)

March 25, 2023 at Providence Park in Portland, Oregon

LA Galaxy	0	0	-	0
Portland	0	0	-	0

SCORING

None

CAUTIONS

- POR - Fogaca 38'
- LAG - Puig 45+4'
- LAG - Calegari 48'
- POR - Bonilla 55'
- LAG - Boyd 60'
- POR - Bravo 66'
- LAG - Rodriguez 69'
- LAG - Neal 82'

	POR	LAG
Possession	33%	67%
Shots	10	17
Shots on Target	1	4
Saves	4	1
Fouls	16	13
Offsides	1	3
Corner Kicks	2	5

Portland Timbers	Pos	Min	Gls	Ast	Sh	SoT	YC	RC
Nathan Fogaça	FW	74	0	0	1	0	1	0
Jarosław Niezgodą	FW	16	0	0	2	1	0	0
Diego Gutierrez	LW	90	0	0	0	0	0	0
Marvin Loria	RW	79	0	0	0	0	0	0
Justin Rasmussen	LW	11	0	0	1	0	0	0
Eryk Williamson	LM	90	0	0	1	0	0	0
Diego Chará	CM	90	0	0	0	0	0	0
Santiago Moreno	RM	75	0	0	2	0	0	0
Tega Ikoba	RW	15	0	0	1	0	0	0
Claudio Bravo	LB	90	0	0	0	0	1	0
Zac McGraw	CB	90	0	0	1	0	0	0
Dario Župarić	CB	90	0	0	1	0	0	0
Pablo Bonilla	RB	66	0	0	0	0	1	0
Eric Miller	RB	24	0	0	0	0	0	0
David Bingham	GK	90	0	0	0	0	0	0
15 Players		990	0	0	10	1	3	0

Player	Min	SoTA	GA	Saves	Save%
David Bingham	89	4	0	4	100.0
Justin Rasmussen	1	0	0	0	

LA Galaxy	Pos	Min	Gls	Ast	Sh	SoT	YC	RC
Preston Judd	FW	90	0	0	5	0	0	0
Tyler Boyd	LM	75	0	0	1	1	1	0
Efrain Alvarez	LM	15	0	0	0	0	0	0
Riqui Puig	CM	90	0	0	3	1	1	0
Marky Delgado	CM	90	0	0	0	0	0	0
Memo Rodriguez	RM	90	0	0	3	0	1	0
Gastón Brugman	DM	90	0	0	3	2	0	0
Raheem Edwards	LB	90	0	0	1	0	0	0
Jalen Neal	CB	90	0	0	0	0	1	0
Martín Cáceres	CB	90	0	0	0	0	0	0
Lucas Calegari	RB	90	0	0	1	0	1	0
Jonathan Klinsmann	GK	90	0	0	0	0	0	0
12 Players		990	0	0	17	4	5	0

Player	Min	SoTA	GA	Saves	Save%
Jonathan Klinsmann	90	1	0	1	100.0

FC DALLAS 1, PORTLAND TIMBERS 1 (DRAW)

April 1, 2023 at Toyota Stadium in Frisco, Texas

Portland	0	1	-	1
Dallas	0	1	-	1

SCORING

- DAL - Quignon 74'
- POR - Boli 90+1'

CAUTIONS

- DAL - Velasco 28'
- DAL - Cerrillo 44'
- DAL - Pomykal 81'
- DAL - Tafari 90+5'

	DAL	POR
Possession	59%	41%
Shots	6	2
Shots on Goal	17	6
Fouls	15	13
Offsides	2	3
Corner Kicks	11	2

FC Dallas	Pos	Min	Gls	Ast	Sh	SoT	YC	RC
Jesús Ferreira	FW,	89	0	0	0	0	0	0
Jáder Obrian	FW	1	0	0	0	0	0	0
Alan Velasco	LW	84	0	0	3	2	1	0
José Martínez	CB	6	0	0	0	0	0	0
Paul Arriola	RW	90	0	0	3	1	0	0
Paxton Pomykal	LM	90	0	0	0	0	1	0
Edwin Cerrillo	CM	64	0	0	0	0	1	0
Facundo Quignon	DM	26	1	0	2	1	0	0
Sebastian Lletget	RM	64	0	0	4	0	0	0
Jesús Jiménez	FW	26	0	0	2	1	0	0
Marco Farfan	LB	90	0	0	0	0	0	0
Nkosi Tafari	CB	90	0	0	1	0	1	0
Sebastien Ibeagha	CB	90	0	0	0	0	0	0
Geovane	RB	89	0	1	2	1	0	0
Sam Junqua	RM	1	0	0	0	0	0	0
Maarten Paes	GK	90	0	0	0	0	0	0
16 Players		990	1	1	17	6	4	0

Player	Min	SoTA	GA	Saves	Save%
Maarten Paes	90	2	1	1	50.0

Portland Timbers	Pos	Min	Gls	Ast	Sh	SoT	YC	RC
Nathan Fogaça	FW	60	0	0	0	0	0	0
Jarosław Niezgodą	FW	30	0	0	0	0	0	0
Diego Gutierrez	LW	60	0	0	0	0	0	0
Dairon Asprilla	LW	30	0	1	0	0	0	0
Juan Mosquera	RW	79	0	0	1	1	0	0
Tega Ikoba	RW	11	0	0	0	0	0	0
Santiago Moreno	LM	85	0	0	2	0	0	0
Franck Boli	LM	5	1	0	1	1	0	0
Diego Chará	CM	90	0	0	0	0	0	0
Eryk Williamson	RM	90	0	0	0	0	0	0
Claudio Bravo	LB	90	0	0	1	0	0	0
Zac McGraw	CB	90	0	0	1	0	0	0
Dario Župarić	CB	90	0	0	0	0	0	0
Eric Miller	RB	85	0	0	0	0	0	0
Larrys Mabilia	RB	5	0	0	0	0	0	0
Aljaž Ivačič	GK	90	0	0	0	0	0	0
16 Players		990	1	1	6	2	0	0

Player	Min	SoTA	GA	Saves	Save%
Aljaž Ivačič	90	6	1	5	83.3

VANCOUVER WHITECAPS 1, PORTLAND TIMBERS 0

April 8, 2023 at BC Place Stadium in Vancouver, British Columbia

Portland	0	0	-	0
Vancouver	0	1	-	1

SCORING

VAN - White (Gressel) 74'

CAUTIONS

VAN - Blackmon 39'
 POR - Zuparić 48'
 POR - Moreno 53'

	VAN	POR
Possession	58%	42%
Shots	13	2
Shots on Goal	9	0
Fouls	19	14
Offsides	5	0
Corner Kicks	12	1

Vancouver Whitecaps	Pos	Min	Gls	Ast	Sh	SoT	YC	RC
Simon Becher	FW	65	0	0	0	0	0	0
Brian White	FW	25	1	0	1	1	1	0
Ryan Gauld	AM	90	0	0	1	1	0	0
Pedro Vite	AM	81	0	0	2	2	0	0
Cristián Dajome	AM	9	0	0	0	0	0	0
Ali Ahmed	LM	81	0	0	1	0	0	0
Deiber Caicedo	LM	9	0	0	1	1	0	0
Andrés Cubas	CM	27	0	0	0	0	0	0
Sebastian Berhalter	CM	63	0	0	1	0	1	0
Julian Gressel	RM	90	0	1	3	3	0	0
Luis Martins	LB	81	0	0	0	0	0	0
Javain Brown	LB	9	0	0	0	0	0	0
Tristan Blackmon	CB	90	0	0	0	0	1	0
Ranko Veselinović	CB	90	0	0	1	0	0	0
Mathias Laborda	RB	90	0	0	2	1	0	0
Yohei Takaoka	GK	90	0	0	0	0	0	0
16 Players		990	1	1	13	9	3	0

Player	Min	SoTA	GA	Saves	Save%
Yohei Takaoka	90	0	0	0	

Portland Timbers	Pos	Min	Gls	Ast	Sh	SoT	YC	RC
Tega Ikoba	FW	45	0	0	0	0	0	0
Jarosław Niezgodą	FW	45	0	0	0	0	0	0
Dairon Asprilla	LW	65	0	0	0	0	0	0
Franck Boli	LW	25	0	0	0	0	0	0
Juan Mosquera	RW	80	0	0	1	0	0	0
Nathan Fogaça	RW	10	0	0	0	0	0	0
Santiago Moreno	LM	76	0	0	1	0	1	0
David Ayala	RM	14	0	0	0	0	1	0
Diego Chará	CM	90	0	0	0	0	0	0
Diego Gutierrez	RM	45	0	0	0	0	0	0
Evander	LM	45	0	0	0	0	0	0
Justin Rasmussen	LB	90	0	0	0	0	0	0
Zac McGraw	CB	90	0	0	0	0	0	0
Dario Župarić	CB	90	0	0	0	0	1	0
Eric Miller	RB	90	0	0	0	0	0	0
Aljaž Ivačič	GK	90	0	0	0	0	0	0
16 Players		990	0	0	2	0	3	0

Player	Min	SoTA	GA	Saves	Save%
Aljaž Ivačič	90	9	1	8	88.9

PORTLAND TIMBERS 4, SEATTLE SOUNDERS 1

April 15, 2023 at Providence Park in Portland, Oregon

Seattle	0	1	-	1
Portland	0	4	-	4

SCORING

SEA - Ruidiaz (Vargas) 58'
 POR - Asprilla (Moreno) 71'
 POR - Fogaca (Moreno) 76'
 POR - Niezgodą 81'
 POR - Mosquera (Paredes) 89'

CAUTIONS

SEA - Mior 44'
 SEA - Roldan 54'
 POR - D Chara 58'

	POR	SEA
Possession	43%	57%
Shots	17	15
Shots on Target	8	5
Saves	4	4
Fouls	11	6
Offsides	2	2
Corner Kicks	3	7

Portland Timbers	Pos	Min	Gls	Ast	Sh	SoT	YC	RC
Evander	FW	65	0	0	2	0	0	0
Nathan Fogaça	FW	25	1	0	2	2	0	0
Franck Boli	FW	71	0	0	1	0	0	0
Jarosław Niezgodą	FW	19	1	0	1	1	0	0
Dairon Asprilla	LM	90	1	0	2	1	0	0
David Ayala	CM	65	0	0	1	0	0	0
Cristhian Paredes	CM	25	0	1	0	0	0	0
Diego Chará	CM	90	0	0	0	0	1	0
Santiago Moreno	RM	89	0	2	1	1	0	0
Larrys Mabilia	RM	1	0	0	0	0	0	0
Claudio Bravo	LB	90	0	0	2	0	0	0
Zac McGraw	CB	90	0	0	1	0	0	0
Dario Župarić	CB	90	0	0	0	0	0	0
Juan Mosquera	RB	90	1	0	4	3	0	0
Aljaž Ivačič	GK	90	0	0	0	0	0	0
15 Players		990	4	3	17	8	1	0

Player	Min	SoTA	GA	Saves	Save%
Aljaž Ivačič	90	5	1	4	80.0

Seattle Sounders	Pos	Min	Gls	Ast	Sh	SoT	YC	RC
Raúl Ruidiaz	FW	82	1	0	4	1	0	0
Danny Leyva	FW	8	0	0	0	0	0	0
Léo Chú	LW	68	0	0	0	0	0	0
Héber	LW	22	0	0	0	0	0	0
Jordan Morris	RW	90	0	0	1	1	0	0
Nicolás Lodeiro	AM	90	0	0	5	3	0	0
João Paulo Mior	DM	90	0	0	1	0	1	0
Obed Vargas	DM	79	0	1	0	0	0	0
Fredy Montero	DM	11	0	0	0	0	0	0
Nouhou Tolo	LB	79	0	0	0	0	0	0
Kelyn Rowe	LB	11	0	0	0	0	0	0
Jackson Ragen	CB	90	0	0	1	0	0	0
Yeimar Gómez Andrade	CB	90	0	0	2	0	0	0
Alex Roldan	RB	90	0	0	1	0	1	0
Stefan Frei	GK	90	0	0	0	0	0	0
15 Players		990	1	1	15	5	2	0

Player	Min	SoTA	GA	Saves	Save%
Stefan Frei	90	8	4	4	50.0

FC CINCINNATI 2, PORTLAND TIMBERS 1

April 22, 2023 at TQL Stadium in Cincinnati, Ohio

Portland	0	1	-	1
Cincinnati	1	1	-	2

SCORING

CIN - Santos Gomes (Barreal) 34'
 CIN - Vazquez (Santos Gomes) 58'
 POR - Asprilla 60'

CAUTIONS

POR - Mabila 20'
 POR - Asprilla 30'
 CIN - Nwobodo 31'
 POR - D Chara 72'
 CIN - Mosquera 84'

	CIN	POR
Possession	46%	54%
Shots	13	14
Shots on Target	6	4
Saves	3	4
Fouls	11	12
Offsides	0	0
Corner Kicks	4	8

FC Cincinnati	Pos	Min	Gls	Ast	Sh	SoT	YC	RC
Sergio Santos Gomes	FW	63	1	1	4	3	0	0
Dominique Badji	FW	27	0	0	0	0	0	0
Brandon Vazquez	FW	90	1	0	3	2	0	0
Luciano Acosta	AM	88	0	0	2	0	0	0
Malik Pinto	AM	2	0	0	0	0	0	0
Junior Moreno	CM	90	0	0	0	0	0	0
Obinna Nwobodo	CM	88	0	0	0	0	1	0
Marco Angulo	CM	2	0	0	0	0	1	0
Álvaro Barreal	WB	90	0	1	1	0	0	0
Ray Gaddis	WB	76	0	0	0	0	0	0
Alvas Powell	WB	14	0	0	0	0	0	0
Yerson Mosquera	CB	90	0	0	1	0	1	0
Matt Miazga	CB	90	0	0	2	1	0	0
Nick Hagglund	CB	90	0	0	0	0	0	0
Roman Celentano	GK	90	0	0	0	0	0	0
15 Players		990	2	2	13	6	3	0

Player	Min	SoTA	GA	Saves	Save%
Roman Celentano	90	4	1	3	75.0

Portland Timbers	Pos	Min	Gls	Ast	Sh	SoT	YC	RC
Evander	FW	90	0	0	4	0	0	0
Franck Boli	FW	72	0	0	1	0	0	0
Nathan Fogaça	FW	18	0	0	0	0	0	0
Dairon Asprilla	LM	84	1	0	2	1	1	0
Jaroslav Niezgodá	FW	6	0	0	0	0	0	0
David Ayala	CM	61	0	0	3	1	0	0
Cristhian Paredes	CM	29	0	0	0	0	0	0
Diego Chará	CM	90	0	0	0	0	1	0
Santiago Moreno	RM	90	0	0	4	2	0	0
Justin Rasmussen	LB	61	0	0	0	0	0	0
Eric Miller	LB	29	0	0	0	0	0	0
Zac McGraw	CB	90	0	0	0	0	1	0
Larrys Mabila	CB	90	0	0	0	0	1	0
Juan Mosquera	RB	90	0	0	0	0	0	0
Aljaž Ivačič	GK	90	0	0	0	0	0	0
15 Players		990	1	0	14	4	4	0

Player	Min	SoTA	GA	Saves	Save%
Aljaž Ivačič	90	6	2	4	66.7

PORTLAND TIMBERS 3, ORANGE COUNTY SC 1

April 26, 2023 at Providence Park in Portland, Oregon

Orange County	0	1	-	1
Portland	1	2	-	3

SCORING

POR - Loria (Niezgodá) 37'
 POR - Clegg (Bonilla) 48'
 OC - M Iloski (Amang) 54'
 POR - Niezgodá 90+2'

CAUTIONS

POR - Blanco 30'
 OC - M Iloski 57'
 POR - Sulte 90+1'

	POR	OC
Possession	46%	54%
Shots	18	13
Shots on Target	5	6
Saves	5	2
Fouls	16	8
Offsides	1	5
Corner Kicks	5	8

Orange County SC	Pos	Min	Gls	Ast	Sh	SoT	YC	RC
Thomas Amang	FW	64	0	1	1	0	0	0
Emil Nielsen	FW	26	0	0	1	0	0	0
Bryce Jamison	MF	64	0	0	0	0	0	0
Korede Osundina	MF	26	0	0	1	1	0	0
Brian Iloski	MF	57	0	0	2	1	0	0
Dillon Powers	MF	33	0	0	1	0	0	0
Milan Iloski	MF	90	1	0	3	2	0	0
Kevin Partida	MF	78	0	0	0	0	0	0
Kyle Scott	MF	12	0	0	0	0	0	0
Ashish Chattha	MF	90	0	0	1	1	0	0
Alex Villanueva	DF	78	0	0	0	0	0	0
Brent Richards	DF	12	0	0	1	1	0	0
Markus Nakkim	DF	90	0	0	0	0	0	0
Andrew Fox	DF	90	0	0	1	0	0	0
Ryan Doghman	DF	90	0	0	1	0	0	0
Cody Cropper	GK	90	0	0	0	0	0	0
16 Players		990	1	1	13	6	0	0

Player	Min	SoTA	GA	Saves	Save%
Cody Cropper	90	5	3	2	40.0

Portland Timbers	Pos	Min	Gls	Ast	Sh	SoT	YC	RC
Tega Ikoba	FW	73	0	0	2	0	0	0
Nathan Fogaça	FW	17	0	0	2	1	0	0
Marvin Loria	MF	45	1	0	4	1	0	0
Santiago Moreno	MF	45	0	0	1	1	0	0
Sebastian Blanco	MF	34	0	0	1	0	1	0
Jaroslav Niezgodá	MF	56	1	1	3	1	0	0
Diego Gutierrez	MF	66	0	0	0	0	0	0
Eric Miller	MF	24	0	0	0	0	0	0
Noel Caliskan	MF	90	0	0	1	0	0	0
Cristian Paredes	MF	45	0	0	1	0	0	0
Victor Griffith	MF	45	0	0	0	0	0	0
Justin Rasmussen	DF	90	0	0	2	0	0	0
Tyler Clegg	DF	90	1	0	1	1	0	0
Larrys Mabila	DF	90	0	0	0	0	0	0
Pablo Bonilla	DF	90	0	1	0	0	0	0
Hunter Sulte	GK	90	0	0	0	0	1	0
16 Players		990	3	2	18	5	2	0

Player	Min	SoTA	GA	Saves	Save%
Hunter Sulte	90	6	1	5	83.3

PORTLAND TIMBERS 2, ST LOUIS CITY 1

April 29, 2023 at Citypark in St Louis, Missouri

Portland	0	2	-	2
St Louis	0	1	-	1

SCORING

POR - Evander (PK) 63'
 STL - Martins (Ostrak) 79'
 POR - Y Chara (Moreno) 82'

CAUTIONS

POR - McGraw 8'
 STL - Hiebert 71'
 POR - Mosquera 90+2'

	STL	POR
Possession	52%	48%
Shots	7	14
Shots on Goal	1	6
Fouls	11	12
Offsides	3	1
Corner Kicks	2	1

St Louis City	Pos	Min	Gls	Ast	Sh	SoT	YC	RC
Eduard Löwen	FW	90	0	0	3	0	0	0
Nicholas Gioacchini	FW	66	0	0	0	0	0	0
Aziel Jackson	FW	24	0	0	0	0	0	0
Jared Stroud	LM	66	0	0	0	0	0	0
Célio Martins	MF	24	1	0	1	1	0	0
Miguel Perez	CM	54	0	0	1	0	0	0
Tomáš Ostrák	FW	36	0	1	0	0	0	0
Indiana Vassilev	CM	90	0	0	1	0	0	0
Rasmus Alm	RM	82	0	0	0	0	0	0
Isak Jensen	LM	8	0	0	0	0	0	0
John Nelson	LB	90	0	0	0	0	0	0
Kyle Hiebert	CB	90	0	0	1	0	1	0
Tim Parker	CB	90	0	0	0	0	0	0
Jake Nerwinski	RB	82	0	0	0	0	0	0
Akil Watts	RB	8	0	0	0	0	0	0
Roman Bürki	GK	90	0	0	0	0	0	0
16 Players		990	1	1	7	1	1	0

Player	Min	SoTA	GA	Saves	Save%
Roman Bürki	90	7	2	5	85.7

Portland Timbers	Pos	Min	Gls	Ast	Sh	SoT	YC	RC
Franck Boli	FW	63	0	0	4	2	0	0
Jarosław Niezgodą	FW	27	0	0	1	0	0	0
Marvin Loria	LW	63	0	0	1	1	0	0
Yimmi Chará	RW	27	1	0	1	1	0	0
Santiago Moreno	RW	87	0	1	1	1	0	0
Larrys Mabilala	CB	3	0	0	0	0	0	0
Evander	AM	90	1	0	6	1	0	0
David Ayala	DM	20	0	0	0	0	0	0
Cristhian Paredes	DM	70	0	0	0	0	0	0
Diego Chará	DM	90	0	0	0	0	0	0
Eric Miller	LB	87	0	0	0	0	0	0
Claudio Bravo	LB	3	0	0	0	0	0	0
Zac McGraw	CB	90	0	0	0	0	1	0
Dario Župarić	CB	90	0	0	0	0	0	0
Juan Mosquera	RB	90	0	0	0	0	1	0
Aljaž Ivačič	GK	90	0	0	0	0	0	0
16 Players		990	2	1	14	6	2	0

Player	Min	SoTA	GA	Saves	Save%
Aljaž Ivačič	90	1	1	0	0.0

PORTLAND TIMBERS 2, AUSTIN FC 2 (DRAW)

May 6, 2023 at Providence Park in Portland, Oregon

Austin	0	2	-	2
Portland	1	1	-	2

SCORING

POR - Zuparic (Evander) 33'
 ATX - Gallagher (Rigoni) 59'
 POR - Bravo (Evander) 71'
 ATX - Bruim (Wolff) 90+2'

CAUTIONS

POR - Boli 40'
 POR - Bravo 56'
 POR - Zuparic 87'

	POR	ATX
Possession	46%	54%
Shots	9	11
Shots on Target	3	4
Saves	2	1
Fouls	18	15
Offsides	0	4
Corner Kicks	5	3

Portland Timbers	Pos	Min	Gls	Ast	Sh	SoT	YC	RC
Franck Boli	FW	77	0	0	1	0	1	0
Jarosław Niezgodą	FW	13	0	0	1	0	0	0
Marvin Loria	LW	59	0	0	0	0	0	0
Yimmi Chará	LW	31	0	0	0	0	0	0
Santiago Moreno	RW	90	0	0	0	0	0	0
Evander	AM	90	0	2	1	0	0	0
Cristhian Paredes	DM	77	0	0	1	1	0	0
Dairon Asprilla	DM	13	0	0	0	0	0	0
Diego Chará	DM	90	0	0	0	0	0	0
Claudio Bravo	LB	90	1	0	1	1	1	0
Dario Župarić	CB	90	1	0	1	1	1	0
Larrys Mabilala	CB	90	0	0	2	0	0	0
Juan Mosquera	RB	90	0	0	1	0	0	0
Aljaž Ivačič	GK	90	0	0	0	0	0	0
14 Players		990	2	2	9	3	3	0

Player	Min	SoTA	GA	Saves	Save%
Aljaž Ivačič	90	4	2	2	50.0

Austin FC	Pos	Min	Gls	Ast	Sh	SoT	YC	RC
Gyasi Zardes	FW	83	0	0	1	0	0	0
Will Bruin	FW	7	1	0	1	1	0	0
Emiliano Rigoni	LM	90	0	1	3	2	0	0
Owen Wolff	CM	90	0	1	1	0	0	0
Daniel Pereira	CM	90	0	0	0	0	0	0
Rodney Redes	RM	83	0	0	0	0	0	0
Maximiliano Urruti	RM	7	0	0	1	0	0	0
Adam Lundqvist	LB	83	0	0	0	0	0	0
Ethan Finlay	LB	7	0	0	0	0	0	0
Leo Väisänen	CB	90	0	0	2	0	0	0
Julio Cascante	CB	73	0	0	0	0	0	0
Nick Lima	CB	17	0	0	0	0	0	0
Alexander Ring	CB	90	0	0	1	0	0	0
Jon Gallagher	RB	90	1	0	1	1	0	0
Brad Stuver	GK	90	0	0	0	0	0	0
15 Players		990	2	2	11	4	0	0

Player	Min	SoTA	GA	Saves	Save%
Brad Stuver	90	3	2	1	33.3

REAL SALT LAKE 4, PORTLAND TIMBERS 3

May 10, 2023 at Providence Park in Portland, Oregon

Real Salt Lake	2	2	-	4
Portland	1	2	-	3

SCORING

POR - Blanco (Caliskan) 4'
 RSL - Musovski (Kreilach) 30'
 RSL - Gomez (Hidalgo) 41'
 POR - Rasmussen (Caliskan) 49'
 POR - Niezgodá (Fogaca) 52'
 RSL - Chang (Gomez) 55'
 RSL - Chang (Misovski) 59'

CAUTIONS

RSL - Gomez 51'
 POR - Griffith 62'
 RSL - Pierre 70'
 POR - Loria 72'
 POR - Bonilla 88'
 POR - Asprilla 90+3'
 RSL - Ojeda 90+6'

	POR	RSL
Possession	52%	48%
Shots	20	13
Shots on Target	7	5
Saves	1	4
Fouls	12	14
Offsides	2	3
Corner Kicks	7	3

Portland Timbers	Pos	Mins	G	A	S	SOT	YC	RC
Nathan Fogaça	FW	73	0	1	2	1	0	0
D Asprilla	-	17	0	0	1	0	1	0
M Loria	MF	90	0	0	2	1	1	0
S Blanco	MF	45	1	0	2	1	0	0
J Niezgodá	-	45	1	0	1	1	0	0
D Gutiérrez	MF	73	0	0	0	0	0	0
S Moreno	-	17	0	0	1	0	0	0
N Caliskan	MF	90	0	2	0	0	0	0
C Paredes	MF	57	0	0	2	2	0	0
V Griffith	-	33	0	0	3	0	1	0
J Rasmussen	DF	86	1	0	2	1	0	0
J Mosquera	-	4	0	0	0	0	0	0
T Clegg	DF	90	0	0	0	0	0	0
L Mabilia	DF	90	0	0	2	0	0	0
P Bonilla	DF	90	0	0	2	0	1	0
D Bingham	GK	90	0	0	0	0	0	0
16 Players		990	3	3	20	7	4	0

Player	Min	SoTA	GA	Saves	Save%
D Bingham	90	5	4	1	20.0

Real Salt Lake	Pos	Mins	G	A	S	SOT	YC	RC
A Gómez	FW	63	1	1	3	2	1	0
B Jacquesson	-	27	0	0	0	0	0	0
D Kreilach	FW	90	0	0	3	0	0	0
D Musovski	FW	72	1	1	2	1	0	0
R Rubín	-	18	0	0	2	0	0	0
E Eneli	MF	90	0	0	0	0	0	0
P Ruiz	MF	72	0	0	0	0	0	0
B Ojeda	-	18	0	0	0	0	1	0
M Chang	MF	87	2	0	3	2	0	0
I Paul	-	3	0	0	0	0	0	0
B Hidalgo	DF	90	0	1	0	0	0	0
J Glad	DF	90	0	0	0	0	0	0
D Pierre	DF	90	0	0	0	0	1	0
B Oviedo	DF	63	0	0	0	0	0	0
A Brody	-	27	0	0	0	0	0	0
G Beavers	GK	90	0	0	0	0	0	0
16 Players		990	4	3	13	5	3	0

Player	Min	SoTA	GA	Saves	Save%
G Beavers	90	7	3	4	57.1

PORTLAND TIMBERS 3, VANCOUVER WHITECAPS 1

May 13, 2023 at Providence Park in Portland, Oregon

Vancouver	1	0	-	1
Portland	2	1	-	3

SCORING

POR - Boli (Bravo) 2'
 POR - Evander (Mosquera) 18'
 VAN - Own Goal (McGraw) 24'
 POR - Evander (Y Chara) 54'

CAUTIONS

POR - McGraw 73'
 VAN - Brown 74'

	POR	VAN
Possession	45%	55%
Shots	13	8
Shots on Target	7	4
Saves	4	4
Fouls	14	11
Offsides	1	3
Corner Kicks	4	7

Portland Timbers	Pos	Min	Gls	Ast	Sh	SoT	YC	RC
Franck Boli	FW	63	1	0	3	2	0	0
Jaroslaw Niezgodá	FW	27	0	0	1	0	0	0
Yimmi Chará	LW	63	0	1	1	0	0	0
Dairon Asprilla	LW	27	0	0	1	1	0	0
Santiago Moreno	RW	83	0	0	1	1	0	0
Marvin Loria	RW	7	0	0	0	0	0	0
Evander	AM	89	2	0	4	2	0	0
Larrys Mabilia	AM	1	0	0	0	0	0	0
Cristhian Paredes	DM	90	0	0	1	0	0	0
Diego Chará	DM	90	0	0	0	0	0	0
Claudio Bravo	LB	90	0	1	0	0	0	0
Zac McGraw	CB	90	0	0	0	0	1	0
Dario Župarić	CB	90	0	0	1	1	0	0
Juan Mosquera	RB	83	0	1	0	0	0	0
Eric Miller	RB	7	0	0	0	0	0	0
Aljaž Ivačič	GK	90	0	0	0	0	0	0
16 Players		990	3	3	13	7	1	0

Player	Min	SoTA	GA	Saves	Save%
Aljaž Ivačič	90	4	1	4	75

Vancouver Whitecaps	Pos	Min	Gls	Ast	Sh	SoT	YC	RC
Sergio Córdova	FW	45	0	0	0	0	0	0
Simon Becher	FW	45	0	0	1	0	0	0
Ryan Gauld	LW	90	0	0	2	1	0	0
Pedro Vite	RW	90	0	0	1	1	0	0
Alessandro Schöpf	LM	63	0	0	1	1	0	0
Ali Ahmed	LB	27	0	0	1	0	0	0
Andrés Cubas	CM	82	0	0	0	0	0	0
Sebastian Berhalter	CM	8	0	0	0	0	0	0
Julian Gressel	RM	90	0	0	1	0	0	0
Luís Martins	LB	75	0	0	1	1	0	0
Deiber Caicedo	LM	15	0	0	0	0	0	0
Tristan Blackmon	CB	90	0	0	0	0	0	0
Ranko Veselinović	CB	90	0	0	0	0	0	0
Javain Brown	RB	82	0	0	0	0	1	0
Ryan Raposo	RB	8	0	0	0	0	0	0
Yohei Takaoka	GK	90	0	0	0	0	0	0
16 Players		990	0	0	8	4	1	0

Player	Min	SoTA	GA	Saves	Save%
Yohei Takaoka	90	7	3	4	57.1

REAL SALT LAKE 0, PORTLAND TIMBERS 0 (DRAW)

May 17, 2023 at America First Field in Sandy, Utah

Portland	0	0	-	0
Real Salt Lake	0	0	-	0

SCORING

None

CAUTIONS

RSL - Eneli 45+1'

POR - Boli 72'

	RSL	POR
Possession	59%	41%
Shots	17	10
Shots on Target	4	4
Saves	4	4
Fouls	10	13
Offsides	2	1
Corner Kicks	4	3

Real Salt Lake	Pos	Min	Gls	Ast	Sh	SoT	YC	RC
Anderson Julio	FW	62	0	0	0	0	0	0
Bertin Jacquesson	FW	28	0	0	2	0	0	0
Jefferson Savarino	FW	90	0	0	3	0	0	0
Maikel Chang	LM	85	0	0	2	1	0	0
Damir Kreilach	LM	5	0	0	0	0	0	0
Braian Ojeda	CM	90	0	0	1	0	0	0
Emeka Eneli	CM	90	0	0	1	0	1	0
Carlos Gómez	RM	81	0	0	4	1	0	0
Daniel Musovski	RM	9	0	0	0	0	0	0
Andrew Brody	LB	90	0	0	0	0	0	0
Brayan Vera	CB	90	0	0	1	0	0	0
Justen Glad	CB	90	0	0	2	2	0	0
Bode Davis	RB	62	0	0	1	0	0	0
Bryan Oviedo	LB	28	0	0	0	0	0	0
Zac MacMath	GK	90	0	0	0	0	0	0
15 Players		990	0	0	17	4	1	0

Player	Min	SoTA	GA	Saves	Save%
Zac MacMath	90	4	0	4	100.0

Portland Timbers	Pos	Min	Gls	Ast	Sh	SoT	YC	RC
Franck Boli	FW	72	0	0	1	1	1	0
Nathan Fogaça	FW	18	0	0	0	0	0	0
Yimmi Chará	LW	63	0	0	0	0	0	0
Dairon Asprilla	LW	27	0	0	1	0	0	0
Santiago Moreno	RW	72	0	0	1	0	0	0
Marvin Loria	RW	18	0	0	1	0	0	0
Evander	AM	90	0	0	4	3	0	0
Cristhian Paredes	DM	90	0	0	1	0	0	0
Diego Chará	DM	90	0	0	0	0	0	0
Claudio Bravo	LB	90	0	0	1	0	0	0
Zac McGraw	CB	90	0	0	0	0	0	0
Dario Župarić	CB	90	0	0	0	0	0	0
Juan Mosquera	RB	89	0	0	0	0	0	0
Eric Miller	RB	1	0	0	0	0	0	0
Aljaž Ivačič	GK	90	0	0	0	0	0	0
15 Players		990	0	0	10	4	1	0

Player	Min	SoTA	GA	Saves	Save%
Aljaž Ivačič	90	4	0	4	100.0

MINNESOTA UNITED 1, PORTLAND TIMBERS 0

May 20, 2023 at Providence Park in Portland, Oregon

Minnesota	0	1	-	1
Portland	0	0	-	0

SCORING

MIN - Hlongwane (Arriaga) 90+5'

CAUTIONS

POR - McGraw 63'

POR - Bravo 67'

MIN - Boxall 82'

POR - Zuparić 84'

MIN - Hlongwane 90+5'

	POR	MIN
Possession	53%	47%
Shots	18	9
Shots on Target	3	5
Saves	4	3
Fouls	13	13
Offsides	1	6
Corner Kicks	7	4

Portland Timbers	Pos	Min	Gls	Ast	Sh	SoT	YC	RC
Franck Boli	FW	63	0	0	2	0	0	0
Jarosław Niezgodą	FW	27	0	0	0	0	0	0
Dairon Asprilla	LW	78	0	0	2	0	0	0
Sebastián Blanco	LW	12	0	0	0	0	0	0
Santiago Moreno	RW	63	0	0	2	0	0	0
Yimmi Chará	RW	27	0	0	0	0	0	0
Evander	AM	90	0	0	1	1	0	0
Cristhian Paredes	DM	90	0	0	1	1	0	0
Diego Chará	DM	90	0	0	1	0	0	0
Claudio Bravo	LB	90	0	0	2	0	1	0
Zac McGraw	CB	90	0	0	3	1	1	0
Dario Župarić	CB	90	0	0	0	0	1	0
Juan Mosquera	RB	90	0	0	4	0	0	0
Aljaž Ivačič	GK	90	0	0	0	0	0	0
14 Players		990	0	0	18	3	3	0

Player	Min	SoTA	GA	Saves	Save%
Aljaž Ivačič	90	5	1	4	80

Minnesota Utd	Pos	Min	Gls	Ast	Sh	SoT	YC	RC
Luis Amarilla	FW	69	0	0	1	1	0	0
Jeong Sangbin	FW	21	0	0	0	0	0	0
Joseph Rosales	LW	71	0	0	2	2	0	0
Kervin Arriaga	LW	19	0	1	1	0	0	0
Bongokuhle Hlongwane	RW	90	1	0	2	1	1	0
Franco Fragapane	AM	78	0	0	0	0	0	0
Mender García	AM	12	0	0	1	0	0	0
Wil Trapp	DM	90	0	0	0	0	0	0
Hassani Dotson	DM	90	0	0	1	1	0	0
Kemar Lawrence	LB	90	0	0	1	0	0	0
Miguel Tapias	CB	90	0	0	0	0	0	0
Michael Boxall	CB	90	0	0	0	0	1	0
D.J. Taylor	RB	90	0	0	0	0	0	0
Dayne St. Clair	GK	90	0	0	0	0	0	0
14 Players		990	1	1	9	5	2	0

Player	Min	SoTA	GA	Saves	Save%
Dayne St. Clair	90	3	0	3	100

SPORTING KANSAS CITY 4, PORTLAND TIMBERS 1

May 28, 2023 at Children's Mercy Park in Kansas City, Kansas

Portland	1	0	-	1
Sporting KC	1	3	-	4

SCORING

POR - Boli 8'
 SKC - Thommy (Tzionis) 33'
 SKC - Salloi (Zusi) 66'
 SKC - Own Goal (Mabiala) 68'
 SKC - Fernandez (Espinoza) 90+3'

CAUTIONS

SKC - Fontas 47'
 SKC - Radoja 72'
 SKC - Shelton 85'
 POR - Loria 89'

	SKC	POR
Possession	62%	38%
Shots	15	9
Shots on Target	7	3
Saves	2	4
Fouls	15	13
Offsides	2	0
Corner Kicks	8	1

Sporting KC	Pos	Min	Gls	Ast	Sh	SoT	YC	RC
Alan Pulido	FW	76	0	0	0	0	0	0
Khiry Shelton	FW	14	0	0	1	0	1	0
Dániel Sallói	LM	90	1	0	5	3	0	0
Gadi Kinda	CM	61	0	0	0	0	0	0
Roger Espinoza	CM	29	0	1	1	0	0	0
Erik Thommy	CM	76	1	0	1	1	0	0
Felipe Hernandez	CM	14	1	0	2	2	0	0
Marinos Tzionis	RM	90	0	1	1	0	0	0
Nemanja Radoja	DM	90	0	0	0	0	1	0
Logan Ndenbe	LB	61	0	0	0	0	0	0
Tim Leibold	LB	29	0	0	1	1	0	0
Andreu Fontàs	CB	90	0	0	1	0	1	0
Daniel Rosero	CB	90	0	0	1	0	0	0
Jake Davis	RB	45	0	0	1	0	0	0
Graham Zusi	RB	45	0	1	0	0	0	0
Kendall McIntosh	GK	90	0	0	0	0	0	0
16 Players		990	3	3	15	7	3	0

Player	Min	SoTA	GA	Saves	Save%
Kendall McIntosh	90	3	1	2	66.7

Portland Timbers	Pos	Min	Gls	Ast	Sh	SoT	YC	RC
Franck Boli	FW	80	1	0	5	2	0	0
Nathan Fogaça	FW	10	0	0	0	0	0	0
Dairon Asprilla	LW	80	0	0	1	0	0	0
Jaroslaw Niezgoda	RW	10	0	0	0	0	0	0
Santiago Moreno	RW	45	0	0	1	0	0	0
Yimmi Chará	LW	8	0	0	0	0	0	0
Marvin Loria	LW	37	0	0	0	0	1	0
Evander	AM	90	0	0	1	1	0	0
Diego Chará	DM	90	0	0	0	0	0	0
Cristhian Paredes	DM	90	0	0	1	0	0	0
Claudio Bravo	LB	80	0	0	0	0	0	0
Sebastián Blanco	LB	10	0	0	0	0	0	0
Zac McGraw	CB	90	0	0	0	0	0	0
Larrys Mabiala	CB	90	0	0	0	0	0	0
Juan Mosquera	RB	90	0	0	0	0	0	0
Aljaž Ivačič	GK	90	0	0	0	0	0	0
16 Players		990	1	0	9	3	1	0

Player	Min	SoTA	GA	Saves	Save%
Aljaž Ivačič	90	7	4	4	42.9

SEATTLE SOUNDERS 0, PORTLAND TIMBERS 0 (DRAW)

June 3, 2023 at Lumen Field in Seattle, Washington

Portland	0	0	-	0
Seattle	0	0	-	0

SCORING

None

CAUTIONS

POR - D Chara 7'
 POR - Bravo 70'
 POR - Paredes 79'
 SEA - Ragen 90+2'

	SEA	POR
Possession	59%	41%
Shots	5	11
Shots on Target	1	2
Saves	2	1
Fouls	10	17
Offsides	2	6
Corner Kicks	5	5

Seattle Sounders	Pos	Min	Gls	Ast	Sh	SoT	YC	RC
Fredy Montero	FW	56	0	0	1	0	0	0
Raúl Ruidíaz	FW	34	0	0	0	0	0	0
Léo Chú	LW	90	0	0	1	0	0	0
Reed Baker-Whiting	RW	56	0	0	0	0	0	0
Cristian Roldan	RW	34	0	0	0	0	0	0
Nicolás Lodeiro	AM	86	0	0	0	0	0	0
Héber	AM	4	0	0	0	0	0	0
João Paulo Mior	DM	90	0	0	1	0	0	0
Albert Rusnák	DM	90	0	0	0	0	0	0
Nouhou Tolo	LB	90	0	0	1	0	0	0
Jackson Ragen	CB	90	0	0	0	0	1	0
Yeimar Gómez Andrade	CB	90	0	0	1	1	0	0
Cody Baker	RB	90	0	0	0	0	0	0
Stefan Frei	GK	90	0	0	0	0	0	0
14 Players		990	0	0	5	1	1	0

Player	Min	SoTA	GA	Saves	Save%
Stefan Frei	90	2	0	2	100.0

Portland Timbers	Pos	Min	Gls	Ast	Sh	SoT	YC	RC
Jaroslaw Niezgoda	FW	72	0	0	0	0	0	0
Franck Boli	FW	18	0	0	0	0	0	0
Dairon Asprilla	LW	83	0	0	4	2	0	0
Nathan Fogaça	LW	7	0	0	0	0	0	0
Santiago Moreno	RW	65	0	0	0	0	0	0
Marvin Loria	RW	25	0	0	0	0	0	0
Evander	AM	90	0	0	2	0	0	0
Cristhian Paredes	DM	90	0	0	2	0	1	0
Diego Chará	DM	90	0	0	0	0	1	0
Claudio Bravo	LB	90	0	0	1	0	1	0
Zac McGraw	CB	90	0	0	1	0	0	0
Dario Župarić	CB	90	0	0	0	0	0	0
Eric Miller	RB	90	0	0	1	0	0	0
Aljaž Ivačič	GK	90	0	0	0	0	0	0
14 Players		990	0	0	11	2	3	0

Player	Min	SoTA	GA	Saves	Save%
Aljaž Ivačič	90	1	0	1	100.0

PORTLAND TIMBERS 1, FC DALLAS 0

June 11, 2023 at Providence Park in Portland, Oregon

FC Dallas	0	0	-	0
Portland	1	0	-	1

SCORING

POR - Boli (Evander) 35'

CAUTIONS

POR - Evander 16'
 DAL - Obrian 45'
 DAL - Cerrillo 46'
 POR - D Chara 71'
 DAL - Geovane 71'
 POR - Paredes 90+6'
 POR - Loria 90+8'

	POR	DAL
Possession	43%	57%
Shots	14	5
Shots on Goal	8	2
Fouls	12	12
Offsides	4	1
Corner Kicks	2	2

Portland Timbers	Pos	Min	Gls	Ast	Sh	SoT	YC	RC
Franck Boli	FW	71	1	0	1	1	0	0
Jaroslav Niezgodá	FW	19	0	0	2	1	0	0
Santiago Moreno	LW	71	0	0	2	2	0	0
Marvin Loria	LW	19	0	0	1	0	1	0
Dairon Asprilla	RW	89	0	0	1	0	0	0
Larrys Mabilia	RW	1	0	0	0	0	0	0
Evander	AM	89	0	1	3	2	1	0
Sebastián Blanco	AM	1	0	0	0	0	0	0
Cristhian Paredes	DM	90	0	0	2	1	1	0
Diego Chará	DM	90	0	0	0	0	1	0
Eric Miller	LB	90	0	0	0	0	0	0
Zac McGraw	CB	90	0	0	1	0	0	0
Dario Župarić	CB	90	0	0	0	0	0	0
Juan Mosquera	RB	90	0	0	1	1	0	0
David Bingham	GK	90	0	0	0	0	0	0
15 Players		990	1	1	14	8	4	0

Player	Min	SoTA	GA	Saves	Save%
David Bingham	90	2	0	2	100

FC Dallas	Pos	Min	Gls	Ast	Sh	SoT	YC	RC
Jesús Ferreira	FW	90	0	0	0	0	0	0
Jesús Jiménez	FW	45	0	0	0	0	0	0
Sam Junqua	LM	45	0	0	0	0	0	0
Jáder Obrian	LM	90	0	0	1	0	1	0
Edwin Cerrillo	CM	81	0	0	0	0	1	0
José Mulato	CM	9	0	0	0	0	0	0
Facundo Quignon	CM	90	0	0	1	0	0	0
Alan Velasco	RM	90	0	0	1	0	0	0
Marco Farfan	LB	90	0	0	0	0	0	0
Nkosi Tafari	CB	90	0	0	0	0	0	0
Sebastien Ibeagha	CB	90	0	0	1	1	0	0
Geovane	RB	81	0	0	1	1	1	0
Herbert Endeley	RB	9	0	0	0	0	0	0
Maarten Paes	GK	90	0	0	0	0	0	0
14 Players		990	0	0	5	2	3	0

Player	Min	SoTA	GA	Saves	Save%
Maarten Paes	90	8	1	7	87.5

SAN JOSE EARTQUAKES 0, PORTLAND TIMBERS 0 (DRAW)

June 17, 2023 at PayPal Park in San Jose, California

Portland	0	0	-	0
San Jose	0	0	-	0

SCORING

None

CAUTIONS

CAUTIONS
 POR - Moreno 18'
 POR - Zuparic 43'
 SJ - Cowell 51'
 SJ - Marie 54'
 POR - Miller 64'
 SJ - Thompson 90+1'

	POR	SJ	DAL
Possession	43%	55%	45%
Shots	14	12	16
Shots on Goal	8	2	4
Fouls	12	8	15
Offsides	4	1	0
Corner Kicks	2	7	4

San Jose Earthquakes	Pos	Min	Gls	Ast	Sh	SoT	YC	RC
Jeremy Ebobisse	FW	89	0	0	1	0	0	0
Ousseni Bouda	FW	1	0	0	0	0	0	0
Cade Cowell	LW	89	0	0	1	0	1	0
Benjamin Kikanovic	LW	1	0	0	0	0	0	0
Cristian Espinoza	RW	90	0	0	1	1	0	0
Niko Tsakiris	LM	75	0	0	0	0	0	0
Jack Skahan	LM	15	0	0	0	0	0	0
Judson	CM	62	0	0	1	0	0	0
Tommy Thompson	CM	28	0	0	1	0	1	0
Jackson Yueill	RM	90	0	0	1	0	0	0
Tanner Beason	LB	90	0	0	2	1	0	0
Rodrigues	CB	90	0	0	1	0	0	0
Jonathan Mensah	CB	90	0	0	3	0	0	0
Paul Marie	RB	90	0	0	0	0	1	0
Daniel	GK	90	0	0	0	0	0	0
15 Players		990	0	0	12	2	3	0

Player	Min	SoTA	GA	Saves	Save%
Daniel	90	4	0	4	100

Portland Timbers	Pos	Min	Gls	Ast	Sh	SoT	YC	RC
Franck Boli	FW	71	0	0	2	2	0	0
Jaroslav Niezgodá	FW	19	0	0	0	0	0	0
Evander	FW	90	0	0	5	2	0	0
Dairon Asprilla	LM	90	0	0	4	0	0	0
Diego Chará	CM	90	0	0	0	0	0	0
Cristhian Paredes	CM	90	0	0	2	0	0	0
Santiago Moreno	RM	71	0	0	1	0	1	0
Sebastián Blanco	RM	19	0	0	0	0	0	0
Claudio Bravo	LB	90	0	0	1	0	0	0
Zac McGraw	CB	90	0	0	1	0	0	0
Dario Župarić	CB	90	0	0	0	0	1	0
Eric Miller	RB	90	0	0	0	0	1	0
David Bingham	GK	90	0	0	0	0	0	0
13 Players		990	0	0	16	4	3	0

Player	Min	SoTA	GA	Saves	Save%
David Bingham	90	2	0	2	100

CHICAGO FIRE 2, PORTLAND TIMBERS 1

June 21, 2023 at Providence Park in Portland, Oregon

Chicago	1	1	-	2
Portland	1	0	-	1

SCORING

CHI - Herbers (Gutierrez) 8'
 POR - Boli (Moreno) 26'
 CHI - Kamara (Gutierrez) 83'

CAUTIONS

POR - Asprilla 56'
 POR - Bravo 75'

	POR	CHI
Possession	45%	55%
Shots	17	12
Shots on Target	4	3
Saves	1	3
Fouls	21	15
Offsides	1	3
Corner Kicks	6	4

Portland Timbers	Pos	Min	Gls	Ast	Sh	SoT	YC	RC
Franck Boli	FW	70	1	0	4	1	0	0
Jaroslav Niezgodá	FW	20	0	0	0	0	0	0
Dairon Asprilla	LW	71	0	0	2	0	1	0
Marvin Loria	LW	19	0	0	1	1	0	0
Santiago Moreno	RW	80	0	1	2	1	0	0
Nathan Fogaça	RW	10	0	0	1	0	0	0
Evander	AM	71	0	0	4	1	0	0
Sebastián Blanco	AM	19	0	0	0	0	0	0
Cristhian Paredes	DM	90	0	0	0	0	0	0
Diego Chará	DM	90	0	0	0	0	0	0
Claudio Bravo	LB	89	0	0	1	0	1	0
Diego Gutierrez	LB	1	0	0	0	0	0	0
Zac McGraw	CB	90	0	0	2	0	0	0
Dario Župarić	CB	90	0	0	0	0	0	0
Eric Miller	RB	90	0	0	0	0	0	0
David Bingham	GK	90	0	0	0	0	0	0
16 Players		990	1	1	17	4	2	0

Player	Min	SoTA	GA	Saves	Save%
David Bingham	90	3	2	1	33.3

Chicago Fire	Pos	Min	Gls	Ast	Sh	SoT	YC	RC
Kacper Przybylko	FW	68	0	0	1	0	0	0
Kei Kamara	FW	22	1	0	1	1	0	0
Brian Gutiérrez	LW	86	0	2	2	0	0	0
Wyatt Omsberg	CB	4	0	0	0	0	0	0
Fabian Herbers	RW	77	1	0	1	1	0	0
Maren Haile-Selassie	RW	13	0	0	0	0	0	0
Jairo Torres	AM	77	0	0	3	1	0	0
Georgios Koutsias	AM	13	0	0	1	0	0	0
Gastón Giménez	DM	90	0	0	2	0	0	0
Federico Navarro	DM	90	0	0	0	0	0	0
Daniel Aceves	LB	68	0	0	0	0	0	0
Jonathan Dean	LB	22	0	0	0	0	0	0
Rafael Czichos	CB	90	0	0	0	0	0	0
Mauricio Pineda	CB	90	0	0	0	0	0	0
Arnaud Souquet	RB	90	0	0	1	0	0	0
Christopher Brady	GK	90	0	0	0	0	0	0
16 Players		990	2	2	12	3	0	0

Player	Min	SoTA	GA	Saves	Save%
Christopher Brady	90	4	1	3	75

PORTLAND TIMBERS 1, NEW YORK CITY FC 1 (DRAW)

June 24, 2023 at Providence Park in Portland, Oregon

New York City FC	0	1	-	1
Portland	1	0	-	1

SCORING

POR - Evander (Loria) 38'
 NYC - Parks (Pellegrini) 51'

CAUTIONS

POR - Mabilia 50'
 POR - Bravo 70'
 NYC - Turnbull 90'
 POR - Evander 90+3'

	POR	NYC
Possession	55%	45%
Shots	16	8
Shots on Target	7	3
Saves	2	6
Fouls	15	14
Offsides	0	0
Corner Kicks	3	1

Portland Timbers	Pos	Min	Gls	Ast	Sh	SoT	YC	RC
Evander	FW	90	1	0	5	3	1	0
Marvin Loria	LW	75	0	1	0	0	0	0
Felipe Mora	LW	15	0	0	0	0	0	0
Santiago Moreno	RW	90	0	0	1	0	0	0
Franck Boli	AM	85	0	0	5	2	0	0
Nathan Fogaça	AM	5	0	0	0	0	0	0
Cristhian Paredes	DM	45	0	0	1	0	0	0
Noel Caliskan	DM	45	0	0	0	0	0	0
Diego Chará	DM	90	0	0	0	0	0	0
Claudio Bravo	LB	90	0	0	1	1	1	0
Dario Župarić	CB	90	0	0	0	0	0	0
Larrys Mabilia	CB	90	0	0	0	0	1	0
Juan Mosquera	RB	90	0	0	3	1	0	0
Aljaž Ivačič	GK	90	0	0	0	0	0	0
14 Players		990	1	1	16	7	3	0

Player	Min	SoTA	GA	Saves	Save%
Aljaž Ivačič	90	3	1	2	66.7

New York City FC	Pos	Min	Gls	Ast	Sh	SoT	YC	RC
Santiago Rodríguez	FW	90	0	0	2	0	0	0
Talles Magno	LW	85	0	0	2	2	0	0
Andres Jasson	LW	5	0	0	0	0	0	0
Gabriel Pereira	RW	45	0	0	0	0	0	0
Matías Pellegrini	RW	45	0	1	2	0	0	0
Kevin O'Toole	LM	90	0	0	0	0	0	0
Alfredo Morales	CM	90	0	0	0	0	0	0
Keaton Parks	CM	90	1	0	2	1	0	0
Mitja Ilenič	RM	79	0	0	0	0	0	0
Stephen Turnbull	RM	11	0	0	0	0	1	0
Justin Haak	CB	90	0	0	0	0	0	0
Maxime Chanot	CB	90	0	0	0	0	0	0
Tayvon Gray	CB	90	0	0	0	0	0	0
Matt Freese	GK	90	0	0	0	0	0	0
14 Players		990	1	1	8	3	1	0

Player	Min	SoTA	GA	Saves	Save%
Matt Freese	90	7	1	6	85.7

MINNESOTA UNITED 4, PORTLAND TIMBERS 1

July 1, 2023 at Allianz Field in Saint Paul, Minnesota

Portland	0	1	-	1
Minnesota Utd	2	2	-	4

SCORING

MIN - Own Goal (D Chara) 43'
 MIN - Reynoso 45+4'
 POR - Boli 60'
 MIN - Hlogwane 74'
 MIN - Reynoso 77'

CAUTIONS

MIN - Tapias 13'
 MIN - Boxall 16'
 MIN - Dotson 21'
 MIN - Taylor 34'
 MIN - Reynoso 73'
 POR - Paredes 90+1'

	MIN	POR
Possession	56%	44%
Shots	18	7
Shots on Target	10	3
Saves	2	7
Fouls	9	7
Offsides	2	0
Corner Kicks	7	4

Minnesota United	Pos	Min	Gls	Ast	Sh	SoT	YC	RC
Mender García	FW	64	0	0	4	1	0	0
Kervin Arriaga	LM	26	0	0	0	0	0	0
Jeong Sangbin	LW	90	0	0	0	0	0	0
Bongokuhle Hlongwane	RW	79	1	1	4	4	0	0
Emmanuel Iwe	LW	11	0	0	1	1	0	0
Emanuel Reynoso	AM	90	2	0	5	2	1	0
Wil Trapp	DM	90	0	0	0	0	0	0
Hassani Dotson	DM	90	0	0	4	2	1	0
D.J. Taylor	LB	59	0	0	0	0	1	0
Devin Padelford	LB	31	0	0	0	0	0	0
Miguel Tapias	CB	90	0	0	0	0	1	0
Michael Boxall	CB	90	0	0	0	0	1	0
Zarek Valentin	RB	90	0	1	0	0	0	0
Clint Irwin	GK	90	0	0	0	0	0	0
14 Players		990	3	2	18	10	5	0

Player	Min	SoTA	GA	Saves	Save%
Clint Irwin	90	3	1	2	66.7

Portland Timbers	Pos	Min	Gls	Ast	Sh	SoT	YC	RC
Franck Boli	FW	77	1	0	2	1	0	0
Diego Gutierrez	FW	13	0	0	0	0	0	0
Jarostaw Niezgoda	FW	58	0	0	0	0	0	0
Nathan Fogaça	FW	32	0	1	0	0	0	0
Marvin Loria	LM	58	0	0	1	1	0	0
Cristhian Paredes	LM	32	0	0	0	0	1	0
Diego Chará	CM	90	0	0	0	0	0	0
Noel Caliskan	CM	90	0	0	2	0	0	0
Santiago Moreno	RM	67	0	0	1	1	0	0
Felipe Mora	RM	23	0	0	1	0	0	0
Claudio Bravo	LB	90	0	0	0	0	0	0
Dario Župarić	CB	90	0	0	0	0	0	0
Larrys Mabilia	CB	45	0	0	0	0	0	0
Juan Mosquera	RB	45	0	0	0	0	0	0
Eric Miller	CB	90	0	0	0	0	0	0
Aljaž Ivačič	GK	90	0	0	0	0	0	0
16 Players		990	1	1	7	3	1	0

Player	Min	SoTA	GA	Saves	Save%
Aljaž Ivačič	90	10	4	7	60.0

COLORADO RAPIDS 0, PORTLAND TIMBERS 0 (DRAW)

July 12, 2023 at Dick's Sporting Goods Park in Denver, Colorado

Portland	0	0	-	0
Colorado	0	0	-	0

SCORING

None

CAUTIONS

COL - Abubaker 65'
 POR - D Chara 69'
 POR - Griffith 76'
 POR - Boli 78'

	COL	POR
Possession	57%	43%
Shots	12	9
Shots on Target	1	2
Saves	2	1
Fouls	11	11
Offsides	1	1
Corner Kicks	6	3

Colorado Rapids	Pos	Min	Gls	Ast	Sh	SoT	YC	RC
Darren Yapi	FW	84	0	0	3	0	0	0
Kevin Cabral	FW	6	0	0	0	0	0	0
Michael Barrios	FW	84	0	0	2	0	0	0
Calvin Harris	FW	6	0	0	0	0	0	0
Cole Bassett	CM	90	0	0	2	0	0	0
Bryan Acosta	CM	90	0	0	0	0	0	0
Connor Ronan	CM	90	0	0	1	0	0	0
Sam Nicholson	LB	45	0	0	0	0	0	0
Braian Galván	LB	45	0	0	1	0	0	0
Danny Wilson	CB	90	0	0	0	0	0	0
Andreas Maxsø	CB	90	0	0	1	0	0	0
Lalas Abubakar	CB	90	0	0	1	1	1	0
Keegan Rosenberry	RB	90	0	0	1	0	0	0
William Yarbrough	GK	90	0	0	0	0	0	0
14 Players		990	0	0	12	1	1	0

Player	Min	SoTA	GA	Saves	Save%
William Yarbrough	90	2	0	2	100

Portland Timbers	Pos	Min	Gls	Ast	Sh	SoT	YC	RC
Franck Boli	FW	78	0	0	3	1	1	0
Felipe Mora	FW	12	0	0	0	0	0	0
Marvin Loria	LW	69	0	0	2	0	0	0
Sebastián Blanco	LW	21	0	0	1	0	0	0
Nathan Fogaça	RW	69	0	0	2	1	0	0
Dairon Asprilla	RW	21	0	0	0	0	0	0
Cristhian Paredes	LM	90	0	0	0	0	0	0
Diego Chará	CM	90	0	0	0	0	1	0
Victor Griffith	RM	90	0	0	0	0	1	0
Claudio Bravo	LB	90	0	0	1	0	0	0
Dario Župarić	CB	90	0	0	0	0	0	0
Eric Miller	CB	90	0	0	0	0	0	0
Juan Mosquera	RB	90	0	0	0	0	0	0
David Bingham	GK	90	0	0	0	0	0	0
14 Players		990	0	0	9	2	3	0

Player	Min	SoTA	GA	Saves	Save%
David Bingham	90	1	0	1	100

PORTLAND TIMBERS 3, COLUMBUS CREW 2

July 15, 2023 at Providence Park in Portland, Oregon

Columbus	1	1	-	2
Portland	2	1	-	3

SCORING

POR - Asprilla (Zuparic) 28'
 POR - Asprilla (Boli) 30'
 CLB - Zelarayan (Russell-Rowe) 45+3'
 CLB - Zelarayan (Moreira) 65'
 POR - Blanco 80'

CAUTIONS

POR - Loria 48'
 POR - D Chara 54'
 CLB - Russell-Rowe 72'
 POR - Blanco 81'

	POR	CLB
Possession	38%	62%
Shots	12	17
Shots on Target	5	5
Saves	3	2
Fouls	18	7
Offsides	1	1
Corner Kicks	4	7

Portland Timbers	Pos	Min	Gls	Ast	Sh	SoT	YC	RC
Franck Boli	FW	61	0	1	1	0	0	0
Felipe Mora	FW	29	0	0	1	0	0	0
Marvin Loria	LW	62	0	0	0	0	1	0
Yimmi Chara	LW	28	0	0	2	0	0	0
Dairon Asprilla	RW	62	2	0	3	3	0	0
Sebastián Blanco	RW	28	1	0	1	1	1	0
Evander	LM	83	0	0	1	0	0	0
Larrys Mabiala	LM	7	0	0	0	0	0	0
Diego Chara	CM	90	0	0	0	0	1	0
Cristhian Paredes	RM	90	0	0	0	0	0	0
Claudio Bravo	LB	88	0	0	1	0	0	0
Eric Miller	LB	2	0	0	0	0	0	0
Dario Župarić	CB	90	0	1	0	0	0	0
Zac McGraw	CB	90	0	0	1	0	0	0
Juan Mosquera	RB	90	0	0	1	1	0	0
David Bingham	GK	90	0	0	0	0	0	0
16 Players		990	3	2	12	5	3	0

Player	Min	SoTA	GA	Saves	Save%
David Bingham	90	4	2	2	50

Columbus Crew	Pos	Min	Gls	Ast	Sh	SoT	YC	RC
Jacen Russell-Rowe	FW	90	0	1	4	2	1	0
Christian Ramirez	FW	90	0	0	3	0	0	0
Lucas Zelarayan	AM	90	2	0	4	2	0	0
Darlington Nagbe	CM	90	0	0	0	0	0	0
Aidan Morris	CM	88	0	0	0	0	0	0
Jimmy Medranda	CM	2	0	0	0	0	0	0
Yaw Yeboah	WB	77	0	0	2	0	0	0
Maximilian Arfsten	WB	13	0	0	0	0	0	0
Mohamed Farsi	WB	77	0	0	1	0	0	0
Luis Díaz	WB	13	0	0	0	0	0	0
Malte Amundsen	CB	90	0	0	2	0	0	0
Sean Zawadzki	CB	90	0	0	1	0	0	0
Steven Moreira	CB	90	0	1	0	0	0	0
Patrick Schulte	GK	90	0	0	0	0	0	0
14 Players		990	2	2	17	4	1	0

Player	Min	SoTA	GA	Saves	Save%
Patrick Schulte	90	5	3	2	40

PORTLAND TIMBERS 2, SAN JOSE EARTHQUAKES 0

July 22, 2023 at Providence Park in Portland, Oregon

San Jose	0	0	-	0
Portland	1	1	-	2

SCORING

POR - Evander (Niezgoda) 33'
 POR - Mora (Loria) 86'

CAUTIONS

SJ - Gruezo 35'
 POR - Paredes 45+2'

	POR	SJ
Possession	49%	51%
Shots	12	11
Shots on Target	5	3
Saves	3	2
Fouls	12	9
Offsides	1	0
Corner Kicks	0	5

Portland Timbers	Pos	Min	Gls	Ast	Sh	SoT	YC	RC
Yimmi Chara	FW	58	0	0	1	0	0	0
Marvin Loria	FW	32	0	1	0	0	0	0
Jaroslav Niezgoda	FW	58	0	1	2	1	0	0
Felipe Mora	FW	32	1	0	2	1	0	0
Dairon Asprilla	FW	78	0	0	0	0	0	0
Santiago Moreno	FW	12	0	0	1	1	0	0
Evander	MF	85	1	0	4	1	0	0
Sebastian Blanco	MF	5	0	0	1	1	0	0
Diego Chara	MF	90	0	0	0	0	0	0
Cristian Paredes	MF	90	0	0	1	0	1	0
Claudio Bravo	DF	90	0	0	0	0	0	0
Dario Zuparic	DF	90	0	0	0	0	0	0
Zac McGraw	DF	90	0	0	0	0	0	0
Juan Mosquera	DF	90	0	0	0	0	0	0
David Bingham	GK	90	0	0	0	0	0	0
15 Players		990	2	2	12	5	1	0

Player	Min	SoTA	GA	Saves	Save%
David Bingham	90	3	0	3	100.0

San Jose Earthquakes	Pos	Min	Gls	Ast	Sh	SoT	YC	RC
Cristian Espinoza	FW	84	0	0	2	0	0	0
Benjamin Kikanovic	FW	6	0	0	0	0	0	0
Jeremy Ebobisse	FW	90	0	0	2	2	0	0
Jack Skahan	FW	22	0	0	0	0	0	0
Niko Tsakiris	FW	68	0	0	0	0	0	0
Carlos Akapo	MF	70	0	0	1	0	0	0
Paul Marie	MF	20	0	0	0	0	0	0
Carlos Gruezo	MF	90	0	0	0	0	1	0
Jackson Yueill	MF	90	0	0	1	0	0	0
Cade Cowell	MF	84	0	0	2	0	0	0
Ousseni Bouda	MF	6	0	0	0	0	0	0
Rodrigues	DF	90	0	0	1	0	0	0
Tanner Beason	DF	90	0	0	0	0	0	0
Miguel Trauco	DF	90	0	0	2	1	0	0
Daniel	GK	90	0	0	0	0	0	0
15 Players		990	0	0	11	3	1	0

Player	Min	SoTA	GA	Saves	Save%
Daniel	90	5	2	3	60.0

TIGRES 2, PORTLAND TIMBERS 1

July 26, 2023 at Providence Park in Portland, Oregon

Tigres	1	1	-	2
Portland	1	0	-	1

SCORING

POR - Evander 24'
 TIG - Gignac (Lopez) 42'
 TIG - Angulo (Pizarro) 80'

CAUTIONS

TIG - Carioca 30'
 TIG - Samir 37'
 POR - Evander 39'
 POR - Evander (2nd Yellow=Red) 44'
 TIG - Quinones 45+4'
 TIG - Vigon 61'

	POR	TIG
Possession	34%	66%
Shots	8	9
Shots on Target	2	3
Saves	1	1
Fouls	16	14
Offsides	1	3
Corner Kicks	5	5

Portland Timbers	Pos	Min	Gls	Ast	Sh	SoT	YC	RC
Marvin Loria	LW	62	0	0	0	0	0	0
Santiago Moreno	-	28	0	0	0	0	0	0
Felipe Mora	FW	45	0	0	2	1	0	0
Jaroslav Niezgodna	-	45	0	0	1	0	0	0
Dairon Asprilla	RW	88	0	0	0	0	0	0
Miguel Araujo	-	2	0	0	0	0	0	0
Evander	CM	44	1	0	2	1	2	1
Diego Chara	CM	90	0	0	0	0	0	0
Cristian Paredes	CM	90	0	0	1	0	0	0
Claudio Bravo	LB	88	0	0	0	0	0	0
Franck Boli	FW	2	0	0	0	0	0	0
Dario Zuparic	CB	90	0	0	1	0	0	0
Zac McGraw	CB	90	0	0	1	0	0	0
Juan Mosquera	RB	89	0	0	0	0	0	0
Sebastian Blanco	-	1	0	0	0	0	0	0
Aljaz Ivacic	GK	90	0	0	0	0	0	0
16 Players		990	1	0	8	2	2	1

Player	Min	SoTA	GA	Saves	Save%
Aljaz Ivacic	90	3	2	1	66.7

Tigres	Pos	Min	Gls	Ast	Sh	SoT	YC	RC
Luis Quinones	LW	90	0	0	1	0	1	0
Nicolas Lopez	RW	62	0	1	1	0	0	0
Diego Lainez	-	28	0	0	0	0	0	0
Andre-Pierre Gignac	CF	78	1	0	2	2	0	0
Nicolas Ibanez	-	12	0	0	0	0	0	0
Fernando Gorriaran	CM	78	0	0	0	0	0	0
Francisco Cordova	-	12	0	0	1	0	0	0
Rafael Carioca	CM	90	0	0	0	0	1	0
Juan Pablo Vigon	CM	62	0	0	0	0	1	0
Jonathan Herrera	-	28	0	0	1	0	0	0
Jesus Angulo	LB	90	1	0	3	1	0	0
Samir	CB	45	0	0	0	0	1	0
Diego Reyes	-	45	0	0	0	0	0	0
Guido Pizarro	CB	90	0	1	0	0	0	0
Javier Aquino	RB	90	0	0	0	0	0	0
Nahuel Guzman	GK	90	0	0	0	0	0	0
16 Players		990	2	2	9	3	4	0

Player	Min	SoTA	GA	Saves	Save%
Nahuel Guzman	90	2	1	1	50.0

MONTERREY 1, PORTLAND TIMBERS 0

August 4, 2023 at Providence Park in Portland, Oregon

Monterrey	1	0	-	1
Portland	0	0	-	0

SCORING

MTY - Meza (Romo) 45+1'

CAUTIONS

MTY - Gallardo 27'
 POR - Mosquera 28'
 MTY - Rojas 39'
 MTY - Meza 79'
 POR - Zuparic 80'
 POR - Y Chara (Red) 90+6'
 POR - D Chara 90+6'
 MTY - Romo 90+6'

	POR	MTY
Possession	49%	51%
Shots	17	13
Shots on Target	4	5
Saves	4	4
Fouls	12	9
Offsides	0	5
Corner Kicks	8	4

Portland Timbers	Pos	Min	Gls	Ast	Sh	SoT	YC	RC
Marvin Loria	LW	62	0	0	1	0	0	0
Yimmi Chara	-	28	0	0	0	0	0	1
Franck Boli	FW	62	0	0	4	0	0	0
Felipe Mora	-	28	0	0	1	0	0	0
Dairon Asprilla	RW	85	0	0	1	0	0	0
Jaroslav Niezgodna	-	5	0	0	1	1	0	0
Santiago Moreno	CM	73	0	0	1	1	0	0
Sebastian Blanco	-	17	0	0	3	0	0	0
Diego Chara	CM	90	0	0	1	0	1	0
Cristian Paredes	CM	90	0	0	1	0	0	0
Claudio Bravo	LB	90	0	0	1	0	0	0
Dario Zuparic	CB	90	0	0	1	1	1	0
Zac McGraw	CB	90	0	0	0	0	0	0
Juan Mosquera	RB	85	0	0	1	1	1	0
Miguel Araujo	-	5	0	0	0	0	0	0
Aljaz Ivacic	GK	90	0	0	0	0	0	0
Players		990	0	0	17	4	3	1

Player	Min	SoTA	GA	Saves	Save%
Aljaz Ivacic	90	5	1	4	80.0

Monterrey	Pos	Min	Gls	Ast	Sh	SoT	YC	RC
Jordi Cortizo	FW	76	0	0	1	1	0	0
Rogelio Funes Mori	-	14	0	0	0	0	0	0
German Berterame	FW	90	0	0	4	1	0	0
Joao Rojas	LM	68	0	0	1	0	1	0
Sergio Canales	-	22	0	0	0	0	0	0
Omar Govea	CM	90	0	0	1	0	0	0
Luis Romo	CM	90	0	1	0	0	1	0
Maximiliano Meza	RM	90	1	0	4	2	1	0
Jesus Gallardo	LB	82	0	0	0	0	1	0
Sebastian Vegas	-	8	0	0	0	0	0	0
Hector Moreno	CB	90	0	0	0	0	0	0
John Medina	CB	82	0	0	2	1	0	0
Edson Gutierrez	-	8	0	0	0	0	0	0
Victor Guzman	RB	90	0	0	0	0	0	0
Eseban Andrada	GK	90	0	0	0	0	0	0
Players		990	1	1	13	5	4	0

Player	Min	SoTA	GA	Saves	Save%
Eseban Andrada	90	4	0	4	100.0

HOUSTON DYNAMO 5, PORTLAND TIMBERS 0

August 20, 2023 at Shell Energy Stadium in Houston, Texas

Portland	0	0	-	0
Houston	4	1	-	5

SCORING

HOU - Bassi (PK) 5'
 HOU - Quinones (Herrera) 11'
 HOU - Baird (Carrasquilla) 14'
 HOU - Escobar (Baird) 45+3'
 HOU - Smith (Clark) 63'

CAUTIONS

HOU - Escobar 22'
 POR - Zuparic 45+1'
 HOU - Dorsey 45+4'
 POR - Evander 89'
 POR - Araujo 90'

	HOU	POR
Possession	63%	37%
Shots	10	6
Shots on Target	7	0
Saves	0	3
Fouls	11	14
Offsides	1	0
Corner Kicks	3	4

Houston Dynamo	Pos	Min	Gls	Ast	Sh	SoT	YC	RC
Corey Baird	FW	90	1	1	3	1	0	0
Nelson Quiñones	LW	60	1	0	3	2	0	0
Brad Smith	LW	30	1	0	2	2	0	0
Adalberto Carrasquilla	RW	90	0	1	1	1	0	0
Amine Bassi	AM	90	1	0	0	0	0	0
Héctor Herrera	DM	60	0	1	0	0	0	0
Luis Caicedo	DM	30	0	0	0	0	0	0
Artur	DM	72	0	0	0	0	0	0
Sebastian Kowalczyk	DM	18	0	0	0	0	0	0
Franco Escobar	LB	90	1	0	1	1	1	0
Micael	CB	61	0	0	0	0	0	0
Ethan Bartlow	CB	29	0	0	0	0	0	0
Erik Sviatchenko	CB	77	0	0	0	0	0	0
Daniel Steres	CB	13	0	0	0	0	0	0
Griffin Dorsey	RB	90	0	0	0	0	1	0
Steve Clark	GK	90	0	1	0	0	0	0
16 Players		990	5	4	10	7	2	0

Player	Min	SoTA	GA	Saves	Save%
Steve Clark	90	0	0	0	

Portland Timbers	Pos	Min	Gls	Ast	Sh	SoT	YC	RC
Franck Boli	FW	45	0	0	1	0	0	0
Felipe Mora	FW	45	0	0	1	0	0	0
Yimmi Chará	LW	45	0	0	0	0	0	0
Larrys Mabila	CB	45	0	0	0	0	0	0
Dairon Asprilla	RW	45	0	0	1	0	0	0
Sebastián Blanco	RW	45	0	0	1	0	0	0
Evander	LW	90	0	0	0	0	1	0
Bryan Acosta	CM	90	0	0	0	0	0	0
Cristhian Paredes	CM	90	0	0	1	0	0	0
Claudio Bravo	LB	45	0	0	0	0	0	0
Eric Miller	LM	45	0	0	0	0	0	0
Dario Župarić	CB	90	0	0	0	0	1	0
Miguel Araujo	CB	90	0	0	0	0	1	0
Juan Mosquera	RB	68	0	0	1	0	0	0
Jaroslav Niezgod	RM	22	0	0	0	0	0	0
Aljaž Ivačič	GK	90	0	0	0	0	0	0
16 Players		990	0	0	6	0	3	0

Player	Min	SoTA	GA	Saves	Save%
Aljaž Ivačič	90	8	5	3	50.0

VANCOUVER WHITECAPS 3, PORTLAND TIMBERS 2

August 26, 2023 at Providence Park in Portland, Oregon

Vancouver	2	1	-	3
Portland	0	2	-	2

SCORING

VAN - Gauld (White) 13'
 VAN - White (Gauld) 36'
 POR - Mora (Asprilla) 53'
 VAN - Gauld (PK) 60'
 POR - Evander (Blanco) 85'

CAUTIONS

POR - Evander 34'
 POR - Zuparic 51'
 POR - Asprilla 63'
 VAN - Cubas 65'
 POR - Boli 90+4'
 VAN - Laryea 90+5'

	POR	VAN
Possession	64%	36%
Shots	17	8
Shots on Target	5	2
Saves	0	3
Fouls	17	11
Offsides	0	3
Corner Kicks	6	3

Portland Timbers	Pos	Min	Gls	Ast	Sh	SoT	YC	RC
Felipe Mora	FW	65	1	0	2	1	0	0
Franck Boli	FW	25	0	0	2	0	1	0
Yimmi Chará	LW	65	0	0	1	0	0	0
Sebastián Blanco	LW	25	0	1	0	0	0	0
Dairon Asprilla	RW	65	0	1	1	0	1	0
Santiago Moreno	RW	25	0	0	0	0	0	0
Evander	LM	90	1	0	5	1	1	0
Diego Chará	CM	90	0	0	0	0	0	0
Cristhian Paredes	RM	78	0	0	1	0	0	0
Antony	RM	12	0	0	0	0	0	0
Claudio Bravo	LB	90	0	0	1	1	0	0
Dario Župarić	CB	90	0	0	1	0	1	0
Miguel Araujo	CB	82	0	0	1	0	0	0
Zac McGraw	CB	8	0	0	1	1	0	0
Juan Mosquera	RB	90	0	0	1	1	0	0
David Bingham	GK	90	0	0	0	0	0	0
16 Players		990	2	2	17	5	4	0

Player	Min	SoTA	GA	Saves	Save%
David Bingham	90	3	3	0	33.3

Vancouver Whitecaps	Pos	Min	Gls	Ast	Sh	SoT	YC	RC
Brian White	FW	90	1	1	2	1	0	0
Ryan Gauld	FW	88	2	1	2	1	0	0
Russell Teibert	FW	2	0	0	0	0	0	0
Sam Adekugbe	LW	61	0	0	0	0	0	0
Ryan Raposo	LB	29	0	0	0	0	0	0
Richie Laryea	RW	88	0	0	0	0	1	0
Pedro Vite	RM	2	0	0	0	0	0	0
Ali Ahmed	CM	90	0	0	1	0	0	0
Alessandro Schöpf	CM	78	0	0	2	0	0	0
Sebastian Berhalter	CM	12	0	0	0	0	0	0
Andrés Cubas	DM	90	0	0	0	0	1	0
Tristan Blackmon	CB	90	0	0	0	0	0	0
Ranko Veselinović	CB	90	0	0	1	0	0	0
Javain Brown	CB	78	0	0	0	0	0	0
Mathias Laborda	RB	12	0	0	0	0	0	0
Yohei Takaoka	GK	90	0	0	0	0	0	0
16 Players		990	3	2	8	2	2	0

Player	Min	SoTA	GA	Saves	Save%
Yohei Takaoka	90	5	2	3	60.0

PORTLAND TIMBERS 2, REAL SALT LAKE 1

August 30, 2023 at Providence Park in Portland, Oregon

Real Salt Lake	0	1	-	1
Portland	1	1	-	2

SCORING

POR - Moreno (Mosquera) 13'
 POR - Mora (Moreno) 64'
 RSL - Arango (Vera) 82'

CAUTIONS

POR - D.Chara 34'
 RSL - Ojeda 45+1'
 RSL - Vera 86'
 POR - Asprilla 90+3'
 POR - Bingham 90+5'

	POR	RSL
Possession	47%	53%
Shots	7	14
Shots on Target	2	5
Saves	4	0
Fouls	13	14
Offsides	1	5
Corner Kicks	3	7

Portland Timbers	Pos	Min	Gls	Ast	Sh	SoT	YC	RC
Franck Boli	FW	56	0	0	1	0	0	0
Felipe Mora	FW	34	1	0	1	1	0	0
Sebastián Blanco	LW	56	0	0	0	0	0	0
Yimmi Chará	LW	34	0	0	0	0	0	0
Santiago Moreno	RW	72	1	1	3	1	0	0
Dairon Asprilla	RW	18	0	0	0	0	1	0
Evander	LM	72	0	0	1	0	0	0
Bryan Acosta	LM	18	0	0	0	0	0	0
Diego Chará	CM	90	0	0	0	0	1	0
Cristhian Paredes	RM	88	0	0	0	0	0	0
Larrys Mabiala	RM	2	0	0	0	0	0	0
Claudio Bravo	LB	90	0	0	1	0	0	0
Dario Župarić	CB	90	0	0	0	0	0	0
Zac McGraw	CB	90	0	0	0	0	0	0
Juan Mosquera	RB	90	0	1	0	0	0	0
David Bingham	GK	90	0	0	0	0	1	0
16 Players		990	2	2	7	2	3	0

Player	Min	SoTA	GA	Saves	Save%
David Bingham	90	5	1	4	80.0

Real Salt Lake	Pos	Min	Gls	Ast	Sh	SoT	YC	RC
Rubio Rubin	FW	76	0	0	1	1	0	0
Damir Kreilach	FW	14	0	0	1	0	0	0
Anderson Julio	FW	57	0	0	3	0	0	0
Cristian Arango	FW	33	1	0	1	1	0	0
Diego Luna	LM	90	0	0	0	0	0	0
Braian Ojeda	CM	90	0	0	2	1	1	0
Nelson Palacio	CM	76	0	0	1	1	0	0
Jasper Löffelsend	CM	14	0	0	0	0	0	0
Emeka Eneli	RB	90	0	0	0	0	0	0
Andrew Brody	LB	90	0	0	0	0	0	0
Brayan Vera	CB	90	0	1	3	0	1	0
Justen Glad	CB	90	0	0	0	0	0	0
Bode Davis	RB	45	0	0	0	0	0	0
Carlos Gómez	RM	45	0	0	2	1	0	0
Zac MacMath	GK	90	0	0	0	0	0	0
15 Players		990	1	1	14	5	2	0

Player	Min	SoTA	GA	Saves	Save%
Zac MacMath	90	2	2	0	0.0

SEATTLE SOUNDERS 2, PORTLAND TIMBERS 2 (DRAW)

September 2, 2023 at Lumen Field in Seattle, Washington

Portland	0	2	-	2
Seattle	2	0	-	2

SCORING

SEA - Ruidiaz (Ragen) 9'
 SEA - Chu (Ruidiaz) 30'
 POR - Asprilla (McGraw) 67'
 POR - Evander (Mosquera) 70'

CAUTIONS

SEA - Chu 30'
 SEA - Chu (2nd Yellow=Red) 53'
 POR - Asprilla 68'
 SEA - Mior 76'
 POR - Blanco 81'
 POR - Zuparic 90+4'

	SEA	POR
Possession	46%	54%
Shots	14	14
Shots on Target	7	4
Saves	2	5
Fouls	12	14
Offsides	2	0
Corner Kicks	5	3

Seattle Sounders	Pos	Min	Gls	Ast	Sh	SoT	YC	RC
Raúl Ruidiáz	FW	57	1	1	3	3	0	0
Nicolás Lodeiro	FW	33	0	0	2	1	0	0
Léo Chú	LW	52	1	0	3	2	2	1
Jordan Morris	RW	90	0	0	1	0	0	0
Albert Rusnák	AM	70	0	0	2	0	0	0
Xavier Arreaga	AM	20	0	0	1	0	0	0
João Paulo Mior	DM	83	0	0	0	0	1	0
Reed Baker-Whiting	DM	7	0	0	0	0	0	0
Obed Vargas	DM	70	0	0	0	0	0	0
Joshua Atencio	DM	20	0	0	0	0	0	0
Nouhou Tolo	LB	90	0	0	0	0	0	0
Jackson Ragen	CB	90	0	1	2	1	0	0
Yeimar Gómez Andrade	CB	90	0	0	0	0	0	0
Alex Roldan	RB	90	0	0	0	0	0	0
Stefan Frei	GK	90	0	0	0	0	0	0
15 Players		952	2	2	14	7	3	1

Player	Min	SoTA	GA	Saves	Save%
Stefan Frei	90	4	2	2	50.0

Portland Timbers	Pos	Min	Gls	Ast	Sh	SoT	YC	RC
Felipe Mora	FW	66	0	0	2	0	0	0
Franck Boli	FW	24	0	0	0	0	0	0
Yimmi Chará	LW	66	0	0	1	0	0	0
Sebastián Blanco	LW	24	0	0	0	0	1	0
Santiago Moreno	RW	81	0	0	1	1	0	0
Antony	RW	9	0	0	0	0	0	0
Evander	LM	90	1	0	5	2	0	0
Diego Chará	CM	90	0	0	0	0	0	0
Cristhian Paredes	RM	66	0	0	3	0	0	0
Dairon Asprilla	RM	24	1	0	2	1	1	0
Eric Miller	LB	90	0	0	0	0	0	0
Dario Župarić	CB	90	0	0	0	0	1	0
Zac McGraw	CB	90	0	1	0	0	0	0
Juan Mosquera	RB	90	0	1	0	0	0	0
David Bingham	GK	90	0	0	0	0	0	0
15 Players		990	2	2	14	4	3	0

Player	Min	SoTA	GA	Saves	Save%
David Bingham	90	7	2	5	71.4

PORTLAND TIMBERS 2, LOS ANGELES FC 0

September 9, 2023 at Providence Park in Portland, Oregon

Los Angeles FC	0	0	-	0
Portland	1	1	-	2

SCORING

POR - Mabiála 28'
 POR - Bravo (Moreno) 53'

CAUTIONS

LAF - Acosta 57'
 POR - Pardes 82'

	POR	LAF
Possession	39%	62%
Shots	10	11
Shots on Target	5	2
Saves	2	3
Fouls	9	12
Offsides	2	1
Corner Kicks		

Portland Timbers	Pos	Min	Gls	Ast	Sh	SoT	YC	RC
Felipe Mora	FW	73	0	0	1	0	0	0
Franck Boli	FW	17	0	0	1	1	0	0
Yimmi Chará	AM	73	0	0	0	0	0	0
Sebastián Blanco	FW	17	0	0	0	0	0	0
Santiago Moreno	AM	66	0	1	1	1	0	0
Dairon Asprilla	FW	24	0	0	0	0	0	0
Evander	AM	90	0	0	2	0	0	0
Diego Chará	DM	90	0	0	0	0	0	0
Cristhian Paredes	DM	83	0	0	1	0	1	0
Antony	FW	7	0	0	0	0	0	0
Claudio Bravo	LB	90	1	0	1	1	0	0
Larrys Mabiála	CB	90	1	0	2	1	0	0
Zac McGraw	CB	90	0	0	1	1	0	0
Eric Miller	RB	90	0	0	0	0	0	0
David Bingham	GK	90	0	0	0	0	0	0
15 Players		990	2	1	10	5	1	0

Player	Min	SoTA	GA	Saves	Save%
David Bingham	90	2	0	2	100.0

Los Angeles FC	Pos	Min	Gls	Ast	Sh	SoT	YC	RC
Mario González	FW	63	0	0	0	0	0	0
Nathan Ordaz	FW	27	0	0	0	0	0	0
Mateusz Bogusz	FW	90	0	0	5	1	0	0
Carlos Vela	FW	90	0	0	2	0	0	0
Kellyn Acosta	CM	63	0	0	1	1	1	0
Filip Krastev	MF	27	0	0	2	0	0	0
Ilie Sánchez	CM	83	0	0	1	0	0	0
Erik Duenas	DF	7	0	0	0	0	0	0
Timothy Tillman	CM	90	0	0	0	0	0	0
Diego Palacios	LB	90	0	0	0	0	0	0
Aaron Long	CB	90	0	0	0	0	0	0
JD Murillo Largacha	CB	90	0	0	0	0	0	0
Sergi Palencia	RB	90	0	0	0	0	0	0
John McCarthy	GK	90	0	0	0	0	0	0
14 Players		990	0	0	11	2	1	0

Player	Min	SoTA	GA	Saves	Save%
John McCarthy	90	5	2	3	60.0

PORTLAND TIMBERS 2, AUSTIN FC 1

September 17, 2023 at Q2 Stadium in Austin, Texas

Portland	1	1	-	2
Austin	0	1	-	1

SCORING

POR - Mora 39'
 POR - Evander (Mora) 65'
 ATX - Driussi 75'

CAUTIONS

ATX - Wolff 57'
 ATX - Cascante 61'
 POR - Antony 90+7'

	ATX	POR
Possession	67%	33%
Shots	16	14
Shots on Target	5	5
Saves	3	4
Fouls	10	13
Offsides	4	0
Corner Kicks	7	5

Austin FC	Pos	Min	Gls	Ast	Sh	SoT	YC	RC
Gyasi Zardes	FW	68	0	0	4	1	0	0
Will Bruin	FW	17	0	0	0	0	0	0
CJ Fodrey	FW	5	0	0	0	0	0	0
Sebastián Driussi	LW	90	1	0	4	4	0	0
Emiliano Rigoni	RW	90	0	0	1	0	0	0
Daniel Pereira	LM	90	0	0	0	0	0	0
Owen Wolff	CM	68	0	0	0	0	1	0
Ethan Finlay	CM	22	0	0	1	0	0	0
Alexander Ring	RM	90	0	0	2	0	0	0
Jon Gallagher	LB	90	0	0	1	0	0	0
Leo Väisänen	CB	90	0	0	3	0	0	0
Julio Cascante	CB	90	0	0	0	0	1	0
Nick Lima	RB	90	0	0	0	0	0	0
Brad Stuver	GK	90	0	0	0	0	0	0
14 Players		990	1	0	16	5	2	0

Player	Min	SoTA	GA	Saves	Save%
Brad Stuver	90	5	2	3	60.0

Portland Timbers	Pos	Min	Gls	Ast	Sh	SoT	YC	RC
Felipe Mora	FW	70	1	1	1	1	0	0
Franck Boli	FW	20	0	0	2	1	0	0
Yimmi Chará	LW	70	0	0	1	0	0	0
Bryan Acosta	LW	20	0	0	0	0	0	0
Dairon Asprilla	RW	90	0	0	2	0	0	0
Santiago Moreno	AM	89	0	0	3	1	0	0
Antony	AM	1	0	0	0	0	1	0
Evander	DM	89	1	0	4	2	0	0
Larrys Mabiála	DM	1	0	0	0	0	0	0
Cristhian Paredes	DM	90	0	0	1	0	0	0
Claudio Bravo	LB	90	0	0	0	0	0	0
Dario Župarić	CB	90	0	0	0	0	0	0
Zac McGraw	CB	90	0	0	0	0	0	0
Eric Miller	RB	79	0	0	0	0	0	0
Juan Mosquera	RB	11	0	0	0	0	0	0
David Bingham	GK	90	0	0	0	0	0	0
16 Players		990	2	1	14	5	1	0

Player	Min	SoTA	GA	Saves	Save%
David Bingham	90	5	1	4	80.0

PORTLAND TIMBERS 2, SAN JOSE EARTHQUAKES 1

September 20, 2023 at Providence Park in Portland, Oregon

San Jose	0	1	-	1
Portland	1	1	-	2

SCORING

POR - Paredes (Acosta) 45+3'
 POR - Evander 58'
 SJ - Hoppe 60'

CAUTIONS

SJ - Marie 32'
 SJ - Gruezo 35'
 POR - Parades 41'
 SJ - Espinoza 90+2'
 POR - Bingham 90+9'

	POR	SJ
Possession	46%	54%
Shots	19	6
Shots on Target	6	2
Saves	1	4
Fouls	12	9
Offsides	0	2
Corner Kicks	6	5

Portland Timbers	Pos	Min	Gls	Ast	Sh	SoT	YC	RC
Franck Boli	FW	63	0	0	1	0	0	0
Felipe Mora	FW	27	0	0	2	0	0	0
Sebastián Blanco	LW	63	0	0	1	0	0	0
Antony	LW	27	0	0	0	0	0	0
Santiago Moreno	RW	77	0	0	1	0	0	0
Dairon Asprilla	RW	13	0	0	0	0	0	0
Evander	AM	63	1	0	3	3	0	0
Yimmi Chará	AM	27	0	0	0	0	0	0
Bryan Acosta	DM	90	0	1	1	0	0	0
Cristhian Paredes	DM	90	1	0	4	2	1	0
Claudio Bravo	LB	90	0	0	3	1	0	0
Dario Župarić	CB	90	0	0	1	0	0	0
Zac McGraw	CB	90	0	0	1	0	0	0
Juan Mosquera	RB	90	0	0	1	0	0	0
David Bingham	GK	90	0	0	0	0	1	0
15 Players		990	2	1	19	6	2	0

Player	Min	SoTA	GA	Saves	Save%
David Bingham	90	2	1	1	50.0

San Jose Earthquakes	Pos	Min	Gls	Ast	Sh	SoT	YC	RC
Jeremy Ebobisse	FW	90	0	0	2	0	0	0
Matthew Hoppe	LW	90	1	0	1	1	0	0
Cristian Espinoza	RW	90	0	0	2	1	1	0
Jamiro Monteiro	LM	58	0	0	0	0	0	0
Cade Cowell	LW	32	0	0	0	0	0	0
Jackson Yueill	CM	90	0	0	0	0	0	0
Carlos Gruezo	RM	58	0	0	0	0	1	0
Niko Tsakiris	DM	32	0	0	0	0	0	0
Paul Marie	LB	85	0	0	0	0	1	0
Ayo Akinola	FW	5	0	0	0	0	0	0
Tanner Beason	CB	90	0	0	1	0	0	0
Rodrigues	CB	61	0	0	0	0	0	0
Jonathan Mensah	CB	29	0	0	0	0	0	0
Carlos Akapo	RB	58	0	0	0	0	0	0
Miguel Trauco	LB	32	0	0	0	0	0	0
Daniel	GK	90	0	0	0	0	0	0
16 Players		990	1	0	6	2	3	0

Player	Min	SoTA	GA	Saves	Save%
Daniel	90	6	2	4	66.7

PORTLAND TIMBERS 3, COLORADO RAPIDS 2

September 23, 2023 at Providence Park in Portland, Oregon

Colorado	2	0	-	2
Portland	2	1	-	3

SCORING

POR - Antony (Asprilla) 19'
 POR - Moreno (Caliskan) 30'
 COL - Rubio (Bassett) 31'
 COL - Gutman (Harris) 43'
 POR - Mora (Asprilla) 71'

CAUTIONS

POR - Caliskan 24'
 POR - Mora 40'
 COL - Leyva 45+3'
 POR - Bravo 48'
 POR - Zuparic 64'
 COL - Rubio 70'
 COL - Diaz 9'
 POR - Boli 90+6'

	POR	COL
Possession	62%	38%
Shots	18	7
Shots on Target	7	4
Saves	2	4
Fouls	14	8
Offsides	1	2
Corner Kicks	6	2

Portland Timbers	Pos	Min	Gls	Ast	Sh	SoT	YC	RC
Felipe Mora	FW	89	1	0	6	2	1	0
Franck Boli	FW	1	0	0	1	1	1	0
Dairon Asprilla	LW	90	0	2	3	0	0	0
Antony	RW	74	1	0	2	1	0	0
Sebastián Blanco	RW	16	0	0	0	0	0	0
Santiago Moreno	AM	89	1	0	1	1	0	0
Miguel Araujo	AM	1	0	0	0	0	0	0
Bryan Acosta	DM	90	0	0	1	0	0	0
Noel Caliskan	DM	75	0	1	1	0	1	0
Larrys Mabiala	DM	15	0	0	0	0	0	0
Claudio Bravo	LB	83	0	0	0	0	1	0
Eric Miller	LB	7	0	0	0	0	0	0
Dario Župarić	CB	90	0	0	0	0	1	0
Zac McGraw	CB	90	0	0	2	1	0	0
Juan Mosquera	RB	90	0	0	1	1	0	0
David Bingham	GK	90	0	0	0	0	0	0
16 Players		990	3	3	18	7	5	0

Player	Min	SoTA	GA	Saves	Save%
David Bingham	90	4	2	2	50.0

Colorado Rapids	Pos	Min	Gls	Ast	Sh	SoT	YC	RC
Diego Rubio	FW	76	1	0	1	1	1	0
Kevin Cabral	FW	14	0	0	0	0	0	0
Calvin Harris	LW	72	0	1	2	2	0	0
Jonathan Lewis	LW	18	0	0	0	0	0	0
Braian Galván	RW	72	0	0	0	0	0	0
Luis Díaz	RW	18	0	0	0	0	1	0
Cole Bassett	AM	90	0	1	0	0	0	0
Ralph Priso-Mbongue	DM	57	0	0	0	0	0	0
Connor Ronan	DM	33	0	0	1	0	0	0
Danny Leyva	DM	90	0	0	0	0	1	0
Andrew Gutman	LB	45	1	0	2	1	0	0
Keegan Rosenberry	LB	45	0	0	1	0	0	0
Danny Wilson	CB	90	0	0	0	0	0	0
Andreas Maxsø	CB	90	0	0	0	0	0	0
Lalas Abubakar	RB	90	0	0	0	0	0	0
Marko Ilić	GK	90	0	0	0	0	0	0
16 Players		990	2	2	7	4	3	0

Player	Min	SoTA	GA	Saves	Save%
Marko Ilić	90	7	3	4	57.1

LOS ANGELES GALAXY 3, PORTLAND TIMBERS 3 (DRAW)

September 30, 2023 at Dignity Health Sports Park in Carson, California

Portland	2	1	-	3
LA Galaxy	3	0	-	3

SCORING

POR - Moreno (Asprilla) 5'
 LAG - Zavaleta (Costa) 10'
 POR - Own Goal (Zavaleta) 38'
 LAG - Costa (Edwards) 43'
 LAG - Zavaleta (Costa) 45+1'
 POR - Mora 76'

CAUTIONS

LAG - Delgado 13'
 LAG - Yoshida 54'
 POR - Moreno 62'

	LAG	POR
Possession	52%	48%
Shots	10	12
Shots on Target	5	4
Saves	2	2
Fouls	14	15
Offsides	4	1
Corner Kicks	4	6

LA Galaxy	Pos	Min	Gls	Ast	Sh	SoT	YC	RC
Billy Sharp	FW	66	0	0	1	0	0	0
Dejan Joveljić	FW	24	0	0	0	0	0	0
Tyler Boyd	LW	82	0	0	2	2	0	0
Michael Barrios	LW	8	0	0	0	0	0	0
Douglas Costa	RW	57	1	2	2	1	0	0
Diego Fagúndez	RW	33	0	0	0	0	0	0
Marky Delgado	LM	66	0	0	0	0	1	0
Daniel Aguirre	LM	24	0	0	0	0	0	0
Oriol Rosell	CM	90	0	0	0	0	0	0
Edwin Cerrillo	RM	82	0	0	0	0	0	0
Kelvin Leerdam	RM	8	0	0	0	0	0	0
Raheem Edwards	LB	90	0	1	0	0	0	0
Maya Yoshida	CB	90	0	0	3	0	1	0
Eriq Zavaleta	CB	90	2	0	2	2	0	0
Mauricio Cuevas	RB	90	0	0	0	0	0	0
Jonathan Bond	GK	90	0	0	0	0	0	0
16 Players		990	3	3	10	5	2	0

Player	Min	SoTA	GA	Saves	Save%
Jonathan Bond	90	4	3	2	25.0

Portland Timbers	Pos	Min	Gls	Ast	Sh	SoT	YC	RC
Felipe Mora	FW	89	1	0	3	2	0	0
Larrys Mabiala	CB	1	0	0	1	0	0	0
Antony	LW	70	0	0	0	0	0	0
Sebastián Blanco	LW	20	0	0	1	0	0	0
Dairon Asprilla	RW	70	0	1	1	0	0	0
Franck Boli	RW	20	0	0	2	0	0	0
Santiago Moreno	RM	90	1	0	1	1	1	0
Bryan Acosta	CM	90	0	0	0	0	0	0
Cristhian Paredes	RM	35	0	0	0	0	0	0
Noel Caliskan	LM	55	0	0	0	0	0	0
Claudio Bravo	LB	89	0	0	1	0	0	0
Eric Miller	LM	1	0	0	0	0	0	0
Dario Župarić	CB	90	0	0	0	0	0	0
Zac McGraw	CB	90	0	0	2	1	0	0
Juan Mosquera	RB	90	0	0	0	0	0	0
David Bingham	GK	90	0	0	0	0	0	0
16 Players		990	2	1	12	4	1	0

Player	Min	SoTA	GA	Saves	Save%
David Bingham	90	5	3	2	40.0

CF MONTREAL 4, PORTLAND TIMBERS 1

October 7, 2023 at Stade Saputo in Montreal, Quebec

Portland	0	1	-	1
Montreal	2	2	-	4

SCORING

MTL - Ibrahim (Opoku) 28'
 MTL - Opoku (Ibrahim) 35'
 MTL - Choiniere (Quioto) 64'
 MTL - Toye 76'
 POR - Boli (Y Chara) 86'

CAUTIONS

POR - Acosta 53'

	MTL	POR
Possession	43%	57%
Shots	15	16
Shots on Target	8	4
Saves	3	4
Fouls	11	12
Offsides	3	4
Corner Kicks	4	4

CF Montréal	Pos	Min	Gls	Ast	Sh	SoT	YC	RC
Kwadwo Opoku	FW	67	1	1	2	1	0	0
Lassi Lappalainen	FW	23	0	0	1	0	0	0
Romell Quioto	LW	68	0	1	2	1	0	0
Z Brault-Guillard	LW	22	0	0	0	0	0	0
Sunusi Ibrahim	RW	68	1	1	3	1	0	0
Mason Toye	RW	22	1	0	1	1	0	0
Ariel Lassiter	LM	79	0	0	2	2	0	0
Bryce Duke	LM	11	0	0	2	1	0	0
Samuel Piette	CM	90	0	0	0	0	0	0
Nathan-Dylan Saliba	CM	79	0	0	0	0	0	0
Victor Wanyama	CM	11	0	0	0	0	0	0
Mathieu Choiniere	RM	90	1	0	1	1	0	0
Gabriele Corbo	CB	90	0	0	1	0	0	0
Joel Waterman	CB	90	0	0	0	0	0	0
George Campbell	CB	90	0	0	0	0	0	0
Jonathan Sirois	GK	90	0	0	0	0	0	0
16 Players		990	4	3	15	8	0	0

Player	Min	SoTA	GA	Saves	Save%
Jonathan Sirois	90	4	1	3	75.0

Portland Timbers	Pos	Min	Gls	Ast	Sh	SoT	YC	RC
Felipe Mora	FW	90	0	0	2	2	0	0
Antony	LW	45	0	0	2	1	0	0
Franck Boli	FW	45	1	0	3	1	0	0
Dairon Asprilla	RW	68	0	0	2	0	0	0
Yimmi Chará	LM	22	0	1	0	0	0	0
Evander	LM	45	0	0	0	0	0	0
Diego Chará	CM	45	0	0	0	0	0	0
Bryan Acosta	CM	60	0	0	0	0	1	0
Sebastián Blanco	CM	30	0	0	0	0	0	0
Santiago Moreno	RM	90	0	0	1	0	0	0
Claudio Bravo	LB	61	0	0	1	0	0	0
Eric Miller	LB	29	0	0	1	0	0	0
Larrys Mabiala	CB	90	0	0	1	0	0	0
Dario Župarić	CB	90	0	0	1	0	0	0
Juan Mosquera	RB	90	0	0	2	0	0	0
David Bingham	GK	90	0	0	0	0	0	0
16 Players		990	1	1	16	4	1	0

Player	Min	SoTA	GA	Saves	Save%
David Bingham	90	8	4	4	50.0

HOUSTON DYNAMO 3, PORTLAND TIMBERS 1

October 21, 2023 at Providence Park in Portland, Oregon

Houston	1	2	-	3
Portland	0	1	-	1

SCORING

HOU - Dorsey (Herrera) 11'
 HOU - Carrasquilla 48'
 HOU - Dorsey (Carrasquilla) 71'
 POR - Mora (Evander) 80'

CAUTIONS

HOU - Micael 40'
 HOU - Escobar 42'
 HOU - Carrasquilla 45+4'
 POR - D Chara 66'
 HOU - Herrera 67'
 POR - McGraw 74'

	POR	HOU
Possession	46%	54%
Shots	15	7
Shots on Target	6	6
Saves	3	5
Fouls	11	12
Offsides	0	4
Corner Kicks	11	3

Portland Timbers	Pos	Min	Gls	Ast	Sh	SoT	YC	RC
Felipe Mora	FW	90	1	0	3	1	0	0
Yimmi Chará	LW	58	0	0	1	0	0	0
Dairon Asprilla	RW	32	0	0	0	0	0	0
Santiago Moreno	RW	90	0	0	3	2	0	0
Evander	LM	90	0	1	3	2	0	0
Diego Chará	CM	90	0	0	0	0	1	0
Cristhian Paredes	RM	58	0	0	1	0	0	0
Sebastián Blanco	LW	32	0	0	1	0	0	0
Claudio Bravo	LB	81	0	0	1	1	0	0
Antony	LB	9	0	0	0	0	0	0
Dario Župarić	CB	90	0	0	0	0	0	0
Zac McGraw	CB	90	0	0	1	0	1	0
Juan David Mosquera	RB	71	0	0	0	0	0	0
Franck Boli	RB	19	0	0	1	0	0	0
David Bingham	GK	90	0	0	0	0	0	0
15 Players		990	1	1	15	6	2	0

Player	Min	SoTA	GA	Saves	Save%
David Bingham	90	6	3	3	50

Houston Dynamo	Pos	Min	Gls	Ast	Sh	SoT	YC	RC
Corey Baird	FW	69	0	0	0	0	0	0
Aliyu Ibrahim	FW	21	0	0	0	0	0	0
Nelson Quiñones	LW	83	0	0	2	2	0	0
Brad Smith	LW	7	0	0	1	1	0	0
Adalberto Carrasquilla	RW	89	1	1	1	1	1	0
Daniel Steres	RW	1	0	0	0	0	0	0
Amine Bassi	AM	83	0	0	1	0	0	0
Luís Caicedo	AM	7	0	0	0	0	0	0
Héctor Herrera	DM	90	0	1	0	0	1	0
Artur	DM	90	0	0	0	0	0	0
Franco Escobar	LB	90	0	0	0	0	1	0
Micael	CB	90	0	0	0	0	1	0
Erik Sviatchenko	CB	90	0	0	0	0	0	0
Griffin Dorsey	RB	90	2	0	2	2	0	0
Steve Clark	GK	90	0	0	0	0	0	0
15 Players		990	3	2	7	6	4	0

Player	Min	SoTA	GA	Saves	Save%
Steve Clark	90	6	1	5	83.3