

2015 PORTLAND TIMBERS

MLS CUP CHAMPIONS

MLS Standings

MLS All-Star Game

MLS Playoffs

Team Statistics

MLS Awards

MLS League Leaders

US Open Cup

CONCACAF Champions League

Roster

Splits

Game Logs

Scoring Log

Minutes Log

Cautions Log

Position Chart

All Competitions Player Statistics

US Open Cup Player Statistics

MLS Regular Season Player Statistics

MLS Cup Playoff Player Statistics

Box scores

TIMBERS PAST DECADE

| Year | Head Coach | GP | W - D - L | Pts | Pts% | PPG | Finish (ovl) | Playoffs | USOC | Other |
|-----------------------|-------------------|-----|--------------|-----|------|------|---------------------------|-----------|------|--------|
| USL | | | | | | | | | | |
| 2006 | Chris Agnello | 28 | 7 - 6 - 15 | 27 | .321 | 0.96 | 11 th USL | - | R3 | - |
| 2007 | Gavin Wilkinson | 28 | 14 - 9 - 5 | 51 | .607 | 1.82 | 2 nd USL | Lost SF | R2 | - |
| 2008 | Gavin Wilkinson | 30 | 7 - 10 - 13 | 31 | .344 | 1.03 | 11 th USL | - | R1 | - |
| 2009 | Gavin Wilkinson | 30 | 16 - 10 - 4 | 58 | .644 | 1.93 | 1 st USL | Lost SF | R3 | - |
| 2010 | Gavin Wilkinson | 30 | 13 - 10 - 7 | 46 | .511 | 1.53 | 3 rd USL | Lost QF | R3 | - |
| MLS | | | | | | | | | | |
| 2011 | John Spencer | 34 | 11 - 9 - 14 | 42 | .412 | 1.24 | 6 th West (12) | - | QR2 | - |
| 2012 | Spencer/Wilkinson | 34 | 8 - 10 - 16 | 34 | .333 | 1.00 | 8 th West (17) | - | R3 | - |
| 2013 | Caleb Porter | 34 | 14 - 15 - 5 | 57 | .559 | 1.68 | 1 st West (3) | Lost WCF | SF | - |
| 2014 | Caleb Porter | 34 | 12 - 13 - 9 | 49 | .480 | 1.44 | 6 th West (11) | - | R4 | GS-CCL |
| 2015 | Caleb Porter | 34 | 15 - 8 - 11 | 53 | .520 | 1.56 | 3 rd West (5) | Won Champ | R5 | - |
| MLS History (5 years) | | 170 | 60 - 55 - 55 | 235 | .461 | 1.38 | - | (1 champ) | - | - |

2015 MAJOR LEAGUE SOCCER STANDINGS

EASTERN CONFERENCE

| Rk | Team | W | D | L | PTS | GF | GA | GD | HOME | ROAD | LEADING SCORER |
|----|------------------------|----|---|----|-----|----|----|-----|--------|--------|------------------------------|
| 1 | New York Red Bulls | 18 | 6 | 10 | 60 | 62 | 43 | +19 | 12-2-3 | 6-4-7 | 17 - Bradley Wright-Phillips |
| 2 | Columbus Crew | 15 | 8 | 11 | 53 | 58 | 53 | +5 | 9-4-4 | 6-4-7 | 22 - Kei Kamara |
| 3 | Montreal Impact | 15 | 6 | 13 | 51 | 48 | 44 | +4 | 11-2-4 | 4-4-9 | 11 - Didier Drogba |
| 4 | DC United | 15 | 6 | 13 | 51 | 43 | 45 | -2 | 11-3-3 | 4-3-10 | 10 - Chris Rolfe |
| 5 | New England Revolution | 14 | 8 | 12 | 50 | 48 | 47 | +1 | 9-6-2 | 5-2-10 | 10 - Charlie Davies |
| 6 | Toronto FC | 15 | 4 | 15 | 49 | 58 | 58 | 0 | 11-1-5 | 4-3-10 | 22 - Sebastian Giovinco |
| 7 | Orlando City | 12 | 8 | 14 | 44 | 46 | 56 | -10 | 7-5-5 | 5-3-9 | 17 - Cyle Larin |
| 8 | New York City FC | 10 | 7 | 17 | 37 | 49 | 58 | -9 | 6-4-7 | 4-3-10 | 18 - David Villa |
| 9 | Philadelphia Union | 10 | 7 | 17 | 37 | 42 | 55 | -13 | 7-3-7 | 3-4-10 | 9 - C.J. Sapong |
| 10 | Chicago Fire | 8 | 6 | 20 | 30 | 43 | 58 | -15 | 8-1-8 | 0-5-12 | 10 - David Accam |

WESTERN CONFERENCE

| Rk | Team | W | D | L | PTS | GF | GA | GD | HOME | ROAD | LEADING SCORER |
|----|----------------------|----|----|----|-----|----|----|-----|--------|--------|------------------------|
| 1 | FC Dallas | 18 | 6 | 10 | 60 | 52 | 39 | +13 | 13-2-2 | 5-4-8 | 9 - Fabian Castillo |
| 2 | Vancouver Whitecaps | 16 | 5 | 13 | 53 | 45 | 36 | +9 | 9-2-6 | 7-3-7 | 10 - Octavio Rivero |
| 3 | Portland Timbers | 15 | 8 | 11 | 53 | 41 | 39 | +2 | 8-6-3 | 7-2-8 | 16 - Fanendo Adi |
| 4 | Seattle Sounders | 15 | 6 | 13 | 51 | 44 | 36 | +8 | 11-2-4 | 4-4-9 | 15 - Obafemi Martins |
| 5 | Los Angeles Galaxy | 14 | 9 | 11 | 51 | 56 | 46 | +10 | 12-3-2 | 2-6-9 | 20 - Robbie Keane |
| 6 | Sporting Kansas City | 14 | 9 | 11 | 51 | 48 | 45 | +3 | 10-5-2 | 4-4-9 | 12 - Dom Dwyer |
| 7 | San Jose Earthquakes | 13 | 8 | 13 | 47 | 41 | 39 | +2 | 8-6-3 | 5-2-10 | 16 - Chris Wondolowski |
| 8 | Houston Dynamo | 11 | 9 | 14 | 42 | 42 | 49 | -7 | 9-4-4 | 2-5-10 | 11 - Will Bruin |
| 9 | Real Salt Lake | 11 | 8 | 15 | 41 | 38 | 48 | -10 | 7-6-4 | 4-2-11 | 8 - Javier Morales |
| 10 | Colorado Rapids | 9 | 10 | 15 | 37 | 33 | 43 | -10 | 5-5-7 | 4-5-8 | 5 - Kevin Doyle |

Conference Semifinals

Knockout Round

SINGLE TABLE STANDINGS

| | | | | |
|----|------------------------|-------------|----|----------------|
| 1 | New York Red Bulls | 18 - 6 - 10 | 60 | MLS Shld + CCL |
| 2 | FC Dallas | 18 - 6 - 10 | 60 | CONCACAF CL |
| 3 | Vancouver Whitecaps | 16 - 5 - 13 | 53 | CONCACAF CL |
| 4 | Columbus Crew | 15 - 8 - 11 | 53 | MLS Playoffs |
| 5 | Portland Timbers | 15 - 8 - 11 | 53 | MLS Cup + CCL |
| 6 | Seattle Sounders | 15 - 6 - 13 | 51 | MLS Playoffs |
| 7 | Montreal Impact | 15 - 6 - 13 | 51 | MLS Playoffs |
| 8 | DC United | 15 - 6 - 13 | 51 | MLS Playoffs |
| 9 | Los Angeles Galaxy | 14 - 9 - 11 | 51 | MLS Playoffs |
| 10 | Sporting Kansas City | 14 - 9 - 11 | 51 | CONCACAF CL |
| 11 | New England Revolution | 14 - 8 - 12 | 50 | MLS Playoffs |
| 12 | Toronto FC | 15 - 4 - 15 | 49 | MLS Playoffs |
| 13 | San Jose Earthquakes | 13 - 8 - 13 | 47 | |
| 14 | Orlando City | 12 - 8 - 14 | 44 | |
| 15 | Houston Dynamo | 11 - 9 - 14 | 42 | |
| 16 | Real Salt Lake | 11 - 8 - 15 | 41 | |
| 17 | New York City FC | 10 - 7 - 17 | 37 | |
| 18 | Philadelphia Union | 10 - 7 - 17 | 37 | |
| 19 | Colorado Rapids | 9 - 10 - 15 | 37 | |
| 20 | Chicago Fire | 8 - 6 - 20 | 30 | |

2015 MLS ALL-STAR GAME

MLS ALL-STARS 2, TOTTENHAM HOTSPUR 1

July 29, 2015 at Dick's Sporting Goods Park in Commerce City, Colorado

| | | | | |
|---------------|---|---|---|---|
| Tottenham | 1 | 0 | - | 1 |
| MLS All-Stars | 2 | 0 | - | 2 |

SCORING

MLS - Kaka (PK) 20'
 MLS - Villa (Kaka/Dempsey) 23'
 TOT - Kane 37'

CAUTIONS

TOT - Dier 36'

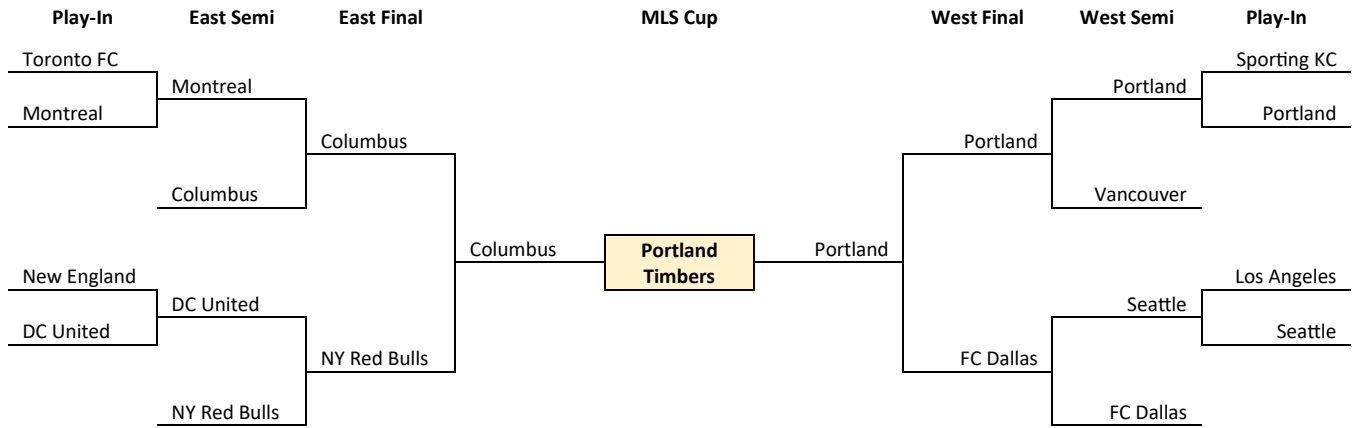
MLS All-Stars: FW David Villa (Sebastian Giovinco 45; Jozy Altidore 77), FW Clint Dempsey (Kei Kamara 45), MF Dax McCarty (Benny Feilhaber 45), MF Graham Zusi (Ethan Finlay 45), MF Kaká (Juninho 45), MF Gyasi Zardes (Fabian Castillo 45), DF Tony Beltran (Drew Moor 45), DF Omar Gonzalez (Chad Marshall 45), DF Matt Besler (Laurent Ciman 45), DF DaMarcus Beasley (Waylon Francis 45), GK Nick Rimando (David Ousted 45).

Tottenham Hotspur: FW Harry Kane (Shaq Coulthirst 64), MF Nabil Bentaleb (Kieran Trippier 45), MF Eric Dier (DeAndre Yedlin 64), MF Nacer Chadli (Federico Fazio 64), MF Christian Eriksen (Dele Alli 45), MF Mousa Dembélé (Harry Winks 64), DF Ben Davies (Danny Rose 63), DF Jan Vertonghen (Kevin Wimmer 45), DF Toby Alderweireld (Josh Onomah 64), DF Kyle Walker (Tom Carroll 45), GK Michel Vorm (Luke McGee 64).

Possession: MLS 38%; Tottenham 62%. **Shots:** MLS 8; Tottenham 14. **Shots on Target:** MLS 3; Tottenham 6. **Saves:** MLS 5; Tottenham 1. **Fouls:** MLS 5; Tottenham 11. **Offsides:** MLS 1; Tottenham 3. **Corner Kicks:** MLS 8; Tottenham 7.

Attendance: 18,671

2015 MLS CUP PLAYOFFS



EASTERN CONFERENCE

KNOCKOUT ROUND

10/28 - DC UNITED 2, New England 1
10/29 - MONTREAL 3, Toronto 0

EAST SEMIFINALS

NY Red Bulls def DC United 2-0
11/1 - NY Red Bulls 1, DC UNITED 0
11/8 - NY RED BULLS 1, DC United 0

Columbus def Montreal 4-3

11/1 - MONTREAL 2, Columbus 1
11/8 - COLUMBUS 3, Montreal 1 (AET)

EAST FINAL

Columbus def NY Red Bulls 2-1
11/22 - COLUMBUS 2, NY Red Bulls 0
11/29 - NY RED BULLS 1, Columbus 0

WESTERN CONFERENCE

KNOCKOUT ROUND

10/28 - SEATTLE 3, Los Angeles 2
10/29 - PORTLAND 2, Sporting KC (PK 7-6)

WEST SEMIFINALS

Portland def Vancouver 2-0
11/1 - PORTLAND 0, Vancouver 0 (DRAW)
11/8 - Portland 2, VANCOUVER 0

FC Dallas def Seattle 3-3 (PK 4-2)

11/1 - SEATTLE 2, FC Dallas 1
11/8 - FC DALLAS 2, Seattle 1 (PK 4-2)

WEST FINAL

Portland def FC Dallas 5-3
11/22 - PORTLAND 3, FC Dallas 1
11/29 - FC DALLAS 2, Portland 2 (DRAW)

MLS CUP

December 6, 2015
at MAPFRE Stadium in Columbus, Ohio

Portland Timbers 2, Columbus Crew 1

CUP MVP: Diego Valeri, Portland

MLS TEAM STATISTICS

| Team | #PI | Age | Poss% | Gls | Ast | PKs | YC | RC | Sh | SOT | Sh% | OG | GOALKEEPING | | | | | | |
|------------------------|-----|------|-------|-----|-----|------|----|----|-----|-----|------|----|-------------|----|------|-----|-----|------|----|
| | | | | | | | | | | | | | #PI | GA | GAA | SOT | Sv | Sv% | CS |
| Chicago Fire | 30 | 27.4 | % | 43 | 37 | 7-8 | 67 | 3 | 467 | 164 | .092 | - | 3 | 58 | 1.71 | 179 | 121 | .676 | 5 |
| Colorado Rapids | 30 | 27.4 | % | 33 | 31 | 2-1 | 74 | 3 | 417 | 127 | .079 | - | 2 | 43 | 1.26 | 136 | 93 | .684 | 9 |
| Columbus Crew | 25 | 27.3 | % | 57 | 53 | 1-2 | 56 | 3 | 464 | 180 | .123 | - | 1 | 53 | 1.56 | 168 | 115 | .685 | 6 |
| D.C. United | 25 | 27.6 | % | 42 | 31 | 4-5 | 51 | 1 | 373 | 136 | .113 | - | 3 | 45 | 1.32 | 191 | 146 | .764 | 8 |
| FC Dallas | 24 | 25.5 | % | 51 | 38 | 4-4 | 52 | 4 | 399 | 148 | .128 | - | 3 | 39 | 1.15 | 122 | 83 | .680 | 13 |
| Houston Dynamo | 26 | 27.6 | % | 42 | 28 | 2-4 | 58 | 4 | 376 | 123 | .112 | - | 2 | 49 | 1.44 | 149 | 100 | .671 | 7 |
| Los Angeles Galaxy | 29 | 28.3 | % | 56 | 56 | 5-6 | 54 | 2 | 406 | 153 | .138 | - | 3 | 46 | 1.35 | 147 | 101 | .687 | 8 |
| Montreal Impact | 30 | 27.2 | % | 48 | 27 | 5-6 | 77 | 9 | 434 | 169 | .111 | - | 2 | 44 | 1.29 | 153 | 109 | .712 | 9 |
| New England Revolution | 21 | 26.5 | % | 47 | 40 | 3-3 | 58 | 5 | 388 | 158 | .121 | - | 2 | 47 | 1.38 | 140 | 93 | .664 | 9 |
| New York Red Bulls | 24 | 27.2 | % | 62 | 52 | 7-11 | 75 | 5 | 446 | 160 | .139 | - | 1 | 43 | 1.26 | 131 | 88 | .672 | 9 |
| New York City FC | 30 | 28.6 | % | 48 | 36 | 8-9 | 62 | 3 | 476 | 179 | .101 | - | 2 | 58 | 1.71 | 194 | 136 | .701 | 4 |
| Orlando City | 30 | 26.3 | % | 41 | 33 | 4-5 | 72 | 10 | 381 | 125 | .108 | - | 3 | 56 | 1.65 | 156 | 100 | .641 | 7 |
| Philadelphia Union | 28 | 26.4 | % | 40 | 33 | 1-2 | 54 | 5 | 381 | 149 | .105 | - | 4 | 55 | 1.62 | 145 | 90 | .621 | 10 |
| Portland Timbers | 23 | 27.1 | % | 41 | 33 | 4-5 | 49 | 3 | 486 | 166 | .084 | - | 2 | 39 | 1.15 | 127 | 88 | .693 | 13 |
| Real Salt Lake | 27 | 27.5 | % | 37 | 26 | 4-6 | 72 | 9 | 373 | 144 | .099 | - | 2 | 48 | 1.41 | 157 | 109 | .694 | 9 |
| San Jose Earthquakes | 26 | 27.8 | % | 41 | 26 | 6-6 | 59 | 7 | 404 | 129 | .101 | - | 1 | 39 | 1.15 | 147 | 108 | .735 | 12 |
| Seattle Sounders | 29 | 29 | % | 44 | 33 | 2-3 | 53 | 1 | 331 | 144 | .133 | - | 2 | 36 | 1.06 | 159 | 123 | .774 | 11 |
| Sporting KC | 28 | 26.6 | % | 47 | 43 | 5-6 | 67 | 3 | 405 | 142 | .116 | - | 3 | 45 | 1.32 | 154 | 109 | .708 | 11 |
| Toronto FC | 27 | 26.9 | % | 57 | 47 | 6-7 | 58 | 4 | 468 | 169 | .122 | - | 2 | 58 | 1.71 | 164 | 106 | .646 | 5 |
| Vancouver Whitecaps | 26 | 26 | % | 45 | 30 | 5-5 | 74 | 5 | 440 | 172 | .102 | - | 1 | 36 | 1.06 | 137 | 101 | .737 | 13 |

LEAGUE LEADERS

| | | | |
|------------------------|------|--------------------|------------------|
| MINUTES | 3060 | Four Players | |
| GOALS | 22 | Sebastian Giovinco | Toronto FC |
| | 22 | Kei Kamara | Columbus |
| ASSISTS | 14 | Cristian Maidana | Philadelphia |
| GOALS+ASSISTS | 35 | Sebastian Giovinco | Toronto FC |
| SHOTS | 0 | | |
| SHOTS ON TARGET | 73 | Sebastian Giovinco | Toronto FC |
| YELLOW CARDS | 13 | Marco Donadel | Montreal |
| RED CARDS | 3 | Jamison Olave | Real Salt Lake |
| | 3 | Laurent Ciman | Montreal |
| CLEAN SHEETS | 13 | Adam Kwarasey | Portland |
| | 13 | David Ousted | Vancouver |
| SAVES | 131 | Josh Saunders | New York City FC |
| GOAL AGST AVG | 0.75 | Frank Lampard | New York City FC |
| | 0.75 | Boniek Garcia | Houston |
| SAVE PCT | .782 | Bill Hamid | DC United |

MLS NOTABLES

| | |
|-----------------------------|---|
| Matches Played | 340 |
| Goals Scored | 937 (2.76 per match) |
| Biggest Home Win | Los Angeles 5, Portland 0 (6/24) Toronto FC 5, Orlando City 0 (8/22) Columbus 5, DC United 0 (8/22) |
| Biggest Road Win | San Jose 5, Sporting KC 0 (8/19) |
| Highest Scoring | DC United 6, Real Salt Lake 4 (8/1) |
| Longest Winning Run | 6 (New England 8/1-9/16) |
| Longest Unbeaten Run | 9 (New England 3/21-5/16) 9 (Portland 10/14-12/6) |
| Longest Winless Run | 11 (New York City FC 3/21-5/30) |
| Longest Losing Run | 5 (New England 6/21-7/11) 5 (Seattle 7/11-8/9) 5 Chicago 9/5-9/26) |
| Highest Attendance | 64,358 (Portland @ Seattle) |
| Average Attendance | 21,574 |

MLS AWARDS

| | | |
|--------------------------------------|--------------------|--------------|
| MOST VALUABLE PLAYER | Sebastian Giovinco | Toronto FC |
| DEFENDER OF THE YEAR | Laurent Ciman | Montreal |
| GOALKEEPER OF THE YEAR | Luis Robles | NY Red Bulls |
| COACH OF THE YEAR | Jesse Marsch | NY Red Bulls |
| ROOKIE OF THE YEAR | Cyle Larin | Orlando City |
| NEWCOMER OF THE YEAR | Sebastian Giovinco | Toronto FC |
| COMEBACK PLAYER OF THE YEAR | Tim Melia | Sporting KC |
| GOLDEN BOOT | | |
| REFEREE OF THE YEAR | Alan Kelly | |
| ASSISTANT REFEREE OF THE YEAR | Corey Parker | |
| | Frank Anderson | |
| GOAL OF THE YEAR | Krisztián Németh | Sporting KC |
| SAVE OF THE YEAR | Adam Kwarasey | Portland |

MLS BEST XI

| | | |
|------------|--------------------|--------------|
| Forward | Sebastian Giovinco | Toronto FC |
| Forward | Kei Kamara | Columbus |
| Forward | Robbie Keane | Los Angeles |
| Midfielder | Fabián Castillo | Dallas |
| Midfielder | Benny Feilhaber | Sporting KC |
| Midfielder | Ethan Finlay | Columbus |
| Midfielder | Dax McCarty | Red Bulls |
| Defender | Laurent Ciman | Montreal |
| Defender | Matt Hedges | Dallas |
| Defender | Kendall Waston | Vancouver |
| Goalkeeper | Luis Robles | NY Red Bulls |

MLS LEAGUE LEADERS

MINUTES

| | |
|-----------------------------------|------|
| 1. Luis Robles, NY Red Bulls | 3060 |
| David Ousted, Vancouver | 3060 |
| David Bingham, San Jose | 3060 |
| Steve Clark, Columbus | 3060 |
| 5. Bobby Boswell, D.C. United | 2976 |
| 6. Adam Larsen Kwarasey, Portland | 2970 |
| Josh Saunders, New York City FC | 2970 |
| 8. Tyrone Mears, Seattle | 2959 |
| 9. Jorge Villafaña, Portland | 2924 |
| 10. Felipe, NY Red Bulls | 2917 |

GOALS

| | |
|--|----|
| 1. Sebastian Giovinco, Toronto FC | 22 |
| Kei Kamara, Columbus | 22 |
| 3. Robbie Keane, Los Angeles | 20 |
| 4. David Villa, New York City FC | 18 |
| 5. Bradley Wright-Phillips, NY Red Bulls | 17 |
| Cyle Larin, Orlando City | 17 |
| 7. Chris Wondolowski, San Jose | 16 |
| Fanendo Adi, Portland | 16 |
| 9. Obafemi Martins, Seattle | 15 |
| 10. Jozy Altidore, Toronto FC | 13 |

ASSISTS

| | |
|-----------------------------------|----|
| 1. Cristian Maidana, Philadelphia | 14 |
| 2. Sebastian Giovinco, Toronto FC | 13 |
| Benny Feilhaber, Sporting KC | 13 |
| 4. Ethan Finlay, Columbus | 12 |
| 5. Sacha Kljestan, NY Red Bulls | 11 |
| 6. Javier Morales, Real Salt Lake | 10 |
| Mauro Diaz, FC Dallas | 10 |
| Brad Davis, Houston | 10 |
| 9. Lee Nguyen, New England | 9 |
| Clint Dempsey, Seattle | 9 |
| Brian Rowe, Los Angeles | 9 |

GOALS + ASSISTS

| | |
|---------------------------------------|----|
| 1. Sebastian Giovinco, Toronto FC | 35 |
| 2. Kei Kamara, Columbus | 30 |
| 3. Robbie Keane, Los Angeles | 27 |
| 4. David Villa, New York City FC | 24 |
| Ethan Finlay, Columbus | 24 |
| 6. Benny Feilhaber, Sporting KC | 23 |
| Bradley Wright-Phillips, NY Red Bulls | 23 |
| 8. Obafemi Martins, Seattle | 20 |
| 9. Clint Dempsey, Seattle | 19 |
| Sacha Kljestan, NY Red Bulls | 19 |

SHOTS

| | |
|--|-----|
| 1. Sebastian Giovinco, Toronto FC | 181 |
| 2. David Villa, New York City FC | 138 |
| 3. Kei Kamara, Columbus | 135 |
| 4. Bradley Wright-Phillips, NY Red Bulls | 113 |
| 5. Octavio Rivero, Vancouver | 101 |
| 6. Dom Dwyer, Sporting KC | 96 |
| 7. Chris Wondolowski, San Jose | 91 |
| 8. Fanendo Adi, Portland | 85 |
| 9. Kekuta Manneh, Vancouver | 82 |
| Lee Nguyen, New England | 82 |

SHOTS ON TARGET

| | |
|--|----|
| 1. Sebastian Giovinco, Toronto FC | 73 |
| 2. David Villa, New York City FC | 64 |
| 3. Kei Kamara, Columbus | 57 |
| 4. Bradley Wright-Phillips, NY Red Bulls | 51 |
| 5. Octavio Rivero, Vancouver | 41 |
| 6. Dom Dwyer, Sporting KC | 40 |
| 7. Chris Wondolowski, San Jose | 39 |
| Robbie Keane, Los Angeles | 39 |
| 9. Fanendo Adi, Portland | 36 |
| 10. David Accam, Chicago | 35 |

PENALTY KICKS MADE

| | |
|----------------------------------|---|
| 1. David Villa, New York City FC | 7 |
| 2. Chris Wondolowski, San Jose | 6 |
| 3. Jeff Larentowicz, Chicago | 5 |
| Benny Feilhaber, Sporting KC | 5 |
| Sacha Kljestan, NY Red Bulls | 5 |
| 6. Kaká, Orlando City | 4 |
| Chris Rolfe, D.C. United | 4 |
| Ignacio Piatti, Montreal | 4 |
| Robbie Keane, Los Angeles | 4 |
| 10. 6 Players | 3 |

FOULS COMMITTED

| | |
|-----------------------------------|----|
| 1. Cristian Higuita, Orlando City | 73 |
| Luis Garrido, Houston | 73 |
| Tony Tchani, Columbus | 73 |
| 4. Perry Kitchen, D.C. United | 65 |
| Lucas Pittinari, Colorado | 65 |
| 6. Diego Chará, Portland | 63 |
| 7. Matías Laba, Vancouver | 60 |
| 8. Kei Kamara, Columbus | 59 |
| Dom Dwyer, Sporting KC | 59 |
| Octavio Rivero, Vancouver | 59 |

FOULS SUFFERED

| | |
|-----------------------------------|----|
| 1. Sebastian Giovinco, Toronto FC | 90 |
| 2. Darlington Nagbe, Portland | 88 |
| 3. Matias Perez Garcia, San Jose | 84 |
| 4. Cristian Hoguita, Orlando City | 82 |
| 5. Dom Dwyer, Sporting KC | 81 |
| Lee Nguyen, New England | 79 |
| 7. Mauro Diaz, FC Dallas | 76 |
| 8. Juan Ramirez, Colorado | 73 |
| 9. Octavio Rivero, Vancouver | 73 |
| 10. Benny Feilhaber, Sporting KC | 64 |

YELLOW CARDS

| | |
|-----------------------------------|----|
| 1. Marco Donadel, Montreal | 13 |
| 2. Kendall Waston, Vancouver | 11 |
| Damien Perrinelle, NY Red Bulls | 11 |
| 4. Cristian Higuita, Orlando City | 10 |
| Luis Garrido, Houston | 10 |
| Matt Polster, Chicago | 10 |
| 7. Kyle Beckerman, Real Salt Lake | 9 |
| Laurent Ciman, Montreal | 9 |
| Sam Cronin, Colorado | 9 |
| Bobby Burling, Colorado | 9 |

RED CARDS

| | |
|----------------------------------|---|
| 1. Jámison Olave, Real Salt Lake | 3 |
| Laurent Ciman, Montreal | 3 |
| 3. Rafael Ramos, Orlando City | 2 |
| Marco Donadel, Montreal | 2 |
| Ambroise Oyongo, Montreal | 2 |
| Matías Laba, Vancouver | 2 |
| Matías García, San Jose | 2 |
| Matt Miazga, NY Red Bulls | 2 |
| 9. 70 Players | 1 |

PASS COMPLETION %

| | |
|-----------------------------------|------|
| 1. Osvaldo Alonso, Seattle | .923 |
| 2. Darlington Nagbe, Portland | .890 |
| 3. Mohammed Saaid, Columbus | .889 |
| 4. Jonathan Osorio, Toronto FC | .885 |
| 5. Wil Trapp, Columbus | .883 |
| 6. Jack Jewsbury, Portland | .873 |
| 7. Cristian Higuita, Orlando City | .870 |
| 8. Diego Chara, Portland | .869 |
| 9. Darwin Ceren, Orlando City | .865 |
| 10. Perry Kitchen, DC United | .861 |

GOALKEEPER LEADERS

GOAL AGAINST AVERAGE

| | |
|-----------------------------------|------|
| 1. Nick Rimando, Real Salt Lake | 1.00 |
| 2. David Ousted, Vancouver | 1.06 |
| 3. Stefan Frei, Seattle | 1.08 |
| 4. Adam Larsen Kwarasey, Portland | 1.09 |
| 5. David Bingham, San Jose | 1.15 |
| 6. Bill Hamid, D.C. United | 1.16 |
| 7. Dan Kennedy, FC Dallas | 1.19 |
| Jaime Penedo, Los Angeles | 1.19 |
| 9. Tim Melia, Sporting KC | 1.22 |
| 10. Clint Irwin, Colorado | 1.23 |

SAVES

| | |
|------------------------------------|-----|
| 1. Josh Saunders, New York City FC | 131 |
| 2. Steve Clark, Columbus | 115 |
| 3. Stefan Frei, Seattle | 111 |
| 4. David Bingham, San Jose | 108 |
| 5. Bill Hamid, D.C. United | 104 |
| 6. Evan Bush, Montreal | 103 |
| 7. David Ousted, Vancouver | 101 |
| 8. Tyler Deric, Houston | 95 |
| 9. Luis Robles, NY Red Bulls | 88 |
| 10. Clint Irwin, Colorado | 87 |

SAVE PERCENTAGE

| | |
|------------------------------------|------|
| 1. Bill Hamid, D.C. United | .782 |
| 2. Stefan Frei, Seattle | .771 |
| 3. Tim Melia, Sporting KC | .752 |
| 4. Nick Rimando, Real Salt Lake | .742 |
| 5. David Ousted, Vancouver | .737 |
| 6. David Bingham, San Jose | .735 |
| 7. Jaime Penedo, Los Angeles | .725 |
| Evan Bush, Montreal | .725 |
| 9. Jon Busch, Chicago | .704 |
| 10. Adam Larsen Kwarasey, Portland | .700 |

CLEAN SHEETS

| | |
|-----------------------------------|----|
| 1. Adam Larsen Kwarasey, Portland | 13 |
| David Ousted, Vancouver | 13 |
| 3. David Bingham, San Jose | 12 |
| 4. Stefan Frei, Seattle | 10 |
| 5. Luis Robles, NY Red Bulls | 9 |
| Evan Bush, Montreal | 9 |
| 7. Bill Hamid, D.C. United | 8 |
| Clint Irwin, Colorado | 8 |
| Tim Melia, Sporting KC | 8 |
| Bobby Shuttleworth, New England | 8 |
| Nick Rimando, Real Salt Lake | 8 |

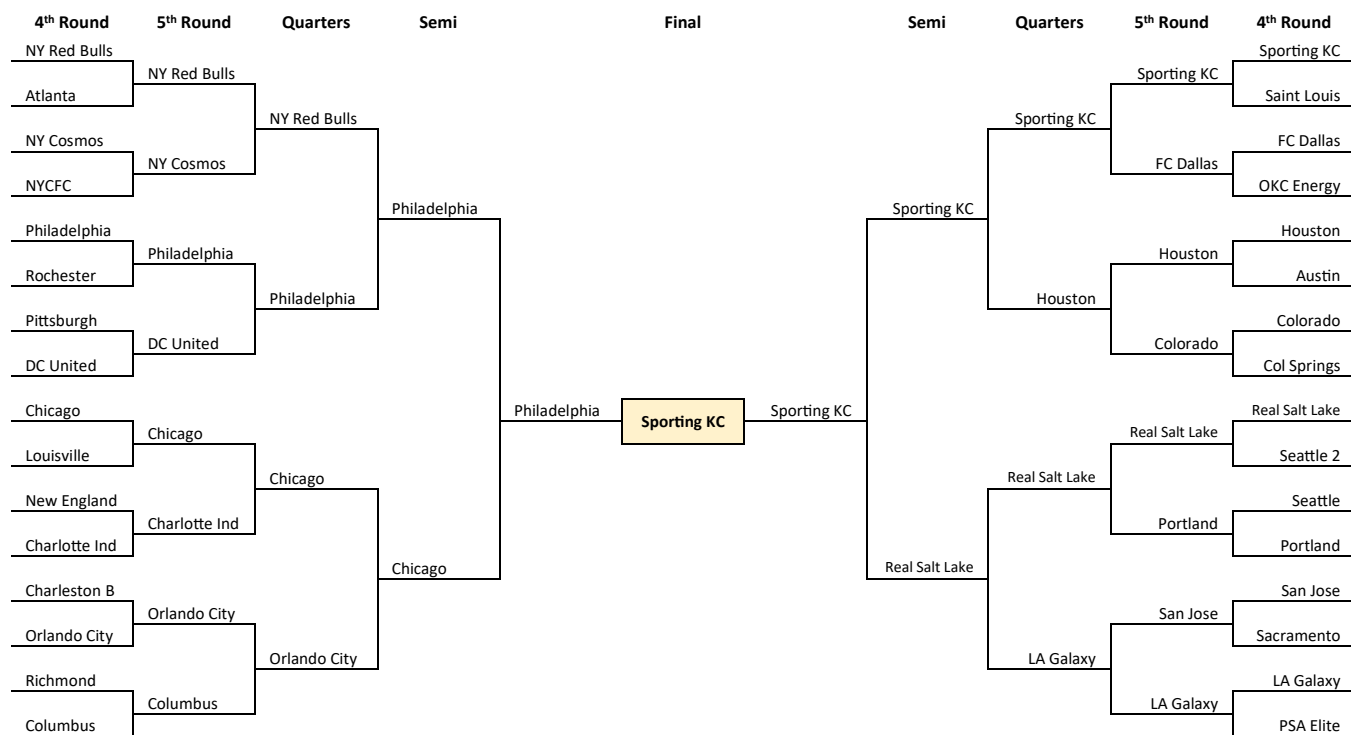
CLEAN SHEETS PERCENTAGE

| | |
|-----------------------------------|------|
| 1. Brian Sylvestre, Philadelphia | .417 |
| 2. Adam Larsen Kwarasey, Portland | .394 |
| 3. David Ousted, Vancouver | .382 |
| 4. David Bingham, San Jose | .353 |
| 5. Tim Melia, Sporting KC | .348 |
| 6. Nick Rimando, Real Salt Lake | .333 |
| Stefan Frei, Seattle | .333 |
| 8. Bill Hamid, D.C. United | .320 |
| 9. Jaime Penedo, Los Angeles | .313 |
| Dan Kennedy, FC Dallas | .313 |

PENALTY KICK SAVES

| | |
|---------------------------------|---|
| 1. David Ousted, Vancouver | 4 |
| 2. Nick Rimando, Real Salt Lake | 3 |
| 3. David Bingham, San Jose | 2 |
| Chris Konopka, Toronto FC | 2 |
| Jesse Gonzalez, FC Dallas | 2 |
| 6. 10 Players | 1 |

2015 US OPEN CUP



First Round

| | | |
|------|--|-------------------------|
| 5/13 | West Virginia Chaos 1, Fort Pitt Regiment 0 | at Charleston, WV |
| 5/13 | GBFC Thunder 1, Western Mass Pioneers 1 (PK 4-3) | at Ludlow, MA |
| 5/13 | Lansing United 0, RWB Adria 0 (PK 4-2) | at East Lansing, MI |
| 5/13 | Miami United 2, SW Florida Adrenaline 1 | at Hialeah, FL |
| 5/13 | Upward Stars 3, Triangle Brigade 3 (PK 3-1) | at Spartanburg, SC |
| 5/13 | Virginia Beach City 3, AC Connecticut 2 | at Danbury, CT |
| 5/13 | Reading United 1, Maryland Bays 0 | at Reading, PA |
| 5/13 | Michigan Bucks 3, Detroit City 0 | at Pontiac, MI |
| 5/13 | Chattanooga FC 1, Ocala Stampede 1 (PK 4-2) | at Chattanooga, TN |
| 5/13 | Long Island Rough Riders 3, Brooklyn Italians 1 | at South Huntington, NY |
| 5/13 | Jersey Express 3, Greek American AA 0 | at Newark, NJ |
| 5/13 | Seacoast United 2, GPS Massachusetts 1 | at Cambridge, MA |
| 5/13 | Des Moines Menace 2, Madison Fire 1 | at West Des Moines, IA |
| 5/13 | Midland/Odessa Sockers 3, Tulsa Athletics 1 | at Midland, TX |
| 5/13 | Laredo Heat 0, NTX Rayados 0 (PK 4-2) | at Laredo, TX |
| 5/13 | Harpo's FC 0, BYU Cougars 0 (PK 4-2) | at Provo, UT |
| 5/13 | Chula Vista 2, FC Tucson 1 (AET) | at Tucson, AZ |
| 5/13 | Kitsap Pumas 5, FC Tacoma 253 2 | at Tacoma, WA |
| 5/13 | Sonoma County Sol 2, Burlingame Dragons 1 (AET) | at Santa Rosa, CA |
| 5/13 | Ventura County Fusion 3, Cal FC 3 (PK 6-5) | at Ventura, CA |
| 5/13 | PSA Elite 7, Golden State Misioneris 1 | at Los Angeles, CA |

Second Round

| | | |
|------|---|-------------------------|
| 5/19 | Portland Timbers II 2, Michigan Bucks 0 | at Pontiac, MI |
| 5/20 | Pittsburgh Riverhounds 3, West Virginia Chaos 0 | at Pittsburgh, PA |
| 5/20 | Chattanooga FC 1, Wilmington 1 (PK 5-3) | at Wilmington, NC |
| 5/20 | Richmond Kickers 2, Virginia Beach City 0 | at Richmond, VA |
| 5/20 | Louisville City 1, Lansing United 0 | at East Lansing, MI |
| 5/20 | Harrisburg City 3, Reading United 0 | at Reading, PA |
| 5/20 | Rochester Rhinos 1, GBFC Thunder 0 | at Rochester, NY |
| 5/20 | Charleston Battery 1, Miami United 0 | at Charleston, SC |
| 5/20 | Charlotte Independence 4, Upward Stars 1 | at Rock Hill, SC |
| 5/20 | Real Monarchs SLC 1, Long Island Rough Riders 0 | at South Huntington, NY |
| 5/20 | Jersey Express 1, NY Red Bulls II 0 | at Newark, NJ |
| 5/20 | Saint Louis 2, Des Moines Menace 1 (AET) | at Fenton, MO |
| 5/20 | Tulsa Roughnecks 1, Seacoast United 0 | at Tulsa, OK |
| 5/20 | Oklahoma City Energy 3, Midland/Odessa 1 | at Midland, TX |
| 5/20 | Austin Aztex 2, Laredo Heat 0 | at Asutin, TX |
| 5/20 | Colorado Springs 2, Harpo's FC 1 | CO |
| 5/20 | PSA Elite 2, Orange County Blues 1 | at Los Angeles, CA |
| 5/20 | Chula Vista FC 3, Arizona United 0 | at Scottsdale, AZ |
| 5/20 | Ventura County Fusion 2, LA Galaxy II 1 | at Carson, CA |
| 5/20 | Sacramento Republic 4, Sonoma County Sol 2 | at Sacramento, CA |
| 5/20 | Seattle Sounders II 4, Kitsap Pumas 2 (AET) | at Tukwila, WA |

Third Round

| | | |
|------|--|--------------------|
| 5/27 | Seattle Sounders II 2, Portland Timbers II 1 (AET) | at Tukwila, WA |
| 5/27 | Rochester Rhinos 3, Harrisburg City 1 (AET) | at Harrisburg, PA |
| 5/27 | Richmond Kickers 3, Jacksonville Armada 0 | at Richmond, VA |
| 5/27 | Pittsburgh 1, Tampa Bay Rowdies 0 | at Pittsburgh, PA |
| 5/27 | Atlanta Silverbacks 2, Chattanooga FC 1 (AET) | at Chattanooga, TN |
| 5/27 | Charlotte Independence 1, Carolina RailHawks 0 | at Cary, NC |
| 5/27 | Charleston Battery 3, Fort Lauderdale Strikers 2 | at Charleston, SC |

Third Round (cont)

| | | |
|------|--|---------------------|
| 5/27 | Louisville City 2, Indy Eleven 0 (AET) | at Indianapolis, IN |
| 5/27 | NY Cosmos 3, Jersey Express 0 | at Queens, NY |
| 5/27 | Saint Louis 1, Minnesota United 1 (PK 3-1) | at Fenton, MO |
| 5/27 | Oklahoma City Energy 1, Tulsa Roughnecks 0 | at Tulsa, OK |
| 5/27 | Austin Aztex 2, San Antonio Scorpions 0 | at San Antonio, TX |
| 5/27 | Colorado Springs 1, Real Monarchs SLC 0 | at Sandy, UT |
| 5/27 | PSA Elite 2, Ventura County Fusion 1 (AET) | at Ventura, CA |
| 5/27 | Sacramento Republic 7, Chula Vista 3 | at Sacramento, CA |

Fourth Round

| | | |
|------|---|----------------------|
| 6/16 | Philadelphia Union 0, Rochester Rhinos 0 (PK 3-1) | at Chester, PA |
| 6/16 | New York Red Bulls 3, Atlanta Silverbacks 0 | at Harrison, NJ |
| 6/16 | Sporting Kansas City 1, Saint Lois 0 | at Kansas City, KS |
| 6/16 | Chicago Fire 1, Louisville City 0 (AET) | at Bridgeview, IL |
| 6/16 | FC Dallas 4, Oklahoma City Energy 1 | at Fort Worth, TX |
| 6/16 | Colorado Rapids 4, Colorado Springs 1 | at Commerce City, CO |
| 6/16 | Real Salt Lake 2, Seattle Sounders II 1 | at Sandy, UT |
| 6/16 | San Jose 2, Sacramento Republic 2 (PK 6-5) | at San Jose, CA |
| 6/16 | Portland Timbers 3, Seattle Sounders 1 (AET) | at Tukwila, WA |
| 6/17 | DC United 3, Pittsburgh Riverhounds 1 (AET) | at Pittsburgh, PA |
| 6/17 | Columbus Crew 3, Richmond Kickers 1 | at Richmond, VA |
| 6/17 | New York Cosmos 2, New York City FC 2 (PK 4-3) | at Hempstead, NY |
| 6/17 | Orlando City 4, Charleston battery 4 (PK 8-7) | at Charleston, SC |
| 6/17 | Charlotte Independence 1, New England 0 | at Boston, MA |
| 6/17 | Houston Dynamo 2, Austin Aztex 0 | at Houston, TX |
| 6/17 | Los Angeles Galaxy 6, PSA Elite 1 | at Carson, CA |

Round of 16

| | | |
|------|--|--------------------|
| 6/30 | Orlando City 2, Columbus Crew 0 | at Orlando, FL |
| 6/30 | Philadelphia Union 2, DC United 1 | at Chester, PA |
| 6/30 | Chicago Fire 3, Charlotte Independence 1 | at Bridgeview, IL |
| 6/30 | Houston Dynamo 1, Colorado Rapids 0 | at Houston, TX |
| 7/1 | New York Red Bulls 4, New York Cosmos 1 | at Harrison, NJ |
| 7/1 | Sporting Kansas City 6, FC Dallas 2 | at Kansas City, KS |
| 7/1 | Real Salt Lake 2, Portland Timbers 0 | at Sandy, UT |
| 7/1 | Los Angeles Galaxy 1, San Jose 0 | at San Jose, CA |

Quarterfinals

| | | |
|------|---|--------------------|
| 7/14 | Real Salt Lake 1, Los Angeles Galaxy 0 | at Sandy, UT |
| 7/21 | Philadelphia Union 1, New York Red Bulls 1 (PK 4-3) | at Harrison, NJ |
| 7/21 | Sporting Kansas City 3, Houston Dynamo 1 | at Kansas City, KS |
| 7/22 | Chicago Fire 3, Orlando City 1 | at Bridgeview, IL |

Semifinals

| | | |
|------|--|--------------------|
| 8/12 | Philadelphia Union 1, Chicago Fire 0 | at Chester, PA |
| 8/12 | Sporting Kansas City 3, Real Salt Lake 1 | at Kansas City, KS |

Final

| | | |
|------|---|----------------|
| 9/30 | Sporting Kansas City 1, Philadelphia Union 1 (PK 7-6) | at Chester, PA |
|------|---|----------------|

2014-2015 CONCACAF CHAMPIONS LEAGUE

GROUP STAGE

GROUP 1

| Rk | Team | CTY | W | D | L | Pts | GF | GA | GD |
|----|-------------|-----|---|---|---|-----|----|----|----|
| 1 | Pachuca | MEX | 3 | 0 | 1 | 9 | 17 | 8 | +9 |
| 2 | Municipal | GAU | 1 | 1 | 2 | 4 | 8 | 12 | -4 |
| 3 | Real Espana | HON | 1 | 1 | 2 | 4 | 5 | 10 | -5 |

GROUP 2

| Rk | Team | CTY | W | D | L | Pts | GF | GA | GD |
|----|-------------|-----|---|---|---|-----|----|----|----|
| 1 | Saprissa | COR | 2 | 1 | 1 | 7 | 7 | 4 | +3 |
| 2 | Sporting KC | USA | 2 | 1 | 1 | 7 | 7 | 4 | +3 |
| 3 | Real Esteli | NIC | 0 | 2 | 2 | 2 | 2 | 8 | -6 |

GROUP 3

| Rk | Team | CTY | W | D | L | Pts | GF | GA | GD |
|----|--------------|-----|---|---|---|-----|----|----|----|
| 1 | Montreal | CAN | 3 | 1 | 0 | 10 | 6 | 3 | +3 |
| 2 | NY Red Bulls | USA | 1 | 2 | 1 | 5 | 3 | 2 | +1 |
| 3 | FAS | ELS | 0 | 1 | 3 | 1 | 2 | 6 | -4 |

GROUP 4

| Rk | Team | CTY | W | D | L | Pts | GF | GA | GD |
|----|------------|-----|---|---|---|-----|----|----|----|
| 1 | DC United | USA | 4 | 0 | 0 | 12 | 6 | 1 | +5 |
| 2 | Waterhouse | JAM | 2 | 0 | 2 | 6 | 7 | 5 | +2 |
| 3 | Tauro | PAN | 0 | 0 | 4 | 0 | 2 | 9 | -7 |

GROUP 5

| Rk | Team | CTY | W | D | L | Pts | GF | GA | GD |
|----|--------------|-----|---|---|---|-----|----|----|-----|
| 1 | Olimpia | HON | 3 | 0 | 1 | 9 | 12 | 5 | +7 |
| 2 | Portland | USA | 3 | 0 | 1 | 9 | 15 | 6 | +9 |
| 3 | Alpha United | GUY | 0 | 0 | 4 | 0 | 1 | 17 | -16 |

GROUP 6

| Rk | Team | CTY | W | D | L | Pts | GF | GA | GD |
|----|----------------|-----|---|---|---|-----|----|----|----|
| 1 | Herediano | COR | 1 | 3 | 0 | 6 | 4 | 3 | +1 |
| 2 | Leon | MEX | 1 | 2 | 1 | 5 | 5 | 3 | +2 |
| 3 | Isidro Metapan | PAN | 1 | 1 | 2 | 4 | 2 | 5 | -3 |

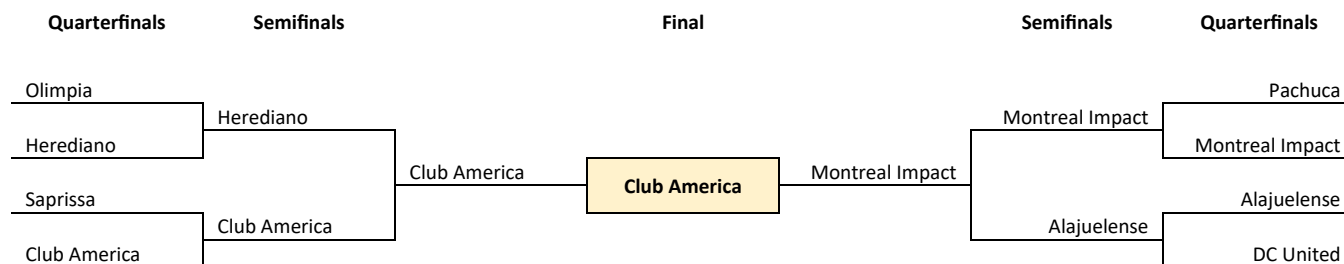
GROUP 7

| Rk | Team | CTY | W | D | L | Pts | GF | GA | GD |
|----|-------------|-----|---|---|---|-----|----|----|-----|
| 1 | Alajuelense | COR | 3 | 1 | 0 | 10 | 11 | 4 | +7 |
| 2 | Cruz Azul | MEX | 2 | 1 | 1 | 7 | 10 | 6 | +4 |
| 3 | Chorrillo | ELS | 0 | 0 | 4 | 0 | 5 | 16 | -11 |

GROUP 8

| Rk | Team | CTY | W | D | L | Pts | GF | GA | GD |
|----|----------------|-----|---|---|---|-----|----|----|-----|
| 1 | Club Ameirca | MEX | 3 | 1 | 0 | 10 | 19 | 3 | +16 |
| 2 | Comunicaciones | GUA | 2 | 1 | 1 | 7 | 8 | 3 | +5 |
| 3 | Puerto Rico | PUE | 0 | 0 | 4 | 0 | 2 | 23 | -21 |

KNOCKOUT ROUND



Quarterfinals

Herediano def Olimpia 3-1

2/24 – OLIMPIA 1, Herediano 1 (DRAW)
3/5 – HEREDIANO 2, Olimpia 0

Montreal Impact def Pachuca 3-3 (AGR)

2/24 – PACHUCA 2, Montreal Impact 2 (DRAW)
3/3 – MONTREAL IMPACT 1, Pachuca 1 (DRAW)

Club America def Saprissa 5-0

2/25 – Club America 3, Saprissa 0
3/4 – CLUB AMERICA 2, Saprissa 0

Alajuelense def DC United 6-4

2/26 – ALAJUELENSE 5, DC United 2
3/4 – DC UNITED 2, Alajuelense 1

Semifinals

Club America def Herediano 6-3

3/17 – HEREDIANO 3, Club America 0
4/8 – CLUB AMERICA 6, Herediano 0

Montreal Impact def Alajuelense 4-4 (AGR)

3/18 – MONTREAL IMPACT 2, Alajuelense 0
4/7 – ALAJUELENSE 4, Montreal Impact 2

Final

Club America def Montreal Impact 5-3

4/22 – CLUB AMERICA 1, Club America 1 (DRAW)
4/29 – Club America 4, MONTRELA IMPACT 2

ROSTER

| No | Name | Pos | Ht | Wt | Age | Nationality | Birthplace | 2014 Team |
|--------------------|--------------------|-----|------|-----|-----|---------------|-----------------------------|--------------------|
| FORWARDS | | | | | | | | |
| 9 | Fanendo Adi | FW | 6-3 | 183 | 24 | Nigeria | Lagos, Nigeria | Portland Timbers |
| 37 | Maximiliano Urruti | FW | 6-0 | 161 | 23 | Argentina | Rosario, Argentina | Portland Timbers |
| 26 | Lucas Melano | FW | 6-0 | 179 | 21 | Argentina | Cordoba, Argentina | Lanus (ARG) |
| MIDFIELDERS | | | | | | | | |
| 6 | Darlington Nagbe | MF | 5-8 | 152 | 24 | United States | Monrovia, Liberia | Portland Timbers |
| 21 | Diego Chara | MF | 5-7 | 141 | 28 | Columbia | Cali, Columbia | Portland Timbers |
| 8 | Diego Valeri | MF | 5-10 | 163 | 28 | Argentina | Lanus, Argentina | Portland Timbers |
| 13 | Jack Jewsbury | MF | 6-0 | 183 | 33 | United States | Joplin, Missouri | Portland Timbers |
| 22 | Rodney Wallace | MF | 5-10 | 161 | 26 | Costa Rica | San Jose, Costa Rica | Portland Timbers |
| 4 | Will Johnson | MF | 5-10 | 159 | 28 | Canada | Toronto, Ontario | Portland Timbers |
| 11 | Dairon Asprilla | MF | 5-10 | 163 | 22 | Columbia | Istmina, Columbia | Alt Nacional (COL) |
| 26 | George Fochive | MF | 5-8 | 172 | 22 | United States | Washington, DC | Portland Timbers |
| 10 | Gaston Fernandez | MF | 5-6 | 152 | 31 | Argentina | Lanús, Argentina | Portland Timbers |
| 18 | Ishmael Yartey | MF | 5-5 | 150 | 25 | Ghana | Swedru, Ghana | Sion (SWI) |
| 17 | Michael Nanchoff | MF | 5-8 | 150 | 26 | United States | New Royalton, Ohio | Portland Timbers |
| DEFENDERS | | | | | | | | |
| 19 | Jorge Villafana | DF | 5-9 | 150 | 25 | United States | Anaheim, California | Portland Timbers |
| 7 | Nat Borchers | DF | 6-2 | 172 | 33 | United States | Tucson, Arizona | Real Salt Lake |
| 24 | Liam Ridgewell | DF | 6-2 | 172 | 30 | England | Bexleyheath, England | Portland Timbers |
| 2 | Alvas Powell | DF | 6-1 | 163 | 20 | Jamaica | St Thomas, Jamaica | Portland Timbers |
| 23 | Norberto Paparatto | DF | 6-3 | 185 | 31 | Argentina | Estación Adrogué, Argentina | Portland Timbers |
| 20 | Taylor Peay | DF | 6-2 | 181 | 23 | United States | Salt Lake City, Utah | Portland Timbers |
| 15 | Jeanderson | DF | 5-10 | 159 | 23 | Brazil | Serra, Brazil | Santa Rita (BRA) |
| GOALKEEPERS | | | | | | | | |
| 12 | Adam Kwarasey | GK | 6-2 | 185 | 27 | Ghana | Oslo, Norway | Stromsgodset (NOR) |
| 33 | Andrew Weber | GK | 6-2 | 190 | 31 | United States | Austin, Texas | Portland Timbers |

| | |
|-----------------------------------|-----------------|
| Head Coach | Caleb Porter |
| Assistant Coach | Sean McAuley |
| Assistant Coach | Cameron Knowles |
| Goalkeeping Coach | Mike Toshack |
| Head Athletic Trainer | Nik Wald |
| Assistant Athletic Trainer | Alex Margarito |

SPLITS

| | W | D | L | Pts | Pts% | PPG | GF | GA | GD | Home | Road |
|-------------------------|-----------|-------------|-------------|-----------|-------------|-------------|-----------|-----------|----------|--------------|---------------|
| SEASON SPLITS | | | | | | | | | | | |
| All Competitions | 19 | - 11 | - 12 | 68 | .540 | 1.62 | 55 | 48 | 7 | 9-8-3 | 10-3-9 |
| MLS Regular Season | 15 | - 8 | - 11 | 53 | .520 | 1.56 | 41 | 39 | 2 | 8-6-3 | 7-2-8 |
| First Half | 7 | - 4 | - 6 | 25 | .490 | 1.47 | 17 | 19 | -2 | 4-3-1 | 3-1-5 |
| Second Half | 8 | - 4 | - 5 | 28 | .549 | 1.65 | 24 | 20 | 4 | 4-3-2 | 4-1-3 |
| MLS Playoffs | 3 | - 3 | - 0 | 12 | .667 | 2.00 | 11 | 6 | 5 | 1-2-0 | 2-1-0 |
| US Open Cup | 1 | - 0 | - 1 | 3 | .500 | 1.50 | 3 | 3 | 0 | - | 1-0-1 |
| Western Conference | 9 | - 8 | - 7 | 35 | .486 | 1.46 | 32 | 29 | 3 | 6-8-1 | 7-3-7 |
| Eastern Conference | 6 | - 0 | - 4 | 18 | .600 | 1.80 | 9 | 10 | -1 | 3-0-2 | 3-0-2 |

MONTHLY SPLITS (ALL COMPETITIONS)

| | | | | | | | | | | | |
|-----------|---|-----|-----|----|-------|------|----|----|----|-------|-------|
| March | 0 | - 3 | - 1 | 3 | .250 | 0.75 | 3 | 4 | -1 | 0-2-0 | 0-1-1 |
| April | 2 | - 0 | - 2 | 6 | .500 | 1.50 | 4 | 4 | 0 | 1-0-1 | 1-0-1 |
| May | 3 | - 1 | - 2 | 10 | .556 | 1.67 | 6 | 6 | 0 | 1-1-0 | 2-0-2 |
| June | 4 | - 0 | - 1 | 12 | .800 | 2.40 | 11 | 7 | 4 | 3-0-0 | 1-0-1 |
| July | 1 | - 1 | - 3 | 4 | .267 | 0.80 | 3 | 11 | -8 | 1-1-0 | 0-0-3 |
| August | 2 | - 2 | - 1 | 8 | .533 | 1.60 | 5 | 4 | 1 | 1-1-0 | 1-1-1 |
| September | 1 | - 1 | - 1 | 4 | .444 | 1.33 | 2 | 3 | -1 | 0-1-1 | 1-0-0 |
| October | 3 | - 1 | - 1 | 10 | .667 | 2.00 | 12 | 6 | 6 | 1-1-1 | 2-0-0 |
| November | 2 | - 2 | - 0 | 8 | .667 | 2.00 | 7 | 3 | 4 | 1-1-0 | 1-1-0 |
| December | 1 | - 0 | - 0 | 3 | 1.000 | 3.00 | 2 | 1 | 1 | - | 1-0-0 |

SITUATIONAL SPLITS (ALL COMPETITIONS)

| | | | | | | | | | |
|--------------------|----|-----|-----|------|----------------|----|-----|-----|------|
| Shutouts | 9 | - 6 | - 7 | .545 | Leading at HT | 7 | - 2 | - 0 | .889 |
| One Goal | 10 | - 5 | | .667 | Tied at HT | 11 | - 8 | - 4 | .652 |
| Blowouts (3+ GD) | 3 | - 3 | | .500 | Trailing at HT | 1 | - 1 | - 8 | .150 |
| When Scoring First | 17 | - 4 | | .810 | | | | | |

| | GF | GA | GD | Home | Road | | GF | GA | GD | Home | Road |
|-------------------|-----------|-----------|-----------|-------------|-------------|--------------------|-----------|-----------|-----------|-------------|-------------|
| 1-15 | 5 | 7 | -2 | 3-1 | 2-6 | 46-60 min | 9 | 2 | 7 | 3-1 | 6-1 |
| 16-30 | 3 | 5 | -2 | 2-5 | 1-3 | 61-75 min | 9 | 11 | -2 | 4-2 | 5-9 |
| 31-45 | 6 | 8 | -2 | 4-4 | 2-4 | 76-90 min | 12 | 11 | 1 | 8-3 | 4-8 |
| 45+ | 0 | 1 | -1 | 0-0 | 0-1 | 90+ min | 11 | 3 | 8 | 4-2 | 7-1 |
| First Half | 14 | 21 | -7 | 9-10 | 5-14 | Second Half | 41 | 27 | 14 | 19-8 | 22-6 |

| Opponent | First Match | Second Match | Third Match | W - D - L | Pts | GF | GA | GD | Home | Road | |
|--------------------|-------------|--------------|-------------|-----------|-----|----|----|----|-------|-------|--|
| MLS REGULAR SEASON | | | | | | | | | | | |
| Chicago | (H) W 1-0 | - | - | 2 - 0 - 0 | 6 | 1 | 0 | +1 | 1-0-0 | - | |
| Colorado | (R) W 2-1 | (H) W 4-1 | - | 2 - 0 - 0 | 6 | 6 | 2 | +4 | 1-0-0 | 1-0-0 | |
| Columbus | (R) W 2-1 | - | - | 1 - 0 - 0 | 3 | 2 | 1 | +1 | - | 1-0-0 | |
| D.C. United | (H) W 1-0 | - | - | 1 - 0 - 0 | 3 | 1 | 0 | +1 | 1-0-0 | - | |
| FC Dallas | (H) W 3-1 | (R) L 1-4 | - | 1 - 0 - 1 | 3 | 4 | 5 | -1 | 1-0-0 | 0-0-1 | |
| Houston | (R) L 1-3 | (H) W 2-0 | (H) D 2-2 | 1 - 1 - 1 | 4 | 5 | 5 | 0 | 1-1-0 | 0-0-1 | |
| Los Angeles | (H) D 2-2 | (R) L 0-5 | (R) W 5-2 | 1 - 1 - 1 | 4 | 7 | 9 | -2 | 0-1-0 | 1-0-1 | |
| Montreal | (R) W 2-1 | - | - | 1 - 0 - 0 | 3 | 2 | 1 | +1 | - | 1-0-0 | |
| New England | (H) W 2-0 | - | - | 1 - 0 - 0 | 3 | 2 | 0 | +2 | 1-0-0 | - | |
| NY Red Bulls | (H) L 0-2 | - | - | 0 - 0 - 1 | 0 | 0 | 2 | -2 | 0-0-1 | - | |
| NYCFC | (R) W 1-0 | - | - | 1 - 0 - 0 | 3 | 1 | 0 | +1 | - | 1-0-0 | |
| Orlando City | (H) L 0-2 | - | - | 0 - 0 - 1 | 0 | 0 | 2 | -2 | 0-0-1 | - | |
| Philadelphia | (R) L 0-3 | - | - | 0 - 0 - 1 | 0 | 0 | 3 | -3 | - | 0-0-1 | |
| Real Salt Lake | (H) D 0-0 | (R) W 1-0 | (R) W 1-0 | 2 - 1 - 0 | 7 | 2 | 0 | +2 | 0-1-0 | 2-0-0 | |
| San Jose | (H) W 1-0 | (R) D 0-0 | - | 1 - 1 - 0 | 4 | 1 | 0 | +1 | 1-0-0 | 0-1-0 | |
| Seattle | (R) L 0-1 | (H) W 4-1 | (R) L 1-2 | 1 - 0 - 2 | 3 | 5 | 4 | +1 | 1-0-0 | 0-0-2 | |
| Sporting KC | (R) D 0-0 | (H) D 0-0 | (H) L 0-1 | 0 - 2 - 1 | 2 | 0 | 1 | -1 | 0-1-1 | 0-1-0 | |
| Toronto FC | (R) L 0-1 | - | - | 0 - 0 - 1 | 0 | 0 | 1 | -1 | - | 0-0-1 | |
| Vancouver | (R) L 1-2 | (H) D 0-0 | (H) D 1-1 | 0 - 2 - 1 | 2 | 2 | 3 | -1 | 0-2-0 | 0-0-1 | |

GAMELOG

| No | Comp | Date | Opponent | Dec | GF - GA | Record | Goalscorers | Goalkeeper | Att |
|----|----------|-------|------------------|-----|---------------|-------------|-------------------------------|---------------|--------|
| 1 | MLS | 3/7 | Real Salt Lake | D | 0 - 0 | 0 - 1 - 0 | | Kwarasey (CS) | 21,144 |
| 2 | MLS | 3/15 | LA Galaxy | D | 2 - 2 | 0 - 2 - 0 | Adi 2 | Kwarasey | 21,144 |
| 3 | MLS | 3/21 | @ Sporting KC | D | 0 - 0 | 0 - 3 - 0 | | Kwarasey (CS) | 20,848 |
| 4 | MLS | 3/28 | @ Vancouver | L | 1 - 2 | 0 - 3 - 1 | Adi | Kwarasey | 22,500 |
| 5 | MLS | 4/4 | FC Dallas | W | 3 - 1 | 1 - 3 - 1 | Borchers, Urruti, Chara | Kwarasey | 21,144 |
| 6 | MLS | 4/12 | Orlando City | L | 0 - 2 | 1 - 3 - 2 | | Kwarasey | 21,144 |
| 7 | MLS | 4/19 | @ NYCFC | W | 1 - 0 | 2 - 3 - 2 | | Kwarasey (CS) | 21,891 |
| 8 | MLS | 4/26 | @ Seattle | L | 0 - 1 | 2 - 3 - 3 | Villafana, Ridgewell | Kwarasey | 41,451 |
| 9 | MLS | 5/2 | Vancouver | D | 0 - 0 | 2 - 4 - 3 | Wallace | Kwarasey (CS) | 21,144 |
| 10 | MLS | 5/9 | @ Montreal | W | 2 - 1 | 3 - 4 - 3 | Borchers, Valeri | Kwarasey | 13,020 |
| 11 | MLS | 5/16 | @ Houston | L | 1 - 3 | 3 - 4 - 4 | Adi | Kwarasey | 20,844 |
| 12 | MLS | 5/23 | @ Toronto FC | L | 0 - 1 | 3 - 4 - 5 | | Kwarasey | 23,569 |
| 13 | MLS | 5/27 | D.C. United | W | 1 - 0 | 4 - 4 - 5 | Urruti | Kwarasey (CS) | 21,144 |
| 14 | MLS | 5/30 | @ Colorado | W | 2 - 1 | 5 - 4 - 5 | Fernandez, Jewsbury | Kwarasey | 18,209 |
| 15 | MLS | 6/6 | New England | W | 2 - 0 | 6 - 4 - 5 | Adi 2 | Kwarasey | 21,114 |
| 16 | USOC | 6/16 | @ Seattle | W | 3 - 1 | Advanced | Valerri, Wallace, Urruti | Kwarasey | 4,022 |
| 17 | MLS | 6/20 | Houston | W | 2 - 0 | 7 - 4 - 5 | Urruti, Fernandez | Kwarasey (CS) | 21,144 |
| 18 | MLS | 6/24 | @ Los Angeles | L | 0 - 5 | 7 - 4 - 6 | | Kwarasey | 21,207 |
| 19 | MLS | 6/28 | Seattle | W | 4 - 1 | 8 - 4 - 6 | Adi 2, Nagbe, Wallace | Kwarasey | 21,144 |
| 20 | USOC | 7/1 | @ Real Salt Lake | L | 0 - 2 | Eliminated | | Kwarasey | 15,840 |
| 21 | MLS | 7/5 | San Jose | W | 1 - 0 | 9 - 4 - 6 | Jewsbury | Kwarasey (CS) | 21,144 |
| 22 | MLS | 7/11 | @ Philadelphia | L | 0 - 3 | 9 - 4 - 7 | | Weber | 18,722 |
| 23 | MLS | 7/18 | Vancouver | D | 1 - 1 | 9 - 5 - 7 | Valeri | Kwarasey | 21,144 |
| 24 | MLS | 7/25 | @ FC Dallas | L | 1 - 4 | 9 - 5 - 8 | Adi | Kwarasey | 15,992 |
| 25 | MLS | 8/2 | @ San Jose | D | 0 - 0 | 9 - 6 - 8 | | Kwarasey (CS) | 18,000 |
| 26 | MLS | 8/7 | Chicago | W | 1 - 0 | 10 - 6 - 8 | Adi | Kwarasey (CS) | 21,144 |
| 27 | MLS | 8/15 | @ Real Salt Lake | W | 1 - 0 | 11 - 6 - 8 | Borchers | Kwarasey (CS) | 20,338 |
| 28 | MLS | 8/21 | Houston | D | 2 - 2 | 11 - 7 - 8 | Nagbe, Melano | Kwarasey | 21,144 |
| 29 | MLS | 8/30 | @ Seattle | L | 1 - 2 | 11 - 7 - 9 | Jewsbury | Kwarasey | 64,358 |
| 30 | MLS | 9/9 | Sporting KC | D | 0 - 0 | 11 - 8 - 9 | | Kwarasey (CS) | 21,144 |
| 31 | MLS | 9/20 | NY Red Bulls | L | 0 - 2 | 11 - 8 - 10 | | Kwarasey | 21,144 |
| 32 | MLS | 9/26 | @ Columbus | W | 2 - 1 | 12 - 8 - 10 | Adi 2 | Kwarasey | 22,719 |
| 33 | MLS | 10/3 | Sporting KC | L | 0 - 1 | 12 - 8 - 11 | | Kwarasey | 21,144 |
| 34 | MLS | 10/14 | @ Real Salt Lake | W | 1 - 0 | 13 - 8 - 11 | Adi | Kwarasey (CS) | 19,457 |
| 35 | MLS | 10/18 | @ LA Galaxy | W | 5 - 2 | 14 - 8 - 11 | Adi 2, Chara, Nagbe, Urruti | Kwarasey | 27,000 |
| 36 | MLS | 10/25 | Colorado | W | 4 - 1 | 15 - 8 - 11 | Nagbe 2, Villafana, Adi | Kwarasey | 21,144 |
| 37 | Playoffs | 10/29 | Sporting KC | D | 2 (7) - 2 (6) | Advanced | Wallace, Urruti | Kwarasey | 21,144 |
| 38 | Playoffs | 11/1 | Vancouver | D | 0 - 0 | 0 - 0 agg | | Gleeson (CS) | 21,144 |
| 39 | Playoffs | 11/8 | @ Vancouver | W | 2 - 0 | 2 - 0 agg | Adi, Chara | Kwarasey (CS) | 27,837 |
| 40 | Playoffs | 11/22 | FC Dallas | W | 3 - 1 | 3 - 1 agg | Ridgewell, Asprilla, Borchers | Kwarasey | 21,144 |
| 41 | Playoffs | 11/29 | @ FC Dallas | D | 2 - 2 | 5 - 3 agg | Adi, Melano | Kwarasey | 20,966 |
| 42 | Playoffs | 12/6 | @ Columbus | W | 2 - 1 | Champions | Valeri, Wallace | Kwarasey | 21,747 |

GAMELOG

| No | Comp | Date | Opponent | Dec | GF - GA | Poss% | SOT | Shots | Captain | Formation |
|----|----------|-------|------------------|-----|---------------|-------|--------|---------|-----------|-----------|
| 1 | MLS | 3/7 | Real Salt Lake | D | 0 - 0 | 53% | 2 - 6 | 9 - 18 | Ridgewell | 4-2-3-1 |
| 2 | MLS | 3/15 | LA Galaxy | D | 2 - 2 | 45% | 4 - 4 | 8 - 13 | Ridgewell | 4-2-3-1 |
| 3 | MLS | 3/21 | @ Sporting KC | D | 0 - 0 | 50% | 3 - 2 | 7 - 16 | Ridgewell | 4-2-3-1 |
| 4 | MLS | 3/28 | @ Vancouver | L | 1 - 2 | 66% | 5 - 3 | 15 - 13 | Ridgewell | 4-4-2 |
| 5 | MLS | 4/4 | FC Dallas | W | 3 - 1 | 50% | 6 - 3 | 12 - 8 | Ridgewell | 4-4-2 |
| 6 | MLS | 4/12 | Orlando City | L | 0 - 2 | 54% | 4 - 3 | 18 - 14 | Ridgewell | 4-4-2 |
| 7 | MLS | 4/19 | @ NYCFC | W | 1 - 0 | 45% | 2 - 5 | 9 - 21 | Ridgewell | 4-2-3-1 |
| 8 | MLS | 4/26 | @ Seattle | L | 0 - 1 | 49% | 2 - 3 | 11 - 10 | Ridgewell | 4-2-3-1 |
| 9 | MLS | 5/2 | Vancouver | D | 0 - 0 | 64% | 1 - 2 | 13 - 7 | Ridgewell | 4-2-3-1 |
| 10 | MLS | 5/9 | @ Montreal | W | 2 - 1 | 48% | 9 - 5 | 15 - 19 | Ridgewell | 4-2-3-1 |
| 11 | MLS | 5/16 | @ Houston | L | 1 - 3 | 55% | 1 - 6 | 6 - 12 | Ridgewell | 4-2-3-1 |
| 12 | MLS | 5/23 | @ Toronto FC | L | 0 - 1 | 60% | 5 - 6 | 11 - 13 | Ridgewell | 4-2-3-1 |
| 13 | MLS | 5/27 | D.C. United | W | 1 - 0 | 50% | 9 - 2 | 16 - 11 | Johnson | 4-2-3-1 |
| 14 | MLS | 5/30 | @ Colorado | W | 2 - 1 | 40% | 8 - 3 | 20 - 15 | Ridgewell | 4-2-3-1 |
| 15 | MLS | 6/6 | New England | W | 2 - 0 | 51% | 5 - 3 | 19 - 4 | Johnson | 4-2-3-1 |
| 16 | USOC | 6/16 | @ Seattle | W | 3 - 1 | 56% | 3 - 4 | 8 - 9 | Jewsbury | 4-4-2 |
| 17 | MLS | 6/20 | Houston | W | 2 - 0 | 53% | 2 - 1 | 6 - 9 | Johnson | 4-2-3-1 |
| 18 | MLS | 6/24 | @ Los Angeles | L | 0 - 5 | 52% | 1 - 9 | 16 - 16 | Ridgewell | 4-2-3-1 |
| 19 | MLS | 6/28 | Seattle | W | 4 - 1 | 47% | 11 - 1 | 24 - 6 | Johnson | 4-2-3-1 |
| 20 | USOC | 7/1 | @ Real Salt Lake | L | 0 - 2 | 50% | 1 - 3 | 6 - 14 | Ridgewell | 4-2-3-1 |
| 21 | MLS | 7/5 | San Jose | W | 1 - 0 | 61% | 7 - 2 | 23 - 7 | Johnson | 4-2-3-1 |
| 22 | MLS | 7/11 | @ Philadelphia | L | 0 - 3 | 51% | 4 - 7 | 8 - 17 | Johnson | 4-2-3-1 |
| 23 | MLS | 7/18 | Vancouver | D | 1 - 1 | 54% | 3 - 6 | 14 - 16 | Johnson | 4-2-3-1 |
| 24 | MLS | 7/25 | @ FC Dallas | L | 1 - 4 | 49% | 3 - 7 | 10 - 16 | Ridgewell | 4-2-3-1 |
| 25 | MLS | 8/2 | @ San Jose | D | 0 - 0 | 45% | 5 - 3 | 15 - 12 | Johnson | 4-2-3-1 |
| 26 | MLS | 8/7 | Chicago | W | 1 - 0 | 46% | 2 - 3 | 15 - 13 | Johnson | 4-2-3-1 |
| 27 | MLS | 8/15 | @ Real Salt Lake | W | 1 - 0 | 35% | 5 - 5 | 10 - 15 | Johnson | 4-2-3-1 |
| 28 | MLS | 8/21 | Houston | D | 2 - 2 | 52% | 7 - 3 | 17 - 11 | Johnson | 4-2-3-1 |
| 29 | MLS | 8/30 | @ Seattle | L | 1 - 2 | 49% | 6 - 3 | 20 - 6 | Ridgewell | 4-2-3-1 |
| 30 | MLS | 9/9 | Sporting KC | D | 0 - 0 | 48% | 8 - 2 | 18 - 8 | Ridgewell | 4-2-3-1 |
| 31 | MLS | 9/20 | NY Red Bulls | L | 0 - 2 | 48% | 4 - 6 | 17 - 20 | Johnson | 4-2-3-1 |
| 32 | MLS | 9/26 | @ Columbus | W | 2 - 1 | 41% | 6 - 3 | 13 - 11 | Ridgewell | 4-2-3-1 |
| 33 | MLS | 10/3 | Sporting KC | L | 0 - 1 | 58% | 6 - 4 | 17 - 8 | Ridgewell | 4-2-3-1 |
| 34 | MLS | 10/14 | @ Real Salt Lake | W | 1 - 0 | 40% | 5 - 2 | 15 - 7 | Ridgewell | 4-3-3 |
| 35 | MLS | 10/18 | @ LA Galaxy | W | 5 - 2 | 49% | 5 - 6 | 18 - 13 | Ridgewell | 4-3-3 |
| 36 | MLS | 10/25 | Colorado | W | 4 - 1 | 51% | 6 - 5 | 13 - 18 | Ridgewell | 4-2-3-1 |
| 37 | Playoffs | 10/29 | Sporting KC | D | 2 (7) - 2 (6) | 49% | 5 - 3 | 15 - 9 | Ridgewell | 4-3-3 |
| 38 | Playoffs | 11/1 | Vancouver | D | 0 - 0 | 59% | 6 - 3 | 11 - 10 | Ridgewell | 4-2-3-1 |
| 39 | Playoffs | 11/8 | @ Vancouver | W | 2 - 0 | 53% | 5 - 2 | 14 - 12 | Ridgewell | 4-3-3 |
| 40 | Playoffs | 11/22 | FC Dallas | W | 3 - 1 | 53% | 8 - 5 | 14 - 11 | Ridgewell | 4-2-3-1 |
| 41 | Playoffs | 11/29 | @ FC Dallas | D | 2 - 2 | 45% | 3 - 3 | 7 - 13 | Valeri | 4-3-3 |
| 42 | Playoffs | 12/6 | @ Columbus | W | 2 - 1 | 39% | 8 - 1 | 12 - 9 | Ridgewell | 4-3-3 |

SCORING LOG

| No | Date | Opp | Dec | Score | 0-15 Min | 16-30 Min | 31-45 Min | 45+ Min | 45-60 Min | 61-75 Min | 76-90 Min | 90+ Min |
|----|-------|-------|-----|------------|----------|-----------|-----------|---------|-----------|-----------|-----------|-----------|
| 1 | 3/7 | RSL | D | 0-0 | | | | | | | | |
| 2 | 3/15 | LA | D | 2-2 | | | 31 | | | 65 | 90 | 90+2 |
| 3 | 3/21 | @ SKC | D | 0-0 | | | | | | | | |
| 4 | 3/28 | @ VAN | L | 1-2 | 15 | | | | | | 82 | 90+1 |
| 5 | 4/4 | DAL | W | 3-1 | | 23 / 29 | | | | 62 | 87 | |
| 6 | 4/12 | ORL | L | 0-2 | | 30 | | | | | 85 | |
| 7 | 4/19 | @ NYC | W | 1-0 | | | | | | | 79 | |
| 8 | 4/26 | @ SEA | L | 0-1 | | | | | | | 77 | |
| 9 | 5/2 | VAN | D | 0-0 | | | | | | | | |
| 10 | 5/9 | @ MTL | W | 2-1 | | | | | | 64/70/71 | | |
| 11 | 5/16 | @ HOU | L | 1-3 | 9 | | | | 48 | 75 | 83 | |
| 12 | 5/23 | @ TOR | L | 0-1 | 5 | | | | | | | |
| 13 | 5/27 | DC | W | 1-0 | 5 | | | | | | | |
| 14 | 5/30 | @ COL | W | 2-1 | | | 38 | | | | 89 | 90+3 |
| 15 | 6/6 | NE | W | 2-0 | | | | | | | 86 / 89 | |
| 16 | 6/16 | @ SEA | W | 3-1 | | | | | 48 | | 79 | (100/116) |
| 17 | 6/20 | HOU | W | 2-0 | | | 34 | | | 61 | | |
| 18 | 6/24 | @ LA | L | 0-5 | 13 | 18 | 33 | | | 72 | 88 | |
| 19 | 6/28 | SEA | W | 4-1 | 12 | | 38 | | | 74 | 76 | 90+1 |
| 20 | 7/1 | @ RSL | L | 0-2 | | | | | 54 | 71 | | |
| 21 | 7/5 | SJ | W | 1-0 | | | | | | | | 90+1 |
| 22 | 7/11 | @ PHI | L | 0-3 | | | | | | 69 / 71 | 82 | |
| 23 | 7/18 | VAN | D | 1-1 | | | 33 | | 57 | | | |
| 24 | 7/25 | @ DAL | L | 1-4 | 12 | 22 | | | | 69 | 87 | 90+3 |
| 25 | 8/2 | @ SJ | D | 0-0 | | | | | | | | |
| 26 | 8/7 | CHI | W | 1-0 | | | | | 48 | | | |
| 27 | 8/15 | @ RSL | W | 1-0 | | | | | | | | 90+5 |
| 28 | 8/21 | HOU | D | 2-2 | | | 40 / 45 | | | | 76 / 86 | |
| 29 | 8/30 | @ SEA | L | 1-2 | 6 | | 42 | | 58 | | | |
| 30 | 9/9 | SKC | D | 0-0 | | | | | | | | |
| 31 | 9/20 | NYR | L | 0-2 | | | 43 | 45+2 | | | | |
| 32 | 9/26 | @ CLB | W | 2-1 | | 28 | 43 | | 50 | | | |
| 33 | 10/3 | SKC | L | 0-1 | | | | | | | 83 | |
| 34 | 10/14 | @ RSL | W | 1-0 | | | | | 54 | | | |
| 35 | 10/18 | @ LA | W | 5-2 | | | 36 | | | 65/68/74 | 84/85/90 | |
| 36 | 10/25 | COL | W | 4-1 | 5 / 13 | | 33 | | | 63 | 88 | |
| 37 | 10/29 | SKC | D | 2(7)-2 (6) | | | | | 57 | | 87 | (96/118) |
| 38 | 11/1 | VAN | D | 0-0 | | | | | | | | |
| 39 | 11/8 | @ VAN | W | 2-0 | | | 31 | | | | | 90+4 |
| 40 | 11/22 | DAL | W | 3-1 | | 23 | | | 53 | 62 | | 90+1 |
| 41 | 11/29 | @ DAL | D | 2-2 | | | | | 54 | 68 / 73 | | 90+5 |
| 42 | 12/6 | @ CLB | W | 2-1 | 1 / 7 | 18 | | | | | | |

MULTI-GOAL GAMES

| Gls | Player | Pos | Date | Opponent | Result | #1 | #2 | #3 | #4 |
|-----|------------------|-----|-------|---------------------------|--------|----|----|----|----|
| 2 | Fanendo Adi | FW | 3/15 | vs Los Angeles Galaxy | D 2-2 | 31 | 90 | | |
| 2 | Fanendo Adi | FW | 6/6 | vs New England Revolution | W 2-0 | 86 | 89 | | |
| 2 | Fanendo Adi | FW | 6/28 | vs Seattle Sounders | W 4-1 | 74 | 76 | | |
| 2 | Fanendo Adi | FW | 9/26 | at Columbus Crew | W 2-1 | 28 | 50 | | |
| 2 | Fanendo Adi | FW | 10/18 | at Los Angeles Galaxy | W 5-2 | 65 | 68 | | |
| 2 | Darlington Nagbe | MF | 10/25 | vs Colorado Rapids | W 4-1 | 5 | 33 | | |

MINUTES LOG

FIRST HALF OF THE SEASON

| | 1 | 2 | 3 | 4 | 5 | 6 | 7 | 8 | 9 | 10 | 11 | 12 | 13 | 14 | 15 | 16 | 17 | 18 | 19 | 20 | 21 | |
|-------------|----|----|----|----|----|----|----|----|----|----|----|----|----|----|----|-----|----|----|----|----|----|------|
| J Villafana | 90 | 90 | 90 | 90 | 90 | 80 | 90 | 90 | 90 | 90 | 90 | 79 | 90 | 90 | 90 | 120 | 90 | 90 | 90 | 90 | 90 | 1899 |
| A Powell | 90 | 90 | 90 | 90 | 90 | 90 | 90 | 90 | 90 | 90 | 84 | 90 | 90 | 90 | 90 | 36 | 90 | 90 | 90 | | 90 | 1740 |
| D Nagbe | 90 | 90 | 90 | 90 | 90 | 90 | 90 | 90 | 90 | 90 | 75 | 90 | 90 | 56 | 90 | 120 | 85 | 59 | 79 | | 83 | 1727 |
| L Ridgewell | 90 | 90 | 90 | 90 | 90 | 90 | 90 | 90 | 90 | 90 | 90 | 90 | 90 | 90 | 90 | | 90 | 77 | | 90 | 90 | 1697 |
| N Borchers | 90 | 90 | 90 | 90 | 90 | 90 | 90 | 90 | 90 | 90 | 90 | 90 | 90 | 90 | 90 | 120 | | 90 | 90 | | 90 | 1650 |
| D Chara | | 90 | 90 | 90 | 90 | 90 | 90 | 90 | 90 | 90 | 90 | 90 | 90 | | 90 | | 90 | 90 | 90 | | | 1440 |
| J Jewsbury | 90 | 90 | 90 | | 10 | 45 | 90 | 90 | 90 | 90 | 90 | 90 | 7 | 90 | 1 | 120 | | 90 | 11 | 90 | 90 | 1364 |
| R Wallace | 90 | 81 | 89 | 90 | 60 | 54 | | | 77 | 80 | 90 | 59 | 31 | 34 | 28 | 120 | 90 | 74 | 25 | 90 | 18 | 1280 |
| F Adi | 81 | 90 | 75 | 90 | 90 | 90 | 83 | 17 | 25 | 86 | 90 | 90 | 16 | 20 | 24 | 95 | 15 | 21 | 90 | 9 | 78 | 1275 |
| M Urruti | 9 | 9 | 15 | 64 | 80 | 90 | 7 | 73 | 65 | 4 | 7 | 11 | 74 | 87 | 89 | 25 | 75 | 90 | 9 | 81 | 12 | 976 |
| D Asprilla | 61 | 55 | 75 | 26 | 30 | 36 | 89 | 61 | | 19 | 15 | 31 | 90 | 90 | 66 | | | | | 62 | 72 | 878 |
| G Fernandez | 29 | 35 | 15 | 16 | 1 | 10 | 17 | 29 | 13 | | 6 | 66 | 59 | 70 | 62 | 60 | 71 | 31 | 81 | 90 | 7 | 768 |
| G Fochive | 85 | | | 74 | 89 | 45 | | | | | | | | 90 | | 120 | | | | 74 | | 577 |
| D Valeri | | | | | | | | | 39 | 71 | 83 | 24 | | | | 60 | 19 | 69 | 65 | 28 | 90 | 548 |
| N Papatatto | | | | | | | | | | | | | 90 | | | 120 | 90 | | 90 | | 90 | 480 |
| W Johnson | | | | | | | | | | | | 83 | | 90 | | 90 | 90 | 90 | | | 90 | 443 |
| I Yartey | | | | | | 73 | 90 | 51 | 10 | | | | | 3 | | | | | | | | 227 |
| T Peay | | | | | | | | | | | | | | | | 84 | 5 | | | 90 | | 179 |
| M Nanchoff | 5 | | | | | | | | | | | | | | | | | 16 | | 16 | | 37 |
| Jeanderson | | | 1 | | | | 1 | | | | | | | | | | | | | | | 2 |
| A Kwarasaey | 90 | 90 | 90 | 90 | 90 | 90 | 90 | 90 | 90 | 90 | 90 | 90 | 90 | 90 | 90 | 120 | 90 | 90 | 90 | 90 | 90 | 1920 |

SECOND HALF OF THE SEASON

| | 22 | 23 | 24 | 25 | 26 | 27 | 28 | 29 | 30 | 31 | 32 | 33 | 34 | 35 | 36 | 37 | 38 | 39 | 40 | 41 | 42 | |
|-------------|----|----|----|----|----|----|----|----|----|----|----|----|----|----|-----|-----|----|----|----|----|----|------|
| N Borchers | 90 | 90 | 90 | 90 | 90 | 90 | 90 | 90 | 90 | 90 | 90 | 90 | 90 | 90 | 90 | 120 | 90 | 90 | 90 | 90 | 90 | 1920 |
| D Nagbe | | 82 | 77 | 90 | 90 | 81 | 90 | 90 | 90 | 90 | 90 | 90 | 89 | 90 | 86 | 120 | 90 | 90 | 90 | 90 | 90 | 1795 |
| J Villafana | | 90 | 90 | 90 | 90 | 90 | 81 | 82 | 90 | 90 | 90 | 83 | 90 | 90 | 90 | 120 | 90 | 66 | 90 | 90 | 90 | 1782 |
| D Valeri | 90 | 90 | 90 | 90 | 89 | 90 | 90 | 90 | 90 | 90 | 86 | 90 | 84 | 89 | | 120 | 90 | 83 | | 90 | 90 | 1721 |
| L Ridgewell | 90 | 90 | 90 | 90 | 90 | 90 | 90 | | 90 | 90 | 90 | 90 | 90 | 90 | 90 | 120 | 90 | 90 | 60 | | 90 | 1710 |
| A Powell | | 90 | 90 | 45 | 90 | 90 | 90 | | 75 | 90 | 90 | 90 | | 90 | 120 | 90 | 90 | 90 | 90 | 90 | 90 | 1590 |
| F Adi | 90 | 75 | 19 | 65 | 85 | | 34 | 90 | 72 | 35 | 74 | 90 | 90 | 82 | 90 | 104 | 70 | 90 | 84 | 84 | 89 | 1512 |
| D Chara | | 90 | 90 | 90 | 90 | 90 | 89 | | 90 | 90 | 90 | 90 | 90 | 49 | | | 90 | 90 | 90 | 90 | 90 | 1398 |
| R Wallace | 72 | | 63 | 79 | 67 | 90 | 56 | | | 80 | 61 | 90 | 90 | 90 | 90 | 98 | 90 | 79 | | 89 | 89 | 1283 |
| L Melano | | | 27 | 25 | 23 | 64 | 90 | 82 | 82 | 90 | 16 | 29 | 62 | 71 | 63 | 84 | 60 | 11 | 89 | 1 | 58 | 1027 |
| J Jewsbury | 82 | | 90 | | 1 | 4 | | 90 | 90 | | 90 | 73 | | | 41 | 120 | 90 | 7 | 90 | 22 | 1 | 891 |
| W Johnson | 90 | 90 | | 90 | 90 | 86 | 90 | | | 65 | | | | | | | | | 1 | | | 602 |
| D Asprilla | 18 | 66 | | | 5 | 9 | 9 | 13 | 18 | 15 | 10 | 11 | | | 27 | 22 | 30 | 90 | 90 | 68 | 32 | 533 |
| G Fochive | | | | | | | | 77 | 82 | | 4 | | 28 | 19 | 90 | 36 | | | | | | 336 |
| T Peay | 90 | | | 45 | | | | | 90 | | | | | 90 | | | | | | | | 315 |
| M Urruti | 8 | 15 | 71 | 11 | | 26 | | 8 | 8 | 55 | | 7 | 6 | 8 | 4 | 16 | 20 | | 6 | 6 | 1 | 276 |
| N Papatatto | | | | | | | | | 90 | | | | | | 1 | | | 24 | 30 | 90 | | 235 |
| G Fernandez | 90 | 8 | 13 | | | | | | | | | | | | | | | | | | | 111 |
| Jeanderson | 90 | | | | | | | | | | | | | | | | | | | | | 90 |
| R Wallace | | 24 | | | | | | 8 | 8 | 25 | | | | | | | | | | | | 65 |
| M Nanchoff | | | | | | | | | | | | | 1 | | | | | | | | | 1 |
| A Kwarasaey | | 90 | 90 | 90 | 90 | 90 | 90 | 90 | 90 | 90 | 90 | 90 | 90 | 90 | 90 | 120 | | 90 | 90 | 90 | 90 | 1830 |
| A Weber | 90 | | | | | | | | | | | | | | | | | | | | | 90 |
| J Gleeson | | | | | | | | | | | | | | | | | 90 | | | | | 90 |

CAUTIONS LOG

| | 1 | 2 | 3 | 4 | 5 | 6 | 7 | 8 | 9 | 10 | 11 | 12 | 13 | YC | RC | 2YC | MLS | USO |
|-------------|------|------|------|------|------|------|------|------|------|------|------|------|----|----|----|-----|-----|-----|
| D Chara | Y-3 | Y-6 | Y-11 | Y-12 | Y-13 | Y-17 | Y-23 | R-28 | Y-32 | Y-39 | Y-40 | Y-41 | | 11 | 1 | 0 | 8/1 | |
| A Powell | Y-1 | Y-4 | Y-6 | Y-7 | Y-11 | Y-34 | Y-36 | Y-37 | Y-42 | | | | | 9 | 0 | 0 | 7/0 | |
| L Ridgewell | Y-1 | Y-5 | Y-8 | R-18 | Y-23 | Y-27 | Y-29 | | | | | | | 6 | 1 | 0 | 6/1 | |
| D Valeri | Y-19 | Y-22 | Y-29 | Y-33 | Y-37 | Y-42 | | | | | | | | 6 | 0 | 0 | 4/0 | |
| L Melano | Y-26 | Y-30 | Y-31 | Y-36 | Y-38 | | | | | | | | | 5 | 0 | 0 | 4/0 | |
| M Urruti | Y-6 | Y-15 | Y-16 | Y-34 | | | | | | | | | | 4 | 0 | 0 | 3/0 | 1/0 |
| R Wallace | Y-9 | Y-15 | Y-23 | Y-37 | | | | | | | | | | 4 | 0 | 0 | 3/0 | |
| J Villafana | Y-8 | Y-15 | Y-35 | Y-40 | | | | | | | | | | 4 | 0 | 0 | 3/0 | |
| J Jewsbury | Y-11 | Y-14 | Y-16 | | | | | | | | | | | 3 | 0 | 0 | 2/0 | 1/0 |
| G Fochive | Y-32 | Y-34 | Y-37 | | | | | | | | | | | 3 | 0 | 0 | 2/0 | |
| F Adi | Y-11 | Y-33 | Y-39 | | | | | | | | | | | 3 | 0 | 0 | 2/0 | |
| N Paparatto | Y-13 | Y-16 | | | | | | | | | | | | 2 | 0 | 0 | 1/0 | 1/0 |
| W Johnson | Y-23 | R-23 | | | | | | | | | | | | 1 | 1 | 0 | 1/1 | |
| D Asprilla | Y-29 | | | | | | | | | | | | | 1 | 0 | 0 | 1/0 | |
| A Kwarasey | Y-32 | | | | | | | | | | | | | 1 | 0 | 0 | 1/0 | |

POSITION CHART

| Name | Forward | | Midfield | | Defense | | Starter | Substitute | | MP | Min | |
|--------------------|---------|------|----------|------|---------|------|---------|------------|----|-----|-----|------|
| Fanendo Adi | 30 | 2552 | | | | | 30 | 2552 | 11 | 235 | 41 | 2787 |
| Maximiliano Urruti | 13 | 994 | | | | | 13 | 994 | 24 | 250 | 37 | 1244 |
| Rodney Wallace | 6 | 535 | 23 | 1802 | 1 | 90 | 30 | 2427 | 9 | 201 | 39 | 2628 |
| Lucas Melano | 6 | 429 | 6 | 466 | | | 12 | 895 | 7 | 132 | 19 | 1027 |
| Dairon Asprilla | 2 | 158 | 12 | 877 | | | 14 | 1035 | 19 | 376 | 33 | 1411 |
| Darlington Nagbe | | | 40 | 3522 | | | 40 | 3522 | | | 40 | 3522 |
| Diego Chara | | | 32 | 2838 | | | 32 | 2838 | | | 32 | 2838 |
| Diego Valeri | | | 26 | 2183 | | | 26 | 2183 | 3 | 86 | 29 | 2269 |
| Jack Jewsbury | | | 23 | 2105 | | | 23 | 2105 | 11 | 150 | 34 | 2255 |
| Will Johnson | | | 12 | 1044 | | | 12 | 1044 | 1 | 1 | 13 | 1045 |
| George Fochive | | | 10 | 826 | | | 10 | 826 | 4 | 87 | 14 | 913 |
| Gaston Fernandez | | | 7 | 523 | | | 7 | 523 | 16 | 356 | 23 | 879 |
| Ishmael Yartey | | | 3 | 214 | | | 3 | 214 | 2 | 13 | 5 | 227 |
| Taylor Peay | | | 1 | 90 | 3 | 270 | 4 | 360 | 3 | 134 | 7 | 494 |
| Jorge Villafana | | | | | 41 | 3681 | 41 | 3681 | | | 41 | 3681 |
| Nat Borchers | | | | | 39 | 3570 | 39 | 3570 | | | 39 | 3570 |
| Liam Ridgewell | | | | | 38 | 3407 | 38 | 3407 | | | 38 | 3407 |
| Alvas Powell | | | | | 38 | 3330 | 38 | 3330 | | | 38 | 3330 |
| Norberto Paparatto | | | | | 7 | 660 | 7 | 660 | 3 | 55 | 10 | 715 |
| Jeanderson | | | | | 1 | 90 | 1 | 90 | 2 | 2 | 3 | 92 |
| Michael Nanchoff | | | | | | | | | 5 | 46 | 5 | 46 |

First Team

| | |
|----|------------------|
| F | Fanendo Adi |
| M | Rodney Wallace |
| M | Darlington Nagbe |
| M | Diego Chara |
| M | Diego Valeri |
| M | Jack Jewsbury |
| D | Jorge Villafana |
| D | Nat Borchers |
| D | Liam Ridgewell |
| D | Alvas Powell |
| GK | Adam Kwarasey |

Second Team

| | |
|-----|--------------------|
| F | Maximiliano Urruti |
| F/M | Lucas Melano |
| M | Dairon Asprilla |
| M | Will Johnson |
| M | George Fochive |
| M | Gaston Fernandez |
| D | Ishmael Yartey |
| D | Taylor Peay |
| D | Jeanderson |
| D | Michael Nanchoff |
| GK | Andrew Weber |

ALL COMPETITIONS PLAYER STATISTICS

| Player | Pos | MP | Sts | Min | Gls | Ast | PK | YC | RC | Sh | SoT | Fls | Fld | Crs | Tkl | Int |
|--------------------|-----|----|-----|------|-----|-----|-----|----|----|-----|-----|-----|-----|-----|-----|-----|
| Fanendo Adi | FW | 41 | 30 | 2790 | 18 | 3 | 3-3 | 2 | 0 | 101 | 43 | 59 | 56 | 0 | 11 | 2 |
| Darlington Nagbe | MF | 40 | 40 | 3522 | 5 | 7 | 0-0 | 0 | 0 | 53 | 35 | 20 | 88 | 16 | 43 | 28 |
| Diego Chará | MF | 32 | 32 | 2839 | 3 | 0 | 0-0 | 10 | 1 | 20 | 14 | 64 | 49 | 6 | 106 | 71 |
| Rodney Wallace | MF | 39 | 30 | 2630 | 4 | 7 | 0-0 | 5 | 0 | 53 | 16 | 47 | 22 | 26 | 40 | 43 |
| Jack Jewsbury | MF | 34 | 23 | 2260 | 3 | 0 | 0-0 | 3 | 0 | 20 | 8 | 13 | 16 | 17 | 30 | 55 |
| Diego Valeri | MF | 29 | 26 | 2270 | 4 | 11 | 0-0 | 7 | 0 | 78 | 34 | 41 | 32 | 70 | 25 | 14 |
| Jorge Villafaña | DF | 41 | 41 | 3681 | 1 | 4 | 0-0 | 4 | 0 | 24 | 16 | 26 | 34 | 31 | 84 | 80 |
| Liam Ridgewell | DF | 38 | 38 | 3409 | 1 | 0 | 0-0 | 7 | 1 | 20 | 11 | 22 | 28 | 2 | 22 | 71 |
| Nat Borchers | DF | 39 | 39 | 3570 | 4 | 0 | 0-0 | 0 | 0 | 18 | 9 | 18 | 9 | 0 | 17 | 91 |
| Alvas Powell | DF | 38 | 38 | 3330 | 0 | 1 | 0-0 | 8 | 0 | 26 | 8 | 32 | 40 | 19 | 134 | 129 |
| Maximiliano Urruti | FW | 37 | 13 | 1241 | 6 | 2 | 0-0 | 4 | 0 | 41 | 16 | 26 | 21 | 1 | 17 | 4 |
| Will Johnson | MF | 13 | 12 | 1044 | 0 | 0 | 0-0 | 1 | 1 | 15 | 2 | 10 | 7 | 16 | 21 | 18 |
| Dairon Asprilla | MF | 33 | 14 | 1409 | 2 | 4 | 0-0 | 2 | 0 | 33 | 10 | 34 | 12 | 9 | 31 | 21 |
| Gastón Fernández | MF | 23 | 7 | 880 | 2 | 1 | 1-1 | 0 | 0 | 25 | 6 | 12 | 19 | 2 | 13 | 2 |
| Lucas Melano | F/M | 19 | 12 | 1029 | 2 | 4 | 0-0 | 5 | 0 | 30 | 12 | 26 | 22 | 7 | 13 | 15 |
| George Fochive | MF | 14 | 10 | 912 | 0 | 1 | 0-0 | 3 | 0 | 13 | 1 | 22 | 14 | 2 | 21 | 16 |
| Norberto Paparatto | DF | 10 | 7 | 713 | 0 | 0 | 0-0 | 2 | 0 | 6 | 2 | 8 | 8 | 0 | 10 | 30 |
| Taylor Peay | DF | 7 | 4 | 494 | 0 | 0 | 0-0 | 0 | 0 | 2 | 1 | 2 | 0 | 2 | 12 | 11 |
| Ishmael Yartey | MF | 5 | 3 | 227 | 0 | 0 | 0-0 | 0 | 0 | 5 | 2 | 6 | 0 | 2 | 6 | 2 |
| Jeanderson | DF | 3 | 1 | 92 | 0 | 0 | 0-0 | 0 | 0 | 0 | 0 | 2 | 0 | 3 | 3 | 5 |
| Michael Nanchoff | MF | 5 | 0 | 46 | 0 | 0 | 0-0 | 0 | 0 | 1 | 1 | 1 | 1 | 3 | 2 | 0 |
| Adam Kwarasey | GK | 40 | 40 | 3660 | 0 | 0 | 0-0 | 1 | 0 | 0 | 1 | 0 | 0 | 0 | 1 | 1 |
| Andrew Weber | GK | 1 | 1 | 90 | 0 | 0 | 0-0 | 0 | 0 | 0 | 0 | 0 | 0 | 0 | 0 | 0 |
| Jake Gleeson | GK | 1 | 1 | 90 | 0 | 0 | 0-0 | 0 | 0 | 0 | 0 | 0 | 0 | 0 | 0 | 0 |

GOALKEEPING

| Player | MP | Sts | Min | GA | SOT | Sv | GAA | Sv% | W | D | L | CS | CS% | PK |
|---------------|----|-----|------|----|-----|----|------|-------|----|----|----|----|-------|-----|
| Adam Kwarasey | 40 | 40 | 3660 | 45 | 141 | 92 | 1.11 | .652 | 19 | 10 | 11 | 14 | .350 | 0-4 |
| Andrew Weber | 1 | 1 | 90 | 3 | 7 | 4 | 3.00 | .571 | 0 | 0 | 1 | 0 | .000 | 0-0 |
| Jake Gleeson | 1 | 1 | 90 | 0 | 3 | 3 | 0.00 | 1.000 | 0 | 1 | 0 | 1 | 1.000 | 0-0 |

US OPEN CUP PLAYER STATISTICS

| Player | Pos | MP | Sts | Min | Gls | Ast | PK | YC | RC | Sh | SoT | Fls | Fld | Crs | Tkl | Int |
|---------------------|-----|----|-----|-----|-----|-----|-----|----|----|----|-----|-----|-----|-----|-----|-----|
| Fanendo Adi | FW | 2 | 1 | 104 | 0 | 0 | 0-0 | 0 | 0 | - | - | - | - | - | - | - |
| Rodney Wallace | MF | 2 | 2 | 210 | 1 | 0 | 0-0 | 0 | 0 | - | - | - | - | - | - | - |
| Jack Jewsbury | MF | 2 | 2 | 210 | 0 | 0 | 0-0 | 1 | 0 | - | - | - | - | - | - | - |
| George Fochive | MF | 2 | 2 | 194 | 0 | 0 | 0-0 | 0 | 0 | - | - | - | - | - | - | - |
| Taylor Peay | MF | 2 | 1 | 174 | 0 | 0 | 0-0 | 0 | 0 | - | - | - | - | - | - | - |
| Gastón Fernández | MF | 2 | 1 | 150 | 0 | 0 | 0-0 | 0 | 0 | - | - | - | - | - | - | - |
| Jorge Villafaña | DF | 2 | 2 | 210 | 0 | 0 | 0-0 | 0 | 0 | - | - | - | - | - | - | - |
| Nat Borchers | DF | 2 | 2 | 210 | 0 | 0 | 0-0 | 0 | 0 | - | - | - | - | - | - | - |
| Norberto Papparatto | DF | 1 | 1 | 120 | 0 | 0 | 0-0 | 1 | 0 | - | - | - | - | - | - | - |
| Liam Ridgewell | DF | 1 | 1 | 90 | 0 | 0 | 0-0 | 0 | 0 | - | - | - | - | - | - | - |
| Darlington Nagbe | MF | 1 | 1 | 120 | 0 | 0 | 0-0 | 0 | 0 | - | - | - | - | - | - | - |
| Maximiliano Urruti | FW | 2 | 1 | 106 | 1 | 0 | 0-0 | 1 | 0 | - | - | - | - | - | - | - |
| Diego Valeri | MF | 2 | 1 | 88 | 1 | 0 | 0-0 | 0 | 0 | - | - | - | - | - | - | - |
| Dairon Asprilla | MF | 1 | 1 | 62 | 0 | 0 | 0-0 | 0 | 0 | - | - | - | - | - | - | - |
| Alvas Powell | DF | 1 | 1 | 36 | 0 | 0 | 0-0 | 0 | 0 | - | - | - | - | - | - | - |
| Michael Nanchoff | MF | 1 | 0 | 16 | 0 | 0 | 0-0 | 0 | 0 | - | - | - | - | - | - | - |
| Adam Kwarasey | GK | 2 | 2 | 210 | 0 | 0 | 0-0 | 0 | 0 | - | - | - | - | - | - | - |

GOALKEEPING

| Player | MP | Sts | Min | GA | SOT | Sv | GAA | Sv% | W | D | L | CS | CS% | PK |
|---------------|----|-----|-----|----|-----|----|------|------|---|---|---|----|------|-----|
| Adam Kwarasey | 2 | 2 | 210 | 3 | 7 | 4 | 1.50 | .571 | 1 | 0 | 1 | 0 | .000 | 0-0 |

MLS REGULAR SEASON PLAYER STATISTICS

| Player | Pos | MP | Sts | Min | Gls | Ast | PK | YC | RC | Sh | SoT | Fls | Fld | Crs | Tkl | Int |
|--------------------|-----|----|-----|-------|-----|-----|-----|----|----|----|-----|-----|-----|-----|-----|-----|
| Fanendo Adi | FW | 33 | 23 | 2,161 | 16 | 2 | 3-3 | 2 | 0 | 85 | 36 | 49 | 50 | 0 | 7 | 2 |
| Darlington Nagbe | MF | 33 | 33 | 2,832 | 5 | 5 | 0-1 | 0 | 0 | 50 | 16 | 11 | 87 | 10 | 25 | 21 |
| Diego Chará | MF | 28 | 28 | 2,479 | 2 | 0 | 0-0 | 8 | 1 | 11 | 7 | 63 | 48 | 6 | 86 | 63 |
| Rodney Wallace | MF | 32 | 23 | 1,973 | 1 | 6 | 0-0 | 3 | 0 | 40 | 12 | 37 | 18 | 21 | 34 | 36 |
| Jack Jewsbury | MF | 26 | 18 | 1,722 | 3 | 0 | 0-0 | 2 | 0 | 18 | 7 | 12 | 16 | 17 | 23 | 46 |
| Diego Valeri | MF | 22 | 20 | 1,708 | 2 | 7 | 0-0 | 4 | 0 | 67 | 22 | 30 | 25 | 56 | 18 | 7 |
| Jorge Villafaña | DF | 33 | 33 | 2,924 | 1 | 4 | 0-0 | 3 | 0 | 15 | 7 | 26 | 34 | 28 | 61 | 58 |
| Liam Ridgewell | DF | 32 | 32 | 2,868 | 0 | 0 | 0-0 | 6 | 1 | 12 | 2 | 19 | 25 | 2 | 20 | 57 |
| Nat Borchers | DF | 31 | 31 | 2,790 | 3 | 0 | 0-0 | 0 | 0 | 15 | 8 | 13 | 6 | 0 | 13 | 68 |
| Alvas Powell | DF | 31 | 31 | 2,724 | 0 | 1 | 0-0 | 7 | 0 | 18 | 4 | 30 | 40 | 18 | 117 | 98 |
| Maximiliano Urruti | FW | 30 | 12 | 1,090 | 4 | 2 | 0-0 | 3 | 0 | 39 | 15 | 22 | 18 | 1 | 17 | 4 |
| Will Johnson | MF | 12 | 12 | 1,043 | 0 | 0 | 0-0 | 1 | 1 | 15 | 2 | 10 | 7 | 16 | 21 | 18 |
| Dairon Asprilla | MF | 26 | 10 | 1,017 | 1 | 1 | 0-0 | 1 | 0 | 27 | 6 | 27 | 9 | 7 | 26 | 18 |
| Gastón Fernández | MF | 21 | 6 | 730 | 2 | 1 | 1-1 | 0 | 0 | 25 | 6 | 12 | 19 | 2 | 13 | 2 |
| Lucas Melano | F/M | 13 | 8 | 724 | 1 | 3 | 0-0 | 4 | 0 | 27 | 10 | 18 | 19 | 6 | 7 | 6 |
| George Fochive | MF | 11 | 8 | 683 | 0 | 1 | 0-0 | 2 | 0 | 9 | 1 | 22 | 14 | 2 | 21 | 16 |
| Norberto Paparatto | DF | 6 | 5 | 451 | 0 | 0 | 0-0 | 1 | 0 | 5 | 1 | 7 | 7 | 0 | 8 | 23 |
| Taylor Peay | DF | 5 | 3 | 320 | 0 | 0 | 0-0 | 0 | 0 | 2 | 1 | 2 | 0 | 2 | 12 | 11 |
| Ishmael Yartey | MF | 5 | 3 | 227 | 0 | 0 | 0-0 | 0 | 0 | 5 | 2 | 6 | 0 | 2 | 6 | 2 |
| Jeanderson | DF | 3 | 1 | 92 | 0 | 0 | 0-0 | 0 | 0 | 0 | 0 | 2 | 0 | 3 | 3 | 5 |
| Michael Nanchoff | MF | 4 | 0 | 30 | 0 | 0 | 0-0 | 0 | 0 | 1 | 1 | 1 | 1 | 3 | 2 | 0 |
| Adam Kwarasey | GK | 33 | 33 | 2,970 | 0 | 0 | 0-0 | 1 | 0 | 0 | 0 | 0 | 0 | 0 | 1 | 0 |
| Andrew Weber | GK | 1 | 1 | 90 | 0 | 0 | 0-0 | 0 | 0 | 0 | 0 | 0 | 0 | 0 | 0 | 0 |

GOALKEEPING

| Player | MP | Sts | Min | GA | SOT | Sv | GAA | Sv% | W | D | L | CS | CS% | PK |
|---------------|----|-----|------|----|-----|----|------|------|----|---|----|----|------|-----|
| Adam Kwarasey | 33 | 33 | 2970 | 36 | 120 | 80 | 1.09 | .667 | 15 | 8 | 10 | 13 | .394 | 0-4 |
| Andrew Weber | 1 | 1 | 90 | 3 | 7 | 4 | 3.00 | .571 | 0 | 0 | 1 | 0 | .000 | 0-0 |

MLS CUP PLAYOFFS PLAYER STATISTICS

| Player | Pos | MP | Sts | Min | Gls | Ast | PK | YC | RC | Sh | SoT | Fls | Fld | Crs | Tkl | Int |
|--------------------|-----|----|-----|-----|-----|-----|-----|----|----|----|-----|-----|-----|-----|-----|-----|
| Fanendo Adi | FW | 6 | 6 | 525 | 2 | 1 | 0-0 | 0 | 0 | 16 | 7 | 10 | 6 | 0 | 4 | 0 |
| Rodney Wallace | FW | 5 | 5 | 447 | 2 | 1 | 0-0 | 2 | 0 | 13 | 4 | 10 | 4 | 5 | 6 | 7 |
| Darlington Nagbe | MF | 6 | 6 | 570 | 0 | 2 | 0-0 | 0 | 0 | 3 | 19 | 9 | 1 | 6 | 18 | 7 |
| Diego Valeri | MF | 5 | 5 | 474 | 1 | 4 | 0-0 | 3 | 0 | 11 | 12 | 11 | 7 | 14 | 7 | 7 |
| Diego Chara | MF | 4 | 4 | 360 | 1 | 0 | 0-0 | 2 | 0 | 9 | 7 | 1 | 1 | 0 | 20 | 8 |
| Dairon Asprilla | MF | 6 | 3 | 330 | 1 | 3 | 0-0 | 1 | 0 | 6 | 4 | 7 | 3 | 2 | 5 | 3 |
| Nat Borchers | DF | 6 | 6 | 570 | 1 | 0 | 0-0 | 0 | 0 | 3 | 1 | 5 | 3 | 0 | 4 | 23 |
| Alvas Powell | DF | 6 | 6 | 570 | 0 | 0 | 0-0 | 1 | 0 | 8 | 4 | 2 | 0 | 1 | 17 | 31 |
| Jorge Villafaña | DF | 6 | 6 | 547 | 0 | 0 | 0-0 | 1 | 0 | 9 | 9 | 0 | 0 | 3 | 23 | 22 |
| Liam Ridgewell | DF | 5 | 5 | 451 | 1 | 0 | 0-0 | 1 | 0 | 8 | 9 | 3 | 3 | 0 | 2 | 14 |
| Jack Jewsbury | MF | 6 | 3 | 328 | 0 | 0 | 0-0 | 0 | 0 | 2 | 1 | 1 | 0 | 0 | 7 | 9 |
| Lucas Melano | MF | 6 | 4 | 305 | 1 | 1 | 0-0 | 1 | 0 | 3 | 2 | 8 | 3 | 1 | 6 | 9 |
| Norberto Paparatto | DF | 3 | 1 | 142 | 0 | 0 | 0-0 | 0 | 0 | 1 | 1 | 1 | 1 | 0 | 2 | 7 |
| Maximiliano Urruti | MF | 5 | 0 | 45 | 1 | 0 | 0-0 | 0 | 0 | 2 | 1 | 4 | 3 | 0 | 0 | 0 |
| George Fochive | MF | 1 | 0 | 35 | 0 | 0 | 0-0 | 1 | 0 | 4 | 0 | 0 | 0 | 0 | 0 | 0 |
| Will Johnson | MF | 1 | 0 | 1 | 0 | 0 | 0-0 | 0 | 0 | 0 | 0 | 0 | 0 | 0 | 0 | 0 |
| Adam Kwarasey | GK | 5 | 5 | 480 | 0 | 0 | 00 | 0 | 0 | 0 | 1 | 0 | 0 | 0 | 0 | 1 |
| Jake Gleeson | GK | 1 | 1 | 90 | 0 | 0 | 0-0 | 0 | 0 | 0 | 0 | 0 | 0 | 0 | 0 | 0 |

GOALKEEPING

| Player | MP | Sts | Min | GA | SOT | Sv | GAA | Sv% | W | D | L | CS | CS% | PK |
|---------------|----|-----|-----|----|-----|----|------|-------|---|---|---|----|-------|-----|
| Adam Kwarasey | 5 | 5 | 480 | 6 | 14 | 8 | 1.13 | .571 | 3 | 2 | 0 | 1 | .200 | 0-0 |
| Jake Gleeson | 1 | 1 | 90 | 0 | 3 | 3 | 0.00 | 1.000 | 0 | 1 | 0 | 1 | 1.000 | 0-0 |

PORTLAND 0, REAL SALT LAKE 0 (DRAW)

March 7, 2015 at Providence Park in Portland, Oregon

| | | | | |
|----------------|---|---|---|---|
| Real Salt Lake | 0 | 0 | - | 0 |
| Portland | 0 | 0 | - | 0 |

SCORING

None

CAUTIONS

RSL - Mansally 27'
 POR - Powell 32'
 RSL - Gil 45+1'
 RSL - Schuler 48'
 POR - Ridgewell 57'

| | RSL | POR |
|-----------------|-----|-----|
| Possession | 47% | 53% |
| Shots | 18 | 9 |
| Shots on Target | 6 | 2 |
| Saves | 2 | 5 |
| Fouls | 19 | 22 |
| Offsides | 0 | 0 |
| Corner Kicks | 11 | 0 |

| Portland Timbers | Pos | Min | Gls | Ast | Sh | SoT | YC | RC |
|--------------------|-----|------------|----------|----------|-----------|----------|----------|----------|
| Fanendo Adi | FW | 81 | 0 | 0 | 2 | 1 | 0 | 0 |
| Maximiliano Urruti | FW | 9 | 0 | 0 | 1 | 0 | 0 | 0 |
| Rodney Wallace | MF | 90 | 0 | 0 | 4 | 4 | 0 | 0 |
| Dairon Asprilla | MF | 61 | 0 | 0 | 1 | 0 | 0 | 0 |
| Gastón Fernández | FW | 29 | 0 | 0 | 1 | 0 | 0 | 0 |
| Darlington Nagbe | MF | 90 | 0 | 0 | 3 | 0 | 0 | 0 |
| George Fochive | MF | 85 | 0 | 0 | 2 | 0 | 0 | 0 |
| Michael Nanchoff | MF | 5 | 0 | 0 | 1 | 1 | 0 | 0 |
| Jack Jewsbury | MF | 90 | 0 | 0 | 2 | 0 | 0 | 0 |
| Jorge Villafaña | DF | 90 | 0 | 0 | 1 | 0 | 0 | 0 |
| Liam Ridgewell | DF | 90 | 0 | 0 | 0 | 0 | 1 | 0 |
| Nat Borchers | DF | 90 | 0 | 0 | 0 | 0 | 0 | 0 |
| Alvas Powell | DF | 90 | 0 | 0 | 0 | 0 | 1 | 0 |
| Adam Kwarasey | GK | 90 | 0 | 0 | 0 | 0 | 0 | 0 |
| 14 Players | | 990 | 0 | 0 | 18 | 6 | 2 | 0 |

| Player | Min | SoTA | GA | Saves | Save% |
|---------------|-----|------|----|-------|-------|
| Adam Kwarasey | 90 | 2 | 0 | 2 | 100.0 |

| Real Salt Lake | Pos | Min | Gls | Ast | Sh | SoT | YC | RC |
|-------------------|-----|------------|----------|----------|----------|----------|----------|----------|
| Álvaro Saborío | FW | 90 | 0 | 0 | 3 | 0 | 0 | 0 |
| Olmes García | FW | 81 | 0 | 0 | 3 | 0 | 0 | 0 |
| Jordan Allen | MF | 9 | 0 | 0 | 0 | 0 | 0 | 0 |
| Sebastián Jaime | MF | 63 | 0 | 0 | 0 | 0 | 0 | 0 |
| Luke Mulholland | MF | 27 | 0 | 0 | 0 | 0 | 0 | 0 |
| Luis Gil | MF | 87 | 0 | 0 | 2 | 1 | 1 | 0 |
| Devon Sandoval | FW | 3 | 0 | 0 | 0 | 0 | 0 | 0 |
| Kyle Beckerman | MF | 90 | 0 | 0 | 0 | 0 | 0 | 0 |
| Javier Morales | MF | 90 | 0 | 0 | 1 | 1 | 0 | 0 |
| Abdoulie Mansally | DF | 90 | 0 | 0 | 0 | 0 | 1 | 0 |
| Chris Schuler | DF | 90 | 0 | 0 | 0 | 0 | 1 | 0 |
| Jámison Olave | DF | 90 | 0 | 0 | 0 | 0 | 0 | 0 |
| Tony Beltran | DF | 90 | 0 | 0 | 0 | 0 | 0 | 0 |
| Nick Rimando | GK | 90 | 0 | 0 | 0 | 0 | 0 | 0 |
| 14 Players | | 990 | 0 | 0 | 9 | 2 | 3 | 0 |

| Player | Min | SoTA | GA | Saves | Save% |
|--------------|-----|------|----|-------|-------|
| Nick Rimando | 90 | 5 | 0 | 5 | 100.0 |

PORTLAND 2, LOS ANGELES 2 (DRAW)

March 15, 2015 at Providence Park in Portland, Oregon

| | | | | |
|-------------|---|---|---|---|
| Los Angeles | 0 | 2 | - | 2 |
| Portland | 1 | 1 | - | 2 |

SCORING

POR - Adi (Wallace) 31'
 LA - Zardes (Villarreal) 65'
 POR - Adi (Nagbe) 90'
 LA - Gordon (Ishizaki) 90+2'

CAUTIONS

LA - Vayrynen 79'
 LA - Gargan 88'

| | POR | LA |
|-----------------|-----|-----|
| Possession | 45% | 55% |
| Shots | 8 | 13 |
| Shots on Target | 4 | 4 |
| Saves | 2 | 2 |
| Fouls | 10 | 15 |
| Offsides | 3 | 1 |
| Corner Kicks | 4 | 6 |

| Portland Timbers | Pos | Min | Gls | Ast | Sh | SoT | YC | RC |
|--------------------|-----|------------|----------|----------|----------|----------|----------|----------|
| Fanendo Adi | FW | 90 | 2 | 0 | 3 | 2 | 0 | 0 |
| Rodney Wallace | MF | 81 | 0 | 1 | 2 | 1 | 0 | 0 |
| Maximiliano Urruti | FW | 9 | 0 | 0 | 1 | 0 | 0 | 0 |
| Dairon Asprilla | MF | 55 | 0 | 0 | 0 | 0 | 0 | 0 |
| Gastón Fernández | FW | 35 | 0 | 0 | 1 | 0 | 0 | 0 |
| Darlington Nagbe | MF | 90 | 0 | 1 | 0 | 0 | 0 | 0 |
| Jack Jewsbury | MF | 90 | 0 | 0 | 1 | 1 | 0 | 0 |
| Diego Chará | MF | 90 | 0 | 0 | 0 | 0 | 0 | 0 |
| Jorge Villafaña | DF | 90 | 0 | 0 | 0 | 0 | 0 | 0 |
| Liam Ridgewell | DF | 90 | 0 | 0 | 0 | 0 | 0 | 0 |
| Nat Borchers | DF | 90 | 0 | 0 | 0 | 0 | 0 | 0 |
| Alvas Powell | DF | 90 | 0 | 0 | 0 | 0 | 0 | 0 |
| Adam Kwarasey | GK | 90 | 0 | 0 | 0 | 0 | 0 | 0 |
| 13 Players | | 990 | 2 | 2 | 8 | 4 | 0 | 0 |

| Player | Min | SoTA | GA | Saves | Save% |
|---------------|-----|------|----|-------|-------|
| Adam Kwarasey | 90 | 4 | 2 | 2 | 50.0 |

| LA Galaxy | Pos | Min | Gls | Ast | Sh | SoT | YC | RC |
|-------------------|-----|------------|----------|----------|-----------|----------|----------|----------|
| Gyasi Zardes | FW | 90 | 1 | 0 | 3 | 1 | 0 | 0 |
| Robbie Keane | FW | 90 | 0 | 0 | 2 | 0 | 0 | 0 |
| Jose Villarreal | MF | 75 | 0 | 1 | 0 | 0 | 0 | 0 |
| Alan Gordon | FW | 15 | 1 | 0 | 1 | 1 | 0 | 0 |
| Baggio Husidić | MF | 61 | 0 | 0 | 1 | 0 | 0 | 0 |
| Mika Väyrynen | MF | 29 | 0 | 0 | 1 | 0 | 1 | 0 |
| Vitor Junior | MF | 90 | 0 | 0 | 1 | 0 | 0 | 0 |
| Stefan Ishizaki | MF | 90 | 0 | 1 | 1 | 1 | 0 | 0 |
| Robbie Rogers | DF | 86 | 0 | 0 | 0 | 0 | 0 | 0 |
| Todd Dunivant | DF | 4 | 0 | 0 | 0 | 0 | 0 | 0 |
| Leonardo | DF | 90 | 0 | 0 | 0 | 0 | 0 | 0 |
| Omar Gonzalez | DF | 90 | 0 | 0 | 3 | 1 | 0 | 0 |
| Dan Gargan | DF | 90 | 0 | 0 | 0 | 0 | 1 | 0 |
| Brian Rowe | GK | 90 | 0 | 0 | 0 | 0 | 0 | 0 |
| 14 Players | | 990 | 2 | 2 | 13 | 4 | 2 | 0 |

| Player | Min | SoTA | GA | Saves | Save% |
|------------|-----|------|----|-------|-------|
| Brian Rowe | 90 | 4 | 2 | 2 | 50.0 |

SPORTING KC 0, PORTLAND 0 (DRAW)

March 21, 2015 at Sporting Park in Kansas City, Kansas

| | | | | |
|-------------|---|---|---|---|
| Portland | 0 | 0 | - | 0 |
| Sporting KC | 0 | 0 | - | 0 |

SCORING

None

CAUTIONS

POR - Chara 72'

SKC - Feihaber 82'

| | SKC | POR |
|-----------------|-----|-----|
| Possession | 50% | 50% |
| Shots | 16 | 7 |
| Shots on Target | 2 | 3 |
| Saves | 0 | 2 |
| Fouls | 13 | 12 |
| Offsides | 0 | 3 |
| Corner Kicks | 6 | 4 |

| Sporting KC | Pos | Min | Gls | Ast | Sh | SoT | YC | RC |
|--------------------------|-----------|------------|----------|----------|-----------|----------|----------|----------|
| Dom Dwyer | FW | 90 | 0 | 0 | 2 | 0 | 0 | 0 |
| Graham Zusi | FW | 90 | 0 | 0 | 1 | 0 | 0 | 0 |
| Jimmy Medranda | MF | 55 | 0 | 0 | 0 | 0 | 0 | 0 |
| Bernardo Añor | MF | 35 | 0 | 0 | 2 | 0 | 0 | 0 |
| Roger Espinoza | MF | 89 | 0 | 0 | 1 | 1 | 0 | 0 |
| Soni Mustivar | MF | 1 | 0 | 0 | 0 | 0 | 0 | 0 |
| Benny Feihaber | MF | 83 | 0 | 0 | 2 | 0 | 1 | 0 |
| Servando Carrasco | MF | 7 | 0 | 0 | 0 | 0 | 0 | 0 |
| Paulo Nagamura | MF | 90 | 0 | 0 | 2 | 1 | 0 | 0 |
| Marcel de Jong | DF | 90 | 0 | 0 | 1 | 0 | 0 | 0 |
| Matt Besler | DF | 90 | 0 | 0 | 0 | 0 | 0 | 0 |
| Ike Opara | DF | 90 | 0 | 0 | 2 | 0 | 0 | 0 |
| Jalil Anibaba | DF | 90 | 0 | 0 | 3 | 0 | 0 | 0 |
| Luis Marín | GK | 90 | 0 | 0 | 0 | 0 | 0 | 0 |
| 14 Players | | 990 | 0 | 0 | 16 | 2 | 1 | 0 |

| Player | Min | SoTA | GA | Saves | Save% |
|------------|-----|------|----|-------|-------|
| Luis Marín | 90 | 0 | 0 | 0 | |

| Portland Timbers | Pos | Min | Gls | Ast | Sh | SoT | YC | RC |
|---------------------------|-----------|------------|----------|----------|----------|----------|----------|----------|
| Fanendo Adi | FW | 75 | 0 | 0 | 1 | 1 | 0 | 0 |
| Maximiliano Urruti | FW | 15 | 0 | 0 | 0 | 0 | 0 | 0 |
| Rodney Wallace | MF | 89 | 0 | 0 | 2 | 1 | 0 | 0 |
| Jeanderson | DF | 1 | 0 | 0 | 0 | 0 | 0 | 0 |
| Dairon Asprilla | MF | 75 | 0 | 0 | 1 | 0 | 0 | 0 |
| Gastón Fernández | MF | 15 | 0 | 0 | 0 | 0 | 0 | 0 |
| Darlington Nagbe | MF | 90 | 0 | 0 | 1 | 0 | 0 | 0 |
| Jack Jewsbury | MF | 90 | 0 | 0 | 0 | 0 | 0 | 0 |
| Diego Chará | MF | 90 | 0 | 0 | 0 | 0 | 1 | 0 |
| Jorge Villafaña | DF | 90 | 0 | 0 | 0 | 0 | 0 | 0 |
| Liam Ridgewell | DF | 90 | 0 | 0 | 0 | 0 | 0 | 0 |
| Nat Borchers | DF | 90 | 0 | 0 | 2 | 1 | 0 | 0 |
| Alvas Powell | DF | 90 | 0 | 0 | 0 | 0 | 0 | 0 |
| Adam Kwarasey | GK | 90 | 0 | 0 | 0 | 0 | 0 | 0 |
| 14 Players | | 990 | 0 | 0 | 7 | 3 | 1 | 0 |

| Player | Min | SoTA | GA | Saves | Save% |
|---------------|-----|------|----|-------|-------|
| Adam Kwarasey | 90 | 2 | 0 | 2 | 100.0 |

VANCOUVER 2, PORTLAND 1

March 28, 2015 at BC Place in Vancouver, British Columbia

| | | | | |
|-----------|---|---|---|---|
| Portland | 0 | 1 | - | 1 |
| Vancouver | 1 | 1 | - | 2 |

SCORING

VAN - Mezquida 15'

POR - Adi 82'

VAN - Earnsahw (Morales) 90+1'

CAUTIONS

VAN - Koffie 12'

POR - Powell 30'

VAN - Beitashour 58'

VAN - Waston 87'

| | VAN | POR |
|-----------------|-----|-----|
| Possession | 34% | 66% |
| Shots | 13 | 15 |
| Shots on Target | 3 | 5 |
| Saves | 4 | 1 |
| Fouls | 15 | 14 |
| Offsides | 1 | 2 |
| Corner Kicks | 0 | 7 |

| Vancouver | Pos | Min | Gls | Ast | Sh | SoT | YC | RC |
|------------------------|-----------|------------|----------|----------|-----------|----------|----------|----------|
| Octavio Rivero | FW | 90 | 0 | 0 | 1 | 0 | 0 | 0 |
| Erik Hurtado | FW | 86 | 0 | 0 | 2 | 1 | 0 | 0 |
| Robert Earnshaw | FW | 4 | 1 | 0 | 1 | 1 | 0 | 0 |
| Nicolás Mezquida | MF | 57 | 1 | 0 | 3 | 1 | 0 | 0 |
| Kianz Froese | MF | 33 | 0 | 0 | 1 | 0 | 0 | 0 |
| Pedro Morales | MF | 90 | 0 | 1 | 5 | 0 | 0 | 0 |
| Matías Laba | MF | 90 | 0 | 0 | 0 | 0 | 0 | 0 |
| Gershon Koffie | MF | 71 | 0 | 0 | 0 | 0 | 1 | 0 |
| Deybi Flores | MF | 19 | 0 | 0 | 0 | 0 | 0 | 0 |
| Sam Adegugbe | DF | 90 | 0 | 0 | 0 | 0 | 0 | 0 |
| Pa-Modou Kah | DF | 90 | 0 | 0 | 0 | 0 | 0 | 0 |
| Kendall Waston | DF | 90 | 0 | 0 | 0 | 0 | 1 | 0 |
| Steven Beitashour | DF | 90 | 0 | 0 | 0 | 0 | 1 | 0 |
| David Ousted | GK | 90 | 0 | 0 | 0 | 0 | 0 | 0 |
| 14 Players | | 990 | 2 | 1 | 13 | 3 | 3 | 0 |

| Player | Min | SoTA | GA | Saves | Save% |
|--------------|-----|------|----|-------|-------|
| David Ousted | 90 | 5 | 1 | 4 | 80.0 |

| Portland Timbers | Pos | Min | Gls | Ast | Sh | SoT | YC | RC |
|-------------------------|-----------|------------|----------|----------|-----------|----------|----------|----------|
| Fanendo Adi | FW | 90 | 1 | 0 | 3 | 2 | 0 | 0 |
| Maximiliano Urruti | FW | 64 | 0 | 0 | 3 | 0 | 0 | 0 |
| Dairon Asprilla | MF | 26 | 0 | 0 | 2 | 0 | 0 | 0 |
| Rodney Wallace | MF | 90 | 0 | 0 | 2 | 0 | 0 | 0 |
| Diego Chará | MF | 90 | 0 | 0 | 0 | 0 | 0 | 0 |
| George Fochive | MF | 74 | 0 | 0 | 2 | 1 | 0 | 0 |
| Gastón Fernández | MF | 16 | 0 | 0 | 1 | 0 | 0 | 0 |
| Darlington Nagbe | MF | 90 | 0 | 0 | 1 | 1 | 0 | 0 |
| Jorge Villafaña | DF | 90 | 0 | 0 | 1 | 1 | 0 | 0 |
| Liam Ridgewell | DF | 90 | 0 | 0 | 0 | 0 | 0 | 0 |
| Nat Borchers | DF | 90 | 0 | 0 | 0 | 0 | 0 | 0 |
| Alvas Powell | DF | 90 | 0 | 0 | 0 | 0 | 1 | 0 |
| Adam Kwarasey | GK | 90 | 0 | 0 | 0 | 0 | 0 | 0 |
| 13 Players | | 990 | 1 | 0 | 15 | 5 | 1 | 0 |

| Player | Min | SoTA | GA | Saves | Save% |
|---------------|-----|------|----|-------|-------|
| Adam Kwarasey | 90 | 3 | 2 | 1 | 33.3 |

PORTLAND 3, FC DALLAS 1

April 4, 2015 at Providence Park in Portland, Oregon

| | | | | |
|-----------|---|---|---|---|
| FC Dallas | 1 | 0 | - | 1 |
| Portland | 1 | 2 | - | 3 |

SCORING

POR - Borchers (Villafana) 23'
 DAL - Akindele 29'
 POR - Urruti (Asprilla) 62'
 POR - Chara (Adi) 87'

CAUTIONS

DAL - Teixeira 15'
 POR - Ridgewell 64'
 DAL - Harris 65'

| | POR | DAL |
|-----------------|-----|-----|
| Possession | 50% | 50% |
| Shots | 12 | 8 |
| Shots on Target | 6 | 3 |
| Saves | 2 | 3 |
| Fouls | 13 | 17 |
| Offsides | 1 | 0 |
| Corner Kicks | 4 | 6 |

| Portland Timbers | Pos | Min | Gls | Ast | Sh | SoT | YC | RC |
|--------------------|-----|------------|----------|----------|-----------|----------|----------|----------|
| Fanendo Adi | FW | 90 | 0 | 1 | 1 | 1 | 0 | 0 |
| Maximiliano Urruti | FW | 80 | 1 | 0 | 3 | 3 | 0 | 0 |
| Jack Jewsbury | MF | 10 | 0 | 0 | 0 | 0 | 0 | 0 |
| Rodney Wallace | MF | 60 | 0 | 0 | 3 | 0 | 0 | 0 |
| Dairon Asprilla | MF | 30 | 0 | 1 | 0 | 0 | 0 | 0 |
| George Fochive | MF | 89 | 0 | 0 | 1 | 0 | 0 | 0 |
| Gastón Fernández | MF | 1 | 0 | 0 | 0 | 0 | 0 | 0 |
| Diego Chará | MF | 90 | 1 | 0 | 1 | 1 | 0 | 0 |
| Darlington Nagbe | MF | 90 | 0 | 0 | 1 | 0 | 0 | 0 |
| Jorge Villafaña | DF | 90 | 0 | 1 | 0 | 0 | 0 | 0 |
| Liam Ridgewell | DF | 90 | 0 | 0 | 1 | 0 | 1 | 0 |
| Nat Borchers | DF | 90 | 1 | 0 | 1 | 1 | 0 | 0 |
| Alvas Powell | DF | 90 | 0 | 0 | 0 | 0 | 0 | 0 |
| Adam Kwarasey | GK | 90 | 0 | 0 | 0 | 0 | 0 | 0 |
| 14 Players | | 990 | 3 | 3 | 12 | 6 | 1 | 0 |

| Player | Min | SoTA | GA | Saves | Save% |
|---------------|-----|------|----|-------|-------|
| Adam Kwarasey | 90 | 3 | 1 | 2 | 66.7 |

| FC Dallas | Pos | Min | Gls | Ast | Sh | SoT | YC | RC |
|-------------------|-----|------------|----------|----------|----------|----------|----------|----------|
| David Teixeira | FW | 61 | 0 | 0 | 0 | 0 | 1 | 0 |
| Blas Pérez | FW | 29 | 0 | 0 | 0 | 0 | 0 | 0 |
| Fabián Castillo | MF | 90 | 0 | 1 | 1 | 0 | 0 | 0 |
| Ryan Hollingshead | MF | 68 | 0 | 0 | 0 | 0 | 0 | 0 |
| Je-Vaughn Watson | MF | 22 | 0 | 0 | 1 | 0 | 0 | 0 |
| Tesho Akindele | MF | 90 | 1 | 0 | 3 | 2 | 0 | 0 |
| Michel | MF | 90 | 0 | 0 | 1 | 0 | 0 | 0 |
| Victor Ulloa | MF | 90 | 0 | 0 | 0 | 0 | 0 | 0 |
| Zach Loyd | DF | 90 | 0 | 0 | 1 | 1 | 0 | 0 |
| Matt Hedges | DF | 90 | 0 | 0 | 0 | 0 | 0 | 0 |
| Walker Zimmerman | DF | 90 | 0 | 0 | 1 | 0 | 0 | 0 |
| Atiba Harris | DF | 86 | 0 | 0 | 0 | 0 | 1 | 0 |
| Michael Barrios | MF | 4 | 0 | 0 | 0 | 0 | 0 | 0 |
| Chris Seitz | GK | 90 | 0 | 0 | 0 | 0 | 0 | 0 |
| 14 Players | | 990 | 1 | 1 | 8 | 3 | 2 | 0 |

| Player | Min | SoTA | GA | Saves | Save% |
|-------------|-----|------|----|-------|-------|
| Chris Seitz | 90 | 6 | 3 | 3 | 50.0 |

ORLANDO CITY 2, PORTLAND 0

April 12, 2015 at Providence Park in Portland, Oregon

| | | | | |
|--------------|---|---|---|---|
| Orlando City | 1 | 1 | - | 2 |
| Portland | 0 | 0 | - | 0 |

SCORING

ORL - Larin (Molino) 30'
 ORL - Kaka (PK) 85'

CAUTIONS

POR - Powell 28'
 POR - Chra 45'
 ORL - Okugo 45+2'
 ORL - Shea 82'
 POR - Urruti 84'

| | POR | ORL |
|-----------------|-----|-----|
| Possession | 54% | 46% |
| Shots | 18 | 14 |
| Shots on Target | 4 | 3 |
| Saves | 1 | 4 |
| Fouls | 13 | 16 |
| Offsides | 1 | 1 |
| Corner Kicks | 3 | 4 |

| Portland Timbers | Pos | Min | Gls | Ast | Sh | SoT | YC | RC |
|--------------------|-----|------------|----------|----------|-----------|----------|----------|----------|
| Maximiliano Urruti | FW | 90 | 0 | 0 | 2 | 0 | 1 | 0 |
| Fanendo Adi | FW | 90 | 0 | 0 | 6 | 0 | 0 | 0 |
| Rodney Wallace | MF | 54 | 0 | 0 | 1 | 0 | 0 | 0 |
| Dairon Asprilla | MF | 36 | 0 | 0 | 3 | 1 | 0 | 0 |
| George Fochive | MF | 45 | 0 | 0 | 0 | 0 | 0 | 0 |
| Jack Jewsbury | MF | 45 | 0 | 0 | 0 | 0 | 0 | 0 |
| Diego Chará | MF | 90 | 0 | 0 | 0 | 0 | 1 | 0 |
| Darlington Nagbe | MF | 90 | 0 | 0 | 3 | 1 | 0 | 0 |
| Jorge Villafaña | DF | 80 | 0 | 0 | 0 | 0 | 0 | 0 |
| Gastón Fernández | MF | 10 | 0 | 0 | 2 | 1 | 0 | 0 |
| Liam Ridgewell | DF | 90 | 0 | 0 | 0 | 0 | 0 | 0 |
| Nat Borchers | DF | 90 | 0 | 0 | 0 | 0 | 0 | 0 |
| Alvas Powell | DF | 90 | 0 | 0 | 1 | 1 | 1 | 0 |
| Adam Kwarasey | GK | 90 | 0 | 0 | 0 | 0 | 0 | 0 |
| 14 Players | | 990 | 0 | 0 | 18 | 4 | 3 | 0 |

| Player | Min | SoTA | GA | Saves | Save% |
|---------------|-----|------|----|-------|-------|
| Adam Kwarasey | 90 | 3 | 2 | 1 | 66.7 |

| Orlando City | Pos | Min | Gls | Ast | Sh | SoT | YC | RC |
|-------------------|-----|------------|----------|----------|-----------|----------|----------|----------|
| Cyle Larin | FW | 81 | 1 | 0 | 3 | 1 | 0 | 0 |
| Carlos Rivas | FW | 9 | 0 | 0 | 2 | 1 | 0 | 0 |
| Kaká | FW | 90 | 1 | 0 | 3 | 1 | 0 | 0 |
| Kevin Molino | MF | 90 | 0 | 1 | 3 | 0 | 0 | 0 |
| Cristian Higuita | MF | 69 | 0 | 0 | 1 | 0 | 0 | 0 |
| Eric Avila | MF | 21 | 0 | 0 | 0 | 0 | 0 | 0 |
| Amobi Okugo | MF | 90 | 0 | 0 | 0 | 0 | 1 | 0 |
| Darwin Cerén | MF | 90 | 0 | 0 | 0 | 0 | 0 | 0 |
| Brek Shea | DF | 90 | 0 | 0 | 1 | 0 | 1 | 0 |
| Seb Hines | DF | 90 | 0 | 0 | 0 | 0 | 0 | 0 |
| Aurélien Collin | DF | 90 | 0 | 0 | 1 | 0 | 0 | 0 |
| Rafael Ramos | DF | 90 | 0 | 0 | 0 | 0 | 0 | 0 |
| Donovan Ricketts | GK | 90 | 0 | 0 | 0 | 0 | 0 | 0 |
| 13 Players | | 990 | 2 | 1 | 14 | 3 | 2 | 0 |

| Player | Min | SoTA | GA | Saves | Save% |
|------------------|-----|------|----|-------|-------|
| Donovan Ricketts | 90 | 4 | 0 | 4 | 100.0 |

PORTLAND 1, NEW YORK CITY FC 0

April 19, 2015 at Yankee Stadium in Bronx, New York

| | | | | |
|---------------|---|---|---|---|
| Portland | 0 | 1 | - | 1 |
| New York City | 0 | 0 | - | 0 |

SCORING

POR - Asprilla 79'

CAUTIONS

POR - Powell 68'

| | NYC | POR |
|-----------------|-----|-----|
| Possession | 55% | 45% |
| Shots | 21 | 9 |
| Shots on Target | 5 | 2 |
| Saves | 2 | 5 |
| Fouls | 12 | 10 |
| Offsides | 2 | 1 |
| Corner Kicks | 8 | 5 |

| NYCFC | Pos | Min | Gls | Ast | Sh | SoT | YC | RC |
|----------------------|-----|------------|----------|----------|-----------|----------|----------|----------|
| Patrick Mullins | FW | 90 | 0 | 0 | 5 | 2 | 0 | 0 |
| Khiry Shelton | FW | 90 | 0 | 0 | 2 | 2 | 0 | 0 |
| Tony Taylor | FW | 34 | 0 | 0 | 1 | 0 | 0 | 0 |
| Sebastián Velásquez | MF | 56 | 0 | 0 | 3 | 0 | 0 | 0 |
| Andrew Jacobson | MF | 90 | 0 | 0 | 0 | 0 | 0 | 0 |
| Mehdi Ballouchy | MF | 73 | 0 | 0 | 2 | 1 | 0 | 0 |
| Kwadwo Poku | MF | 17 | 0 | 0 | 1 | 0 | 0 | 0 |
| Ned Grabavoy | MF | 90 | 0 | 0 | 2 | 0 | 0 | 0 |
| Javier Calle | MF | 90 | 0 | 0 | 3 | 0 | 0 | 0 |
| Kwame Watson-Siriboe | DF | 90 | 0 | 0 | 0 | 0 | 0 | 0 |
| Chris Wingert | DF | 90 | 0 | 0 | 0 | 0 | 0 | 0 |
| Jeb Brovsky | DF | 82 | 0 | 0 | 2 | 0 | 0 | 0 |
| Pablo Álvarez | MF | 8 | 0 | 0 | 0 | 0 | 0 | 0 |
| Josh Saunders | GK | 90 | 0 | 0 | 0 | 0 | 0 | 0 |
| 14 Players | | 990 | 0 | 0 | 21 | 5 | 0 | 0 |

| Player | Min | SoTA | GA | Saves | Save% |
|---------------|-----|------|----|-------|-------|
| Josh Saunders | 90 | 3 | 1 | 2 | 66.7 |

| Portland Timbers | Pos | Min | Gls | Ast | Sh | SoT | YC | RC |
|--------------------|-----|------------|----------|----------|----------|----------|----------|----------|
| Fanendo Adi | FW | 83 | 0 | 0 | 4 | 0 | 0 | 0 |
| Maximiliano Urruti | FW | 7 | 0 | 0 | 2 | 0 | 0 | 0 |
| Dairon Asprilla | MF | 89 | 1 | 0 | 2 | 1 | 0 | 0 |
| Jeanderson | DF | 1 | 0 | 0 | 0 | 0 | 0 | 0 |
| Ishmael Yartey | MF | 73 | 0 | 0 | 0 | 0 | 0 | 0 |
| Gastón Fernández | MF | 17 | 0 | 0 | 0 | 0 | 0 | 0 |
| Darlington Nagbe | MF | 90 | 0 | 0 | 1 | 1 | 0 | 0 |
| Diego Chará | MF | 90 | 0 | 0 | 0 | 0 | 0 | 0 |
| Jack Jewsbury | MF | 90 | 0 | 0 | 0 | 0 | 0 | 0 |
| Jorge Villafaña | DF | 90 | 0 | 0 | 0 | 0 | 0 | 0 |
| Liam Ridgewell | DF | 90 | 0 | 0 | 0 | 0 | 0 | 0 |
| Nat Borchers | DF | 90 | 0 | 0 | 0 | 0 | 0 | 0 |
| Alvas Powell | DF | 90 | 0 | 0 | 0 | 0 | 1 | 0 |
| Adam Kwarasey | GK | 90 | 0 | 0 | 0 | 0 | 0 | 0 |
| 14 Players | | 990 | 1 | 0 | 9 | 2 | 1 | 0 |

| Player | Min | SoTA | GA | Saves | Save% |
|---------------|-----|------|----|-------|-------|
| Adam Kwarasey | 90 | 5 | 0 | 5 | 100.0 |

SEATTLE 1, PORTLAND 0

April 26, 2015 at CenturyLink Field in Seattle, Washington

| | | | | |
|----------|---|---|---|---|
| Portland | 0 | 0 | - | 0 |
| Seattle | 0 | 1 | - | 1 |

SCORING

SEA - Dempsey 77'

CAUTIONS

POR - Villafana 23'
SEA - Pappa 53'
SEA - Alonso 54'
POR - Ridgewell 71'

| | SEA | POR |
|-----------------|-----|-----|
| Possession | 51% | 49% |
| Shots | 10 | 11 |
| Shots on Target | 3 | 2 |
| Saves | 2 | 2 |
| Fouls | 12 | 10 |
| Offsides | 0 | 1 |
| Corner Kicks | 5 | 3 |

| Seattle Sounders | Pos | Min | Gls | Ast | Sh | SoT | YC | RC |
|-------------------|-----|------------|----------|----------|-----------|----------|----------|----------|
| Obafemi Martins | FW | 90 | 0 | 0 | 2 | 0 | 0 | 0 |
| Clint Dempsey | FW | 90 | 1 | 0 | 1 | 1 | 0 | 0 |
| Lamar Neagle | MF | 76 | 0 | 0 | 2 | 1 | 0 | 0 |
| Andy Rose | MF | 14 | 0 | 0 | 1 | 1 | 0 | 0 |
| Gonzalo Pineda | FMF | 90 | 0 | 0 | 0 | 0 | 0 | 0 |
| Oswaldo Alonso | MF | 90 | 0 | 0 | 0 | 0 | 1 | 0 |
| Marco Pappa | MF | 85 | 0 | 0 | 3 | 0 | 1 | 0 |
| Leonardo González | DF | 5 | 0 | 0 | 0 | 0 | 0 | 0 |
| Dylan Remick | DF | 90 | 0 | 0 | 0 | 0 | 0 | 0 |
| Zach Scott | DF | 90 | 0 | 0 | 1 | 0 | 0 | 0 |
| Brad Evans | DF | 90 | 0 | 0 | 0 | 0 | 0 | 0 |
| Tyrone Mears | DF | 90 | 0 | 0 | 0 | 0 | 0 | 0 |
| Stefan Frei | GK | 90 | 0 | 0 | 0 | 0 | 0 | 0 |
| 13 Players | | 990 | 1 | 0 | 10 | 3 | 2 | 0 |

| Player | Min | SoTA | GA | Saves | Save% |
|-------------|-----|------|----|-------|-------|
| Stefan Frei | 90 | 2 | 0 | 2 | 100.0 |

| Portland Timbers | Pos | Min | Gls | Ast | Sh | SoT | YC | RC |
|--------------------|-----|------------|----------|----------|-----------|----------|----------|----------|
| Maximiliano Urruti | FW | 73 | 0 | 0 | 2 | 1 | 0 | 0 |
| Fanendo Adi | FW | 17 | 0 | 0 | 3 | 0 | 0 | 0 |
| Ishmael Yartey | MF | 90 | 0 | 0 | 0 | 0 | 0 | 0 |
| Dairon Asprilla | MF | 61 | 0 | 0 | 1 | 0 | 0 | 0 |
| Gastón Fernández | MF | 29 | 0 | 0 | 1 | 0 | 0 | 0 |
| Darlington Nagbe | MF | 90 | 0 | 0 | 1 | 0 | 0 | 0 |
| Jack Jewsbury | MF | 90 | 0 | 0 | 1 | 0 | 0 | 0 |
| Diego Chará | MF | 90 | 0 | 0 | 1 | 1 | 0 | 0 |
| Jorge Villafaña | DF | 90 | 0 | 0 | 0 | 0 | 1 | 0 |
| Liam Ridgewell | DF | 90 | 0 | 0 | 0 | 0 | 1 | 0 |
| Nat Borchers | DF | 90 | 0 | 0 | 0 | 0 | 0 | 0 |
| Alvas Powell | DF | 90 | 0 | 0 | 0 | 0 | 0 | 0 |
| Adam Kwarasey | GK | 90 | 0 | 0 | 0 | 0 | 0 | 0 |
| 13 Players | | 990 | 0 | 0 | 10 | 2 | 2 | 0 |

| Player | Min | SoTA | GA | Saves | Save% |
|---------------|-----|------|----|-------|-------|
| Adam Kwarasey | 90 | 3 | 1 | 2 | 66.7 |

PORTLAND 0, VANCOUVER 0 (DRAW)

May 2, 2015 at Providence Park in Portland, Oregon

| | | | | |
|-----------|---|---|---|---|
| Vancouver | 0 | 0 | - | 0 |
| Portland | 0 | 0 | - | 0 |

SCORING

None

CAUTIONS

VAN - Sampson 19'
 POR - Wallace 44'
 VAN - Kah 57'

| | POR | VAN |
|-----------------|-----|-----|
| Possession | 64% | 36% |
| Shots | 13 | 7 |
| Shots on Target | 1 | 2 |
| Saves | 2 | 1 |
| Fouls | 6 | 16 |
| Offsides | 1 | 0 |
| Corner Kicks | 8 | 3 |

| Portland Timbers | Pos | Min | Gls | Ast | Sh | SoT | YC | RC |
|--------------------|-----|------------|----------|----------|-----------|----------|----------|----------|
| Maximiliano Urruti | FW | 65 | 0 | 0 | 2 | 0 | 0 | 0 |
| Fanendo Adi | FW | 25 | 0 | 0 | 0 | 0 | 0 | 0 |
| Rodney Wallace | MF | 77 | 0 | 0 | 1 | 0 | 1 | 0 |
| Gastón Fernández | MF | 13 | 0 | 0 | 0 | 0 | 0 | 0 |
| Ishmael Yartey | MF | 51 | 0 | 0 | 0 | 0 | 0 | 0 |
| Diego Valeri | MF | 39 | 0 | 0 | 2 | 0 | 0 | 0 |
| Darlington Nagbe | MF | 90 | 0 | 0 | 4 | 0 | 0 | 0 |
| Jack Jewsbury | MF | 90 | 0 | 0 | 1 | 1 | 0 | 0 |
| Diego Chará | MF | 90 | 0 | 0 | 0 | 0 | 0 | 0 |
| Jorge Villafaña | DF | 90 | 0 | 0 | 1 | 0 | 0 | 0 |
| Liam Ridgewell | DF | 90 | 0 | 0 | 1 | 0 | 0 | 0 |
| Nat Borchers | DF | 90 | 0 | 0 | 0 | 0 | 0 | 0 |
| Alvas Powell | DF | 90 | 0 | 0 | 1 | 0 | 0 | 0 |
| Adam Kwarasey | GK | 90 | 0 | 0 | 0 | 0 | 0 | 0 |
| 14 Players | | 990 | 0 | 0 | 13 | 1 | 1 | 0 |

| Player | Min | SoTA | GA | Saves | Save% |
|---------------|-----|------|----|-------|-------|
| Adam Kwarasey | 90 | 2 | 0 | 2 | 100.0 |

| Vancouver | Pos | Min | Gls | Ast | Sh | SoT | YC | RC |
|-------------------|-----|------------|----------|----------|----------|----------|----------|----------|
| Octavio Rivero | FW | 90 | 0 | 0 | 3 | 1 | 0 | 0 |
| Darren Mattocks | FW | 57 | 0 | 0 | 0 | 0 | 0 | 0 |
| Kekuta Manneh | MF | 33 | 0 | 0 | 1 | 0 | 0 | 0 |
| Mauro Rosales | MF | 78 | 0 | 0 | 0 | 0 | 0 | 0 |
| Nicolás Mezquida | MF | 12 | 0 | 0 | 0 | 0 | 0 | 0 |
| Pedro Morales | MF | 90 | 0 | 0 | 0 | 0 | 0 | 0 |
| Russell Teibert | MF | 90 | 0 | 0 | 0 | 0 | 0 | 0 |
| Gershon Koffie | MF | 90 | 0 | 0 | 2 | 0 | 0 | 0 |
| Jordan Harvey | MF | 90 | 0 | 0 | 1 | 1 | 0 | 0 |
| Pa-Modou Kah | DF | 90 | 0 | 0 | 0 | 0 | 1 | 0 |
| Kendall Waston | DF | 90 | 0 | 0 | 0 | 0 | 0 | 0 |
| Ethen Sampson | DF | 87 | 0 | 0 | 0 | 0 | 1 | 0 |
| Tim Parker | DF | 3 | 0 | 0 | 0 | 0 | 0 | 0 |
| David Ousted | GK | 90 | 0 | 0 | 0 | 0 | 0 | 0 |
| 14 Players | | 990 | 0 | 0 | 7 | 2 | 2 | 0 |

| Player | Min | SoTA | GA | Saves | Save% |
|--------------|-----|------|----|-------|-------|
| David Ousted | 90 | 1 | 0 | 1 | 100.0 |

PORTLAND 2, MONTREAL 1

May 9, 2015 at Stade Saputo in Montreal, Quebec

| | | | | |
|----------|---|---|---|---|
| Portland | 0 | 2 | - | 2 |
| Montreal | 0 | 1 | - | 1 |

SCORING

POR - Borchers 64'
 POR - Valeri (Wallace) 70'
 MTL - Oduro 71'

CAUTIONS

MTL - Romero 78'

| | MTL | POR |
|-----------------|-----|-----|
| Possession | 52% | 48% |
| Shots | 19 | 15 |
| Shots on Target | 5 | 9 |
| Saves | 7 | 4 |
| Fouls | 16 | 8 |
| Offsides | 3 | 6 |
| Corner Kicks | 9 | 8 |

| Montreal Impact | Pos | Min | Gls | Ast | Sh | SoT | YC | RC |
|-------------------|-----|------------|----------|----------|-----------|----------|----------|----------|
| Jack McInerney | FW | 85 | 0 | 0 | 0 | 0 | 0 | 0 |
| Kenny Cooper | FW | 5 | 0 | 0 | 0 | 0 | 0 | 0 |
| Dilly Duka | MF | 68 | 0 | 0 | 1 | 0 | 0 | 0 |
| Dominic Oduro | MF | 22 | 1 | 0 | 3 | 1 | 0 | 0 |
| Andrés Romero | MF | 90 | 0 | 0 | 1 | 0 | 1 | 0 |
| Ignacio Piatti | MF | 90 | 0 | 0 | 2 | 0 | 0 | 0 |
| Calum Mallace | MF | 60 | 0 | 0 | 1 | 0 | 0 | 0 |
| Eric Alexander | MF | 30 | 0 | 0 | 1 | 1 | 0 | 0 |
| Marco Donadel | MF | 90 | 0 | 0 | 3 | 1 | 0 | 0 |
| Eric Miller | DF | 90 | 0 | 0 | 2 | 0 | 0 | 0 |
| Laurent Ciman | DF | 90 | 0 | 0 | 2 | 1 | 0 | 0 |
| Bakary Soumaré | DF | 90 | 0 | 0 | 1 | 0 | 0 | 0 |
| Nigel Reo-Coker | dF | 90 | 0 | 0 | 1 | 0 | 0 | 0 |
| Evan Bush | GK | 90 | 0 | 0 | 0 | 0 | 0 | 0 |
| 14 Players | | 990 | 1 | 0 | 18 | 4 | 1 | 0 |

| Player | Min | SoTA | GA | Saves | Save% |
|-----------|-----|------|----|-------|-------|
| Evan Bush | 90 | 9 | 2 | 7 | 77.8 |

| Portland Timbers | Pos | Min | Gls | Ast | Sh | SoT | YC | RC |
|--------------------|-----|------------|----------|----------|-----------|----------|----------|----------|
| Fanendo Adi | FW | 86 | 0 | 0 | 2 | 1 | 0 | 0 |
| Maximiliano Urruti | FW | 4 | 0 | 0 | 1 | 1 | 0 | 0 |
| Rodney Wallace | MF | 80 | 0 | 1 | 2 | 1 | 0 | 0 |
| Ishmael Yartey | MF | 10 | 0 | 0 | 0 | 0 | 0 | 0 |
| Darlington Nagbe | MF | 90 | 0 | 0 | 2 | 1 | 0 | 0 |
| Diego Valeri | MF | 71 | 1 | 0 | 3 | 2 | 0 | 0 |
| Dairon Asprilla | MF | 19 | 0 | 0 | 1 | 0 | 0 | 0 |
| Jack Jewsbury | MF | 90 | 0 | 0 | 1 | 1 | 0 | 0 |
| Diego Chará | MF | 90 | 0 | 0 | 0 | 0 | 0 | 0 |
| Jorge Villafaña | DF | 90 | 0 | 0 | 0 | 0 | 0 | 0 |
| Liam Ridgewell | DF | 90 | 0 | 0 | 0 | 0 | 0 | 0 |
| Nat Borchers | DF | 90 | 1 | 0 | 1 | 1 | 0 | 0 |
| Alvas Powell | DF | 90 | 0 | 0 | 1 | 0 | 0 | 0 |
| Adam Kwarasey | GK | 90 | 0 | 0 | 0 | 0 | 0 | 0 |
| 14 Players | | 990 | 2 | 1 | 14 | 8 | 0 | 0 |

| Player | Min | SoTA | GA | Saves | Save% |
|---------------|-----|------|----|-------|-------|
| Adam Kwarasey | 90 | 5 | 1 | 4 | 80.0 |

HOUSTON 3, PORTLAND 1

May 16, 2015 at BBVA Compass Stadium in Houston, Texas

| | | | | |
|----------|---|---|---|---|
| Portland | 0 | 1 | - | 1 |
| Houston | 1 | 2 | - | 3 |

SCORING

HOU - Bruin (Davies) 9'
 POR - Adi (Valeri) 48'
 HOU - Barnes (Lopez) 75'
 HOU - Bruin (Taylor) 83'

CAUTIONS

POR - Jewsbury 12'
 POR - Adi 14'
 POR - Chara 42'
 HOU - Barnes 45+1'
 POR - Powell 84'
 HOU - Davies 90'

| | HOU | POR |
|-----------------|-----|-----|
| Possession | 45% | 55% |
| Shots | 12 | 6 |
| Shots on Target | 6 | 1 |
| Saves | 0 | 3 |
| Fouls | 14 | 13 |
| Offsides | 0 | 1 |
| Corner Kicks | 4 | 4 |

| Houston Dynamo | Pos | Min | Gls | Ast | Sh | SoT | YC | RC |
|-------------------|-----|------------|----------|----------|-----------|----------|----------|----------|
| Will Bruin | FW | 89 | 2 | 0 | 5 | 2 | 0 | 0 |
| Rob Lovejoy | FW | 1 | 0 | 0 | 0 | 0 | 0 | 0 |
| Giles Barnes | MF | 90 | 1 | 0 | 3 | 2 | 1 | 0 |
| Brad Davis | MF | 90 | 0 | 1 | 1 | 0 | 1 | 0 |
| Ricardo Clark | MF | 90 | 0 | 0 | 1 | 1 | 0 | 0 |
| Luis Garrido | MF | 90 | 0 | 0 | 0 | 0 | 0 | 0 |
| Boniek García | MF | 73 | 0 | 0 | 0 | 0 | 0 | 0 |
| Alexander López | MF | 17 | 0 | 1 | 0 | 0 | 0 | 0 |
| DaMarcus Beasley | DF | 90 | 0 | 0 | 1 | 1 | 0 | 0 |
| Jermaine Taylor | DF | 90 | 0 | 1 | 0 | 0 | 0 | 0 |
| David Horst | DF | 90 | 0 | 0 | 1 | 0 | 0 | 0 |
| Raúl Rodríguez | DF | 90 | 0 | 0 | 0 | 0 | 0 | 0 |
| Tyler Deric | GK | 90 | 0 | 0 | 0 | 0 | 0 | 0 |
| 13 Players | | 990 | 3 | 3 | 12 | 6 | 2 | 0 |

| Player | Min | SoTA | GA | Saves | Save% |
|-------------|-----|------|----|-------|-------|
| Tyler Deric | 90 | 1 | 1 | 0 | 0.0 |

| Portland Timbers | Pos | Min | Gls | Ast | Sh | SoT | YC | RC |
|--------------------|-----|------------|----------|----------|----------|----------|----------|----------|
| Fanendo Adi | FW | 90 | 1 | 0 | 2 | 1 | 1 | 0 |
| Rodney Wallace | MF | 90 | 0 | 0 | 1 | 0 | 0 | 0 |
| Darlington Nagbe | MF | 75 | 0 | 0 | 0 | 0 | 0 | 0 |
| Dairon Asprilla | MF | 15 | 0 | 0 | 0 | 0 | 0 | 0 |
| Diego Valeri | MF | 83 | 0 | 1 | 1 | 0 | 0 | 0 |
| Maximiliano Urruti | FW | 7 | 0 | 0 | 1 | 0 | 0 | 0 |
| Jack Jewsbury | MF | 90 | 0 | 0 | 1 | 0 | 1 | 0 |
| Diego Chará | MF | 90 | 0 | 0 | 0 | 0 | 1 | 0 |
| Jorge Villafaña | DF | 90 | 0 | 0 | 0 | 0 | 0 | 0 |
| Liam Ridgewell | DF | 90 | 0 | 0 | 0 | 0 | 0 | 0 |
| Nat Borchers | DF | 90 | 0 | 0 | 0 | 0 | 0 | 0 |
| Alvas Powell | DF | 84 | 0 | 0 | 0 | 0 | 1 | 0 |
| Gastón Fernández | FW | 6 | 0 | 0 | 0 | 0 | 0 | 0 |
| Adam Kwarasey | GK | 90 | 0 | 0 | 0 | 0 | 0 | 0 |
| 14 Players | | 990 | 1 | 1 | 6 | 1 | 4 | 0 |

| Player | Min | SoTA | GA | Saves | Save% |
|---------------|-----|------|----|-------|-------|
| Adam Kwarasey | 90 | 6 | 3 | 3 | 50.0 |

TORONTO FC 1, PORTLAND 0

May 23, 2015 at BMO Field in Toronto, Ontario

| | | | | |
|----------|---|---|---|---|
| Portland | 0 | 0 | - | 0 |
| Toronto | 1 | 0 | - | 1 |

SCORING

TOR - Giovinco (Moore) 5'

CAUTIONS

TOR - Morgan 90'
 POR - Chara 90+2'

| | TOR | POR |
|-----------------|-----|-----|
| Possession | 40% | 60% |
| Shots | 13 | 11 |
| Shots on Target | 6 | 5 |
| Saves | 5 | 5 |
| Fouls | 17 | 7 |
| Offsides | 2 | 2 |
| Corner Kicks | 9 | 2 |

| Toronto FC | Pos | Min | Gls | Ast | Sh | SoT | YC | RC |
|--------------------|-----|------------|----------|----------|-----------|----------|----------|----------|
| Luke Moore | FW | 63 | 0 | 1 | 2 | 0 | 0 | 0 |
| Jackson | DMF | 27 | 0 | 0 | 1 | 0 | 0 | 0 |
| Sebastian Giovinco | FW | 90 | 1 | 0 | 5 | 3 | 0 | 0 |
| Michael Bradley | MF | 90 | 0 | 0 | 2 | 2 | 0 | 0 |
| Jonathan Osorio | MF | 82 | 0 | 0 | 1 | 0 | 0 | 0 |
| Nick Hagglund | DF | 8 | 0 | 0 | 0 | 0 | 0 | 0 |
| Benoît Cheyrou | MF | 90 | 0 | 0 | 0 | 0 | 0 | 0 |
| Collen Warner | MF | 45 | 0 | 0 | 0 | 0 | 0 | 0 |
| Warren Creavalle | MF | 45 | 0 | 0 | 1 | 1 | 0 | 0 |
| Ashtone Morgan | DF | 90 | 0 | 0 | 0 | 0 | 1 | 0 |
| Eriq Zavaleta | DF | 90 | 0 | 0 | 0 | 0 | 0 | 0 |
| Damien Perquis | DF | 90 | 0 | 0 | 1 | 0 | 0 | 0 |
| Justin Morrow | DF | 90 | 0 | 0 | 0 | 0 | 0 | 0 |
| Chris Konopka | GK | 90 | 0 | 0 | 0 | 0 | 0 | 0 |
| 14 Players | | 990 | 1 | 1 | 13 | 6 | 1 | 0 |

| Player | Min | SoTA | GA | Saves | Save% |
|---------------|-----|------|----|-------|-------|
| Chris Konopka | 90 | 5 | 0 | 5 | 100.0 |

| Portland Timbers | Pos | Min | Gls | Ast | Sh | SoT | YC | RC |
|--------------------|-----|------------|----------|----------|-----------|----------|----------|----------|
| Fanendo Adi | FW | 90 | 0 | 0 | 2 | 0 | 0 | 0 |
| Rodney Wallace | MF | 59 | 0 | 0 | 1 | 1 | 0 | 0 |
| Dairon Asprilla | MF | 31 | 0 | 0 | 2 | 1 | 0 | 0 |
| Darlington Nagbe | MF | 90 | 0 | 0 | 2 | 0 | 0 | 0 |
| Diego Valeri | MF | 24 | 0 | 0 | 1 | 1 | 0 | 0 |
| Gastón Fernández | MF | 66 | 0 | 0 | 1 | 0 | 0 | 0 |
| Diego Chará | MF | 90 | 0 | 0 | 0 | 0 | 1 | 0 |
| Jack Jewsbury | MF | 90 | 0 | 0 | 0 | 0 | 0 | 0 |
| Jorge Villafaña | DF | 79 | 0 | 0 | 1 | 1 | 0 | 0 |
| Maximiliano Urruti | FW | 11 | 0 | 0 | 1 | 1 | 0 | 0 |
| Liam Ridgewell | DF | 90 | 0 | 0 | 0 | 0 | 0 | 0 |
| Nat Borchers | DF | 90 | 0 | 0 | 0 | 0 | 0 | 0 |
| Alvas Powell | DF | 90 | 0 | 0 | 0 | 0 | 0 | 0 |
| Adam Kwarasey | GK | 90 | 0 | 0 | 0 | 0 | 0 | 0 |
| 14 Players | | 990 | 0 | 0 | 11 | 5 | 1 | 0 |

| Player | Min | SoTA | GA | Saves | Save% |
|---------------|-----|------|----|-------|-------|
| Adam Kwarasey | 90 | 6 | 1 | 5 | 83.3 |

PORTLAND 1, DC UNITED 0

May 27, 2015 at Providence Park in Portland, Oregon

| | | | | |
|-----------|---|---|---|---|
| DC United | 0 | 0 | - | 0 |
| Portland | 1 | 0 | - | 1 |

SCORING

POR - Urruti (Fernandez) 5'

CAUTIONS

DC - Jeffrey 29'

POR - Papatatto 56'

POR - Chara 76'

DC - Boswell 90+2'

| | POR | DC |
|-----------------|-----|-----|
| Possession | 50% | 50% |
| Shots | 16 | 11 |
| Shots on Target | 9 | 2 |
| Saves | 2 | 8 |
| Fouls | 12 | 17 |
| Offsides | 6 | 0 |
| Corner Kicks | 7 | 3 |

| Portland Timbers | Pos | Min | Gls | Ast | Sh | SoT | YC | RC |
|--------------------|-----|------------|----------|----------|-----------|----------|----------|----------|
| Maximiliano Urruti | FW | 74 | 1 | 0 | 3 | 2 | 0 | 0 |
| Fanendo Adi | FW | 16 | 0 | 0 | 2 | 2 | 0 | 0 |
| Darlington Nagbe | MF | 90 | 0 | 0 | 1 | 0 | 0 | 0 |
| Dairon Asprilla | MF | 90 | 0 | 0 | 3 | 2 | 0 | 0 |
| Gastón Fernández | MF | 59 | 0 | 1 | 0 | 0 | 0 | 0 |
| Rodney Wallace | MF | 31 | 0 | 0 | 1 | 1 | 0 | 0 |
| Diego Chará | MF | 90 | 0 | 0 | 1 | 0 | 1 | 0 |
| Will Johnson | MF | 83 | 0 | 0 | 1 | 0 | 0 | 0 |
| Jack Jewsbury | MF | 7 | 0 | 0 | 0 | 0 | 0 | 0 |
| Jorge Villafaña | DF | 90 | 0 | 0 | 0 | 0 | 0 | 0 |
| Liam Ridgewell | DF | 90 | 0 | 0 | 1 | 1 | 0 | 0 |
| Norberto Papatatto | DF | 90 | 0 | 0 | 2 | 0 | 1 | 0 |
| Alvas Powell | DF | 90 | 0 | 0 | 1 | 1 | 0 | 0 |
| Adam Kwarasey | GK | 90 | 0 | 0 | 0 | 0 | 0 | 0 |
| 14 Players | | 990 | 1 | 1 | 16 | 9 | 2 | 0 |

| Player | Min | SoTA | GA | Saves | Save% |
|---------------|-----|------|----|-------|-------|
| Adam Kwarasey | 90 | 2 | 0 | 2 | 100.0 |

| D.C. United | Pos | Min | Gls | Ast | Sh | SoT | YC | RC |
|-------------------|-----|------------|----------|----------|-----------|----------|----------|----------|
| Jairo Arrieta | FW | 90 | 0 | 0 | 3 | 0 | 0 | 0 |
| Conor Doyle | MF | 90 | 0 | 0 | 2 | 0 | 0 | 0 |
| Miguel Aguilar | MF | 84 | 0 | 0 | 0 | 0 | 0 | 0 |
| Bobby Boswell | DF | 6 | 0 | 0 | 0 | 0 | 1 | 0 |
| Jared Jeffrey | MF | 59 | 0 | 0 | 2 | 0 | 1 | 0 |
| Perry Kitchen | MF | 31 | 0 | 0 | 0 | 0 | 0 | 0 |
| Markus Halsti | MF | 90 | 0 | 0 | 0 | 0 | 0 | 0 |
| Luke Mishu | DF | 71 | 0 | 0 | 1 | 0 | 0 | 0 |
| Facundo Coria | MF | 19 | 0 | 0 | 1 | 1 | 0 | 0 |
| Taylor Kemp | DF | 90 | 0 | 0 | 0 | 0 | 0 | 0 |
| Kofi Opare | DF | 90 | 0 | 0 | 0 | 0 | 0 | 0 |
| Steve Birnbaum | DF | 90 | 0 | 0 | 2 | 1 | 0 | 0 |
| Chris Korb | DF | 90 | 0 | 0 | 0 | 0 | 0 | 0 |
| Bill Hamid | GK | 90 | 0 | 0 | 0 | 0 | 0 | 0 |
| 14 Players | | 990 | 0 | 0 | 11 | 2 | 2 | 0 |

| Player | Min | SoTA | GA | Saves | Save% |
|------------|-----|------|----|-------|-------|
| Bill Hamid | 90 | 9 | 1 | 8 | 88.9 |

PORTLAND 2, COLORADO 1

May 30, 2015 at Dick's Sporting Goods Park in Commerce City, Colorado

| | | | | |
|----------|---|---|---|---|
| Portland | 1 | 1 | - | 2 |
| Colorado | 0 | 1 | - | 1 |

SCORING

POR - Fernandez (Urruti) 38'

COL - Cronin 89'

POR - Jewsbury (Yartey) 90+3'

CAUTIONS

POR - Jewsbury 42'

COL - Cronin 44'

COL - Riley 46'

COL - Sjoberg 58'

| | COL | POR |
|-----------------|-----|-----|
| Possession | 60% | 40% |
| Shots | 15 | 20 |
| Shots on Target | 3 | 8 |
| Saves | 6 | 2 |
| Fouls | 9 | 12 |
| Offsides | 1 | 1 |
| Corner Kicks | 5 | 5 |

| Colorado Rapids | Pos | Min | Gls | Ast | Sh | SoT | YC | RC |
|--------------------|-----|------------|----------|----------|-----------|----------|----------|----------|
| Gabriel Torres | FW | 90 | 0 | 0 | 1 | 0 | 0 | 0 |
| Juan Ramírez | MF | 90 | 0 | 0 | 2 | 1 | 0 | 0 |
| Vicente Sánchez | MF | 45 | 0 | 0 | 0 | 0 | 0 | 0 |
| Dillon Powers | MF | 45 | 0 | 0 | 2 | 0 | 0 | 0 |
| Kevin Doyle | MF | 54 | 0 | 0 | 2 | 0 | 0 | 0 |
| Luis Solignac | MF | 36 | 0 | 1 | 0 | 0 | 0 | 0 |
| Nick LaBrocca | MF | 70 | 0 | 0 | 4 | 0 | 0 | 0 |
| Lucas Pittinari | MF | 20 | 0 | 0 | 0 | 0 | 0 | 0 |
| Sam Cronin | MF | 90 | 1 | 0 | 3 | 1 | 1 | 0 |
| Michael Harrington | DF | 90 | 0 | 0 | 0 | 0 | 0 | 0 |
| Axel Sjöberg | DF | 90 | 0 | 0 | 1 | 1 | 1 | 0 |
| Drew Moor | DF | 90 | 0 | 0 | 0 | 0 | 0 | 0 |
| James Riley | DF | 90 | 0 | 0 | 0 | 0 | 1 | 0 |
| Clint Irwin | GK | 90 | 0 | 0 | 0 | 0 | 0 | 0 |
| 14 Players | | 990 | 1 | 1 | 15 | 3 | 3 | 0 |

| Player | Min | SoTA | GA | Saves | Save% |
|-------------|-----|------|----|-------|-------|
| Clint Irwin | 90 | 8 | 2 | 6 | 75.0 |

| Portland Timbers | Pos | Min | Gls | Ast | Sh | SoT | YC | RC |
|--------------------|-----|------------|----------|----------|-----------|----------|----------|----------|
| Maximiliano Urruti | FW | 87 | 0 | 1 | 2 | 2 | 0 | 0 |
| Ishmael Yartey | MF | 3 | 0 | 1 | 0 | 0 | 0 | 0 |
| Dairon Asprilla | MF | 90 | 0 | 0 | 4 | 1 | 0 | 0 |
| Darlington Nagbe | MF | 56 | 0 | 0 | 2 | 1 | 0 | 0 |
| Rodney Wallace | MF | 34 | 0 | 0 | 2 | 1 | 0 | 0 |
| Gastón Fernández | MF | 70 | 1 | 0 | 3 | 1 | 0 | 0 |
| Fanendo Adi | FW | 20 | 0 | 0 | 1 | 0 | 0 | 0 |
| Jack Jewsbury | MF | 90 | 1 | 0 | 1 | 1 | 1 | 0 |
| George Fochive | MF | 90 | 0 | 0 | 2 | 0 | 0 | 0 |
| Jorge Villafaña | DF | 90 | 0 | 0 | 1 | 0 | 0 | 0 |
| Liam Ridgewell | DF | 90 | 0 | 0 | 1 | 1 | 0 | 0 |
| Nat Borchers | DF | 90 | 0 | 0 | 1 | 0 | 0 | 0 |
| Alvas Powell | DF | 90 | 0 | 0 | 0 | 0 | 0 | 0 |
| Adam Kwarasey | GK | 90 | 0 | 0 | 0 | 0 | 0 | 0 |
| 14 Players | | 990 | 2 | 2 | 20 | 8 | 1 | 0 |

| Player | Min | SoTA | GA | Saves | Save% |
|---------------|-----|------|----|-------|-------|
| Adam Kwarasey | 90 | 3 | 1 | 2 | 66.7 |

PORTLAND 2, NEW ENGLAND 0

June 6, 2015 at Providence Park in Portland, Oregon

| | | | | |
|-------------|---|---|---|---|
| New England | 0 | 0 | - | 0 |
| Portland | 0 | 2 | - | 2 |

SCORING

POR - Adi (Villafana) 86'
 POR - Adi (Powell) 89'

CAUTIONS

POR - Villafana 7'
 NE - Bunbury 7'
 POR - Urruti 39'
 NE - Woodberry 45'
 NE - Nguyen 85'
 POR - Wallace 88'

| | POR | NE |
|-----------------|-----|-----|
| Possession | 51% | 49% |
| Shots | 19 | 4 |
| Shots on Target | 5 | 3 |
| Saves | 3 | 3 |
| Fouls | 10 | 12 |
| Offsides | 1 | 0 |
| Corner Kicks | 4 | 6 |

| Portland Timbers | Pos | Min | Gls | Ast | Sh | SoT | YC | RC |
|--------------------|-----|------------|----------|----------|-----------|----------|----------|----------|
| Maximiliano Urruti | FW | 89 | 0 | 0 | 3 | 1 | 1 | 0 |
| Jack Jewsbury | MF | 1 | 0 | 0 | 0 | 0 | 0 | 0 |
| Darlington Nagbe | MF | 90 | 0 | 0 | 3 | 2 | 0 | 0 |
| Dairon Asprilla | MF | 66 | 0 | 0 | 2 | 0 | 0 | 0 |
| Fanendo Adi | MF | 24 | 2 | 0 | 4 | 2 | 0 | 0 |
| Gastón Fernández | MF | 62 | 0 | 0 | 3 | 0 | 0 | 0 |
| Rodney Wallace | MF | 28 | 0 | 0 | 1 | 0 | 1 | 0 |
| Diego Chará | MF | 90 | 0 | 0 | 0 | 0 | 0 | 0 |
| Will Johnson | MF | 90 | 0 | 0 | 2 | 0 | 0 | 0 |
| Jorge Villafaña | DF | 90 | 0 | 1 | 0 | 0 | 1 | 0 |
| Liam Ridgewell | DF | 90 | 0 | 0 | 0 | 0 | 0 | 0 |
| Nat Borchers | DF | 90 | 0 | 0 | 0 | 0 | 0 | 0 |
| Alvas Powell | DF | 90 | 0 | 1 | 1 | 0 | 0 | 0 |
| Adam Kwarasey | GK | 90 | 0 | 0 | 0 | 0 | 0 | 0 |
| 14 Players | | 990 | 2 | 2 | 19 | 5 | 3 | 0 |

| Player | Min | SoTA | GA | Saves | Save% |
|---------------|-----|------|----|-------|-------|
| Adam Kwarasey | 90 | 3 | 0 | 3 | 100.0 |

| New England | Pos | Min | Gls | Ast | Sh | SoT | YC | RC |
|--------------------|-----|------------|----------|----------|----------|----------|----------|----------|
| Charlie Davies | FW | 77 | 0 | 0 | 0 | 0 | 0 | 0 |
| Sean Okoli | FW | 13 | 0 | 0 | 0 | 0 | 0 | 0 |
| Kelyn Rowe | MF | 90 | 0 | 0 | 2 | 2 | 0 | 0 |
| Teal Bunbury | MF | 63 | 0 | 0 | 0 | 0 | 1 | 0 |
| Kevin Alston | MF | 27 | 0 | 0 | 0 | 0 | 1 | 0 |
| Lee Nguyen | MF | 90 | 0 | 0 | 1 | 1 | 1 | 0 |
| Andy Dorman | MF | 83 | 0 | 0 | 0 | 0 | 0 | 0 |
| Daigo Kobayashi | MF | 7 | 0 | 0 | 0 | 0 | 0 | 0 |
| Scott Caldwell | DF | 90 | 0 | 0 | 0 | 0 | 0 | 0 |
| Chris Tierney | DF | 90 | 0 | 0 | 1 | 0 | 0 | 0 |
| José Gonçalves | DF | 90 | 0 | 0 | 0 | 0 | 0 | 0 |
| Andrew Farrell | DF | 90 | 0 | 0 | 0 | 0 | 0 | 0 |
| London Woodberry | DF | 90 | 0 | 0 | 0 | 0 | 1 | 0 |
| Bobby Shuttleworth | GK | 90 | 0 | 0 | 0 | 0 | 0 | 0 |
| 14 Players | | 990 | 0 | 0 | 4 | 3 | 4 | 0 |

| Player | Min | SoTA | GA | Saves | Save% |
|--------------------|-----|------|----|-------|-------|
| Bobby Shuttleworth | 90 | 5 | 2 | 3 | 60.0 |

PORTLAND 3, SEATTLE 1 (AET)

June 16, 2015 at Starfire Sports Complex in Tukwila, Washington

| | | | | |
|----------|---|---|---|---|
| Portland | 0 | 1 | 2 | - |
| Seattle | 0 | 1 | 0 | - |
| | 3 | | | |
| | 1 | | | |

SCORING

POR - Valeri 48'
 SEA - Martins 79'
 POR - Wallace 100'
 POR - Urruti 116'

CAUTIONS

SEA - Rose 20'
 SEA - Evans 39'
 POR - Paparatto 55'
 SEA - Rose (2nd Yellow=Red) 69'
 POR - Jewsbury 106'
 POR - Urruti 111'
 SEA - Azira (Red) 113'
 SEA - Dempsey 113'
 SEA - Dempsey (Red) 114'

| | SEA | POR |
|-----------------|-----|-----|
| Possession | 44% | 56% |
| Shots | 9 | 8 |
| Shots on Target | 4 | 3 |
| Saves | 0 | 3 |
| Fouls | 20 | 11 |
| Offsides | 2 | 5 |
| Corner Kicks | 8 | 5 |

| Seattle | Pos | Min | G | A |
|-------------|-----|-----|---|---|
| T. Perkins | GK | 120 | 0 | 0 |
| L. González | | 84 | 0 | 0 |
| T. Mears | - | 36 | 0 | 0 |
| C. Marshall | | 120 | 0 | 0 |
| B. Evans | | 120 | 0 | 0 |
| O. Fisher | | 120 | 0 | 0 |
| L. Neagle | | 120 | 0 | 0 |
| A. Rose | | 120 | 0 | 0 |
| M. Azira | | 120 | 0 | 0 |
| A. Kovar | | 71 | 0 | 0 |
| C. Dempsey | - | 49 | 0 | 0 |
| C. Roldan | | 71 | 0 | 0 |
| D. Remick | - | 49 | 0 | 0 |
| O. Martins | | 120 | 1 | 0 |

| Portland | Pos | Min | G | A |
|--------------|-----|-----|---|---|
| A. Kwarasey | GK | 120 | 0 | 0 |
| N. Borchers | DF | 120 | 0 | 0 |
| N. Paparatto | DF | 120 | 0 | 0 |
| J. Villafaña | DF | 120 | 0 | 0 |
| R. Wallace | MF | 120 | 1 | 0 |
| A. Powell | MF | 36 | 0 | 0 |
| T. Peay | - | 84 | 0 | 0 |
| J. Jewsbury | MF | 120 | 0 | 0 |
| D. Valeri | MF | 60 | 1 | 0 |
| G. Fernández | - | 60 | 0 | 0 |
| D. Nagbe | MF | 120 | 0 | 0 |
| G. Fochive | MF | 120 | 0 | 0 |
| F. Adi | FW | 95 | 0 | 0 |
| M. Urruti | - | 25 | 1 | 0 |

<https://www.mlssoccer.com/competitions/u-s-open-cup/2015/matches/seavspor-06-16-2015>

PORTLAND 2, HOUSTON 0

June 20, 2015 at Providence Park in Portland, Oregon

| | | | | |
|----------|---|---|---|---|
| Houston | 0 | 0 | - | 0 |
| Portland | 1 | 1 | - | 2 |

SCORING

POR - Urruti (Villafana) 34'
 POR - Fernandez (PK) 61'

CAUTIONS

POR - Chara 54'
 HOU - Horst 59'
 HOU - Garrido 69'

| | POR | HOU |
|-----------------|-----|-----|
| Possession | 53% | 47% |
| Shots | 6 | 9 |
| Shots on Target | 2 | 1 |
| Saves | 1 | 0 |
| Fouls | 16 | 13 |
| Offsides | 4 | 0 |
| Corner Kicks | 10 | 6 |

| Portland Timbers | Pos | Min | Gls | Ast | Sh | SoT | YC | RC |
|---------------------|-----|------------|----------|----------|----------|----------|----------|----------|
| Maximiliano Urruti | FW | 75 | 1 | 0 | 1 | 1 | 0 | 0 |
| Fanendo Adi | FW | 15 | 0 | 0 | 0 | 0 | 0 | 0 |
| Rodney Wallace | MF | 90 | 0 | 0 | 0 | 0 | 0 | 0 |
| Darlington Nagbe | MF | 85 | 0 | 0 | 1 | 0 | 0 | 0 |
| Taylor Peay | DF | 5 | 0 | 0 | 0 | 0 | 0 | 0 |
| Gastón Fernández | MF | 71 | 1 | 0 | 3 | 1 | 0 | 0 |
| Diego Valeri | MF | 19 | 0 | 0 | 1 | 0 | 0 | 0 |
| Diego Chará | MF | 90 | 0 | 0 | 0 | 0 | 1 | 0 |
| Will Johnson | MF | 90 | 0 | 0 | 0 | 0 | 0 | 0 |
| Jorge Villafaña | DF | 90 | 0 | 1 | 0 | 0 | 0 | 0 |
| Liam Ridgewell | DF | 90 | 0 | 0 | 0 | 0 | 0 | 0 |
| Norberto Papparatto | DF | 90 | 0 | 0 | 0 | 0 | 0 | 0 |
| Alvas Powell | DF | 90 | 0 | 0 | 0 | 0 | 0 | 0 |
| Adam Kwarasey | GK | 90 | 0 | 0 | 0 | 0 | 0 | 0 |
| 14 Players | | 990 | 2 | 1 | 6 | 2 | 1 | 0 |

| Player | Min | SoTA | GA | Saves | Save% |
|---------------|-----|------|----|-------|-------|
| Adam Kwarasey | 90 | 1 | 0 | 1 | 100.0 |

| Houston Dynamo | Pos | Min | Gls | Ast | Sh | SoT | YC | RC |
|-------------------|-----|------------|----------|----------|----------|----------|----------|----------|
| Will Bruin | FW | 90 | 0 | 0 | 0 | 0 | 0 | 0 |
| Alexander López | MF | 81 | 0 | 0 | 2 | 1 | 0 | 0 |
| Mauro Manotas | FW | 9 | 0 | 0 | 0 | 0 | 0 | 0 |
| Ricardo Clark | MF | 90 | 0 | 0 | 4 | 0 | 0 | 0 |
| Nathan Sturgis | MF | 57 | 0 | 0 | 0 | 0 | 0 | 0 |
| Rob Lovejoy | FW | 33 | 0 | 0 | 0 | 0 | 0 | 0 |
| Leonel Miranda | MF | 74 | 0 | 0 | 0 | 0 | 0 | 0 |
| Alex | MF | 16 | 0 | 0 | 1 | 0 | 0 | 0 |
| Luis Garrido | MF | 90 | 0 | 0 | 0 | 0 | 1 | 0 |
| DaMarcus Beasley | DF | 90 | 0 | 0 | 1 | 0 | 0 | 0 |
| Raúl Rodríguez | DF | 90 | 0 | 0 | 1 | 0 | 0 | 0 |
| David Horst | DF | 90 | 0 | 0 | 0 | 0 | 1 | 0 |
| Kofi Sarkodie | DF | 90 | 0 | 0 | 0 | 0 | 0 | 0 |
| Tyler Deric | GK | 90 | 0 | 0 | 0 | 0 | 0 | 0 |
| 14 Players | | 990 | 0 | 0 | 9 | 1 | 2 | 0 |

| Player | Min | SoTA | GA | Saves | Save% |
|-------------|-----|------|----|-------|-------|
| Tyler Deric | 90 | 2 | 2 | 0 | 50.0 |

LOS ANGELES 5, PORTLAND 0

June 24, 2015 at StubHub Center in Carson, California

| | | | | |
|-------------|---|---|---|---|
| Portland | 0 | 0 | - | 0 |
| Los Angeles | 3 | 2 | - | 5 |

SCORING

LA - Lletget 13'
 LA - Keane (PK) 18'
 LA - Rogers (Keane) 33'
 LA - Vitor Junior 72'
 LA - Villareal 88'

CAUTIONS

LA - Rogers 65'
 LA - Gordon 78'
 POR - Ridgewell (Red) 78'

| | LA | POR |
|-----------------|-----|-----|
| Possession | 48% | 52% |
| Shots | 16 | 16 |
| Shots on Target | 9 | 1 |
| Saves | 1 | 4 |
| Fouls | 13 | 12 |
| Offsides | 0 | 6 |
| Corner Kicks | 4 | 9 |

| LA Galaxy | Pos | Min | Gls | Ast | Sh | SoT | YC | RC |
|-------------------|-----|------------|----------|----------|-----------|----------|----------|----------|
| Robbie Keane | FW | 90 | 1 | 2 | 4 | 3 | 0 | 0 |
| Gyasi Zardes | FW | 82 | 0 | 0 | 2 | 0 | 0 | 0 |
| Jose Villarreal | MF | 8 | 1 | 0 | 1 | 1 | 0 | 0 |
| Baggio Husidic | MF | 90 | 0 | 0 | 3 | 1 | 0 | 0 |
| Sebastian Lletget | MF | 65 | 1 | 0 | 2 | 1 | 0 | 0 |
| Alan Gordon | FW | 25 | 0 | 0 | 0 | 0 | 1 | 0 |
| Vitor Junior | MF | 75 | 1 | 0 | 2 | 2 | 0 | 0 |
| Kenney Walker | MF | 15 | 0 | 0 | 0 | 0 | 0 | 0 |
| Stefan Ishizaki | MF | 90 | 0 | 0 | 0 | 0 | 0 | 0 |
| Robbie Rogers | DF | 90 | 1 | 0 | 1 | 1 | 1 | 0 |
| A.J. DeLaGarza | DF | 90 | 0 | 0 | 0 | 0 | 0 | 0 |
| Omar Gonzalez | DF | 90 | 0 | 0 | 1 | 0 | 0 | 0 |
| Dan Gargan | DF | 90 | 0 | 0 | 0 | 0 | 0 | 0 |
| Jaime Penedo | GK | 90 | 0 | 0 | 0 | 0 | 0 | 0 |
| 14 Players | | 990 | 5 | 2 | 16 | 9 | 2 | 0 |

| Player | Min | SoTA | GA | Saves | Save% |
|--------------|-----|------|----|-------|-------|
| Jaime Penedo | 90 | 1 | 0 | 1 | 100.0 |

| Portland Timbers | Pos | Min | Gls | Ast | Sh | SoT | YC | RC |
|--------------------|-----|------------|----------|----------|-----------|----------|----------|----------|
| Maximiliano Urruti | FW | 90 | 0 | 0 | 2 | 0 | 0 | 0 |
| Rodney Wallace | MF | 74 | 0 | 0 | 1 | 0 | 0 | 0 |
| Michael Nanchoff | MF | 16 | 0 | 0 | 0 | 0 | 0 | 0 |
| Darlington Nagbe | MF | 59 | 0 | 0 | 0 | 0 | 0 | 0 |
| Gastón Fernández | MF | 31 | 0 | 0 | 2 | 0 | 0 | 0 |
| Diego Valeri | MF | 69 | 0 | 0 | 5 | 0 | 0 | 0 |
| Fanendo Adi | FW | 21 | 0 | 0 | 2 | 0 | 0 | 0 |
| Jack Jewsbury | MF | 90 | 0 | 0 | 0 | 0 | 0 | 0 |
| Diego Chará | MF | 90 | 0 | 0 | 1 | 1 | 0 | 0 |
| Jorge Villafaña | DF | 90 | 0 | 0 | 1 | 0 | 0 | 0 |
| Liam Ridgewell | DF | 77 | 0 | 0 | 1 | 0 | 0 | 1 |
| Nat Borchers | DF | 90 | 0 | 0 | 0 | 0 | 0 | 0 |
| Alvas Powell | DF | 90 | 0 | 0 | 1 | 0 | 0 | 0 |
| Adam Kwarasey | GK | 90 | 0 | 0 | 0 | 0 | 0 | 0 |
| 14 Players | | 977 | 0 | 0 | 16 | 1 | 0 | 1 |

| Player | Min | SoTA | GA | Saves | Save% |
|---------------|-----|------|----|-------|-------|
| Adam Kwarasey | 90 | 9 | 5 | 4 | 55.6 |

PORTLAND 4, SEATTLE 1

June 28, 2015 at Providence Park in Portland, Oregon

| | | | | |
|----------|---|---|---|---|
| Seattle | 1 | 0 | - | 1 |
| Portland | 1 | 3 | - | 4 |

SCORING

POR - Nagbe (Valeri) 12'
 SEA - Neagle (Mears) 38'
 POR - Adi (Nagbe) 74'
 POR - Adi (Wallace) 76'
 POR - Wallace (Urruti) 90+1'

CAUTIONS

SEA - Pineda 17'
 SEA - Rose 52'
 POR - Valeri 53'
 SEA - Neagle 71'

| | POR | SEA |
|-----------------|-----|-----|
| Possession | 47% | 53% |
| Shots | 24 | 6 |
| Shots on Target | 11 | 1 |
| Saves | 0 | 7 |
| Fouls | 12 | 13 |
| Offsides | 0 | 2 |
| Corner Kicks | 7 | 4 |

| Portland Timbers | Pos | Min | Gls | Ast | Sh | SoT | YC | RC |
|--------------------|-----|------------|----------|----------|-----------|-----------|----------|----------|
| Fanendo Adi | FW | 90 | 2 | 0 | 5 | 3 | 0 | 0 |
| Darlington Nagbe | MF | 79 | 1 | 1 | 2 | 1 | 0 | 0 |
| Jack Jewsbury | MF | 11 | 0 | 0 | 0 | 0 | 0 | 0 |
| Diego Valeri | MF | 65 | 0 | 1 | 3 | 0 | 1 | 0 |
| Rodney Wallace | MF | 25 | 1 | 1 | 1 | 1 | 0 | 0 |
| Gastón Fernández | MF | 81 | 0 | 0 | 4 | 2 | 0 | 0 |
| Maximiliano Urruti | FW | 9 | 0 | 1 | 0 | 0 | 0 | 0 |
| Will Johnson | MF | 90 | 0 | 0 | 1 | 0 | 0 | 0 |
| Diego Chará | MF | 90 | 0 | 0 | 1 | 1 | 0 | 0 |
| Jorge Villafaña | DF | 90 | 0 | 0 | 0 | 0 | 0 | 0 |
| Norberto Papatatto | DF | 90 | 0 | 0 | 0 | 0 | 0 | 0 |
| Nat Borchers | DF | 90 | 0 | 0 | 1 | 1 | 0 | 0 |
| Alvas Powell | DF | 90 | 0 | 0 | 2 | 1 | 0 | 0 |
| Adam Kwarasey | GK | 90 | 0 | 0 | 0 | 0 | 0 | 0 |
| 14 Players | | 990 | 4 | 4 | 20 | 10 | 1 | 0 |

| Player | Min | SoTA | GA | Saves | Save% |
|---------------|-----|------|----|-------|-------|
| Adam Kwarasey | 90 | 0 | 1 | 0 | |

| Seattle Sounders | Pos | Min | Gls | Ast | Sh | SoT | YC | RC |
|-------------------|-----|------------|----------|----------|----------|----------|----------|----------|
| Chad Barrett | FW | 59 | 0 | 0 | 0 | 0 | 0 | 0 |
| Andy Craven | FW | 31 | 0 | 0 | 0 | 0 | 0 | 0 |
| Lamar Neagle | MF | 81 | 1 | 0 | 1 | 1 | 1 | 0 |
| Darwin Jones | MF | 9 | 0 | 0 | 0 | 0 | 0 | 0 |
| Marco Pappa | MF | 90 | 0 | 0 | 1 | 0 | 0 | 0 |
| Gonzalo Pineda | MF | 90 | 0 | 0 | 1 | 0 | 1 | 0 |
| Micheal Azira | MF | 90 | 0 | 0 | 0 | 0 | 0 | 0 |
| Andy Rose | MF | 68 | 0 | 0 | 0 | 0 | 1 | 0 |
| Cristian Roldan | MF | 22 | 0 | 0 | 0 | 0 | 0 | 0 |
| Oniel Fisher | DF | 90 | 0 | 0 | 3 | 0 | 0 | 0 |
| Brad Evans | DF | 90 | 0 | 0 | 0 | 0 | 0 | 0 |
| Chad Marshall | DF | 90 | 0 | 0 | 0 | 0 | 0 | 0 |
| Tyrone Mears | DF | 90 | 0 | 1 | 0 | 0 | 0 | 0 |
| Stefan Frei | GK | 90 | 0 | 0 | 0 | 0 | 0 | 0 |
| 14 Players | | 990 | 1 | 1 | 6 | 1 | 3 | 0 |

| Player | Min | SoTA | GA | Saves | Save% |
|-------------|-----|------|----|-------|-------|
| Stefan Frei | 90 | 0 | 4 | 0 | |

REAL SALT LAKE 2, PORTLAND 0

July 1, 2015 at Rio Tinto Stadium in Sandy, Utah

| | | | | |
|----------------|---|---|---|---|
| Portland | 0 | 0 | - | 0 |
| Real Salt Lake | 0 | 2 | - | 2 |

SCORING

RSL - Jaime 54'
 RSL - Morales (PK) 71'

CAUTIONS

None

| | RSL | POR |
|-----------------|-----|-----|
| Possession | 50% | 50% |
| Shots | 14 | 6 |
| Shots on Target | 3 | 1 |
| Saves | 1 | 1 |
| Fouls | 12 | 9 |
| Offsides | 5 | 4 |
| Corner Kicks | 3 | 5 |

| Real Salt Lake | Pos | Min | G | A |
|----------------|-----|-----|---|---|
| J. Attinella | GK | 90 | 0 | 0 |
| A. Beltran | | 90 | 0 | 0 |
| A. Maund | | 90 | 0 | 0 |
| E. Vásquez | | 90 | 0 | 0 |
| J. Morales | | 90 | 1 | 0 |
| D. Phillips | | 90 | 0 | 0 |
| L. Gil | | 90 | 0 | 0 |
| L. Mulholland | | 90 | 0 | 0 |
| S. Jaime | | 89 | 1 | 0 |
| S. Saucedo | - | 1 | 0 | 0 |
| J. Plata | | 83 | 0 | 0 |
| J. Stertzter | - | 7 | 0 | 0 |
| O. García | | 74 | 0 | 0 |
| A. Mansally | - | 19 | 0 | 0 |

| Portland | Pos | Min | G | A |
|--------------|-----|-----|---|---|
| D. Asprilla | FW | 62 | 0 | 0 |
| D. Valeri | - | 28 | 0 | 0 |
| M. Urruti | FW | 81 | 0 | 0 |
| F. Adi | - | 9 | 0 | 0 |
| T. Peay | MF | 90 | 0 | 0 |
| J. Jewsbury | MF | 90 | 0 | 0 |
| G. Fochive | MF | 74 | 0 | 0 |
| M. Nanchoff | - | 16 | 0 | 0 |
| G. Fernández | MF | 90 | 0 | 0 |
| L. Ridgewell | DF | 90 | 0 | 0 |
| N. Borchers | DF | 90 | 0 | 0 |
| J. Villafaña | DF | 90 | 0 | 0 |
| R. Wallace | DF | 90 | 0 | 0 |
| A. Kwarasey | GK | 90 | 0 | 0 |

<https://www.mlssoccer.com/competitions/u-s-open-cup/2015/matches/rslvsport-07-01-2015>

PORTLAND 1, SAN JOSE 0

July 5, 2015 at Providence Park in Portland, Oregon

| | | | | |
|----------|---|---|---|---|
| Sna Jose | 0 | 0 | - | 0 |
| Portland | 0 | 1 | - | 1 |

SCORING

POR - Jewsbury (Fernandez) 90+1'

CAUTIONS

SJ - Goodson 51'

SJ - Sherrod 75'

| | POR | SJ |
|-----------------|-----|-----|
| Possession | 61% | 39% |
| Shots | 23 | 7 |
| Shots on Target | 7 | 2 |
| Saves | 1 | 6 |
| Fouls | 9 | 14 |
| Offsides | 3 | 3 |
| Corner Kicks | 9 | 4 |

| Portland Timbers | Pos | Min | Gls | Ast | Sh | SoT | YC | RC |
|--------------------|-----|------------|----------|----------|-----------|----------|----------|----------|
| Fanendo Adi | FW | 78 | 0 | 0 | 3 | 0 | 0 | 0 |
| Maximiliano Urruti | FW | 12 | 0 | 0 | 0 | 0 | 0 | 0 |
| Darlington Nagbe | MF | 83 | 0 | 0 | 1 | 0 | 0 | 0 |
| Gastón Fernández | MF | 7 | 0 | 1 | 0 | 0 | 0 | 0 |
| Dairon Asprilla | MF | 72 | 0 | 0 | 1 | 0 | 0 | 0 |
| Rodney Wallace | MF | 18 | 0 | 0 | 0 | 0 | 0 | 0 |
| Diego Valeri | MF | 90 | 0 | 0 | 6 | 3 | 0 | 0 |
| Jack Jewsbury | MF | 90 | 1 | 0 | 4 | 1 | 0 | 0 |
| Will Johnson | MF | 90 | 0 | 0 | 4 | 0 | 0 | 0 |
| Jorge Villafaña | DF | 90 | 0 | 0 | 1 | 1 | 0 | 0 |
| Liam Ridgewell | DF | 90 | 0 | 0 | 0 | 0 | 0 | 0 |
| Norberto Paparatto | DF | 90 | 0 | 0 | 1 | 1 | 0 | 0 |
| Alvas Powell | DF | 90 | 0 | 0 | 2 | 1 | 0 | 0 |
| Adam Kwarasey | GK | 90 | 0 | 0 | 0 | 0 | 0 | 0 |
| 14 Players | | 990 | 1 | 1 | 23 | 7 | 0 | 0 |

| Player | Min | SoTA | GA | Saves | Save% |
|---------------|-----|------|----|-------|-------|
| Adam Kwarasey | 90 | 1 | 0 | 1 | 100.0 |

| San Jose | Pos | Min | Gls | Ast | Sh | SoT | YC | RC |
|------------------------|-----|------------|----------|----------|----------|----------|----------|----------|
| Mark Sherrod | FW | 75 | 0 | 0 | 1 | 0 | 1 | 0 |
| Adam Jahn | FW | 15 | 0 | 0 | 0 | 0 | 0 | 0 |
| Leandro Barrera | FW | 71 | 0 | 0 | 0 | 0 | 0 | 0 |
| Shaun Francis | DF | 19 | 0 | 0 | 1 | 0 | 0 | 0 |
| Tommy Thompson | FW | 89 | 0 | 0 | 3 | 1 | 0 | 0 |
| J. J. Koval | MF | 1 | 0 | 0 | 0 | 0 | 0 | 0 |
| Jean-Baptiste Pierazzi | MF | 90 | 0 | 0 | 0 | 0 | 0 | 0 |
| Shea Salinas | MF | 90 | 0 | 0 | 0 | 0 | 0 | 0 |
| Fatai Alashe | MF | 90 | 0 | 0 | 1 | 1 | 0 | 0 |
| Jordan Stewart | DF | 90 | 0 | 0 | 0 | 0 | 0 | 0 |
| Clarence Goodson | DF | 90 | 0 | 0 | 0 | 0 | 1 | 0 |
| Víctor Bernárdez | DF | 90 | 0 | 0 | 1 | 0 | 0 | 0 |
| Marvell Wynne | DF | 90 | 0 | 0 | 0 | 0 | 0 | 0 |
| David Bingham | GK | 90 | 0 | 0 | 0 | 0 | 0 | 0 |
| 14 Players | | 990 | 0 | 0 | 7 | 2 | 2 | 0 |

| Player | Min | SoTA | GA | Saves | Save% |
|---------------|-----|------|----|-------|-------|
| David Bingham | 90 | 7 | 1 | 6 | 85.7 |

PHILADELPHIA 3, PORTLAND 0

July 11, 2015 at PPL Park in Chester, Penn

| | | | | |
|--------------|---|---|---|---|
| Portland | 0 | 0 | - | 0 |
| Philadelphia | 0 | 3 | - | 3 |

SCORING

PHI - Wenger (Maidana) 69'

PHI - Nogueira 71'

PHI - Nogueira 82'

CAUTIONS

PHI - Edu 35'

PHI - Le toux 64'

POR - Valeri 86'

| | PHI | POR |
|-----------------|-----|-----|
| Possession | 49% | 51% |
| Shots | 17 | 8 |
| Shots on Target | 7 | 4 |
| Saves | 4 | 4 |
| Fouls | 8 | 7 |
| Offsides | 2 | 0 |
| Corner Kicks | 8 | 8 |

| Philadelphia Union | Pos | Min | Gls | Ast | Sh | SoT | YC | RC |
|--------------------|-----|------------|----------|----------|-----------|----------|----------|----------|
| C.J. Sapong | FW | 90 | 0 | 0 | 3 | 0 | 0 | 0 |
| Andrew Wenger | MF | 78 | 1 | 0 | 3 | 3 | 0 | 0 |
| Zach Pfeffer | MF | 12 | 0 | 0 | 2 | 2 | 0 | 0 |
| Sébastien Le Toux | MF | 84 | 0 | 0 | 2 | 0 | 1 | 0 |
| Sheanon Williams | DF | 6 | 0 | 0 | 0 | 0 | 0 | 0 |
| Cristian Maidana | MF | 88 | 0 | 1 | 1 | 0 | 0 | 0 |
| Fred Carreiro | MF | 2 | 0 | 0 | 0 | 0 | 0 | 0 |
| Brian Carroll | MF | 90 | 0 | 0 | 1 | 0 | 0 | 0 |
| Vincent Nogueira | MF | 90 | 2 | 0 | 4 | 2 | 0 | 0 |
| Fabinho | DF | 90 | 0 | 0 | 0 | 0 | 0 | 0 |
| Richie Marquez | DF | 90 | 0 | 0 | 0 | 0 | 0 | 0 |
| Maurice Edu | DF | 90 | 0 | 0 | 1 | 0 | 1 | 0 |
| Ray Gaddis | DF | 90 | 0 | 0 | 0 | 0 | 0 | 0 |
| Brian Sylvestre | GK | 90 | 0 | 0 | 0 | 0 | 0 | 0 |
| 14 Players | | 990 | 3 | 1 | 17 | 7 | 2 | 0 |

| Player | Min | SoTA | GA | Saves | Save% |
|-----------------|-----|------|----|-------|-------|
| Brian Sylvestre | 90 | 4 | 0 | 4 | 100.0 |

| Portland Timbers | Pos | Min | Gls | Ast | Sh | SoT | YC | RC |
|-------------------|-----|------------|----------|----------|----------|----------|----------|----------|
| Fanendo Adi | FW | 90 | 0 | 0 | 2 | 2 | 0 | 0 |
| Rodney Wallace | MF | 72 | 0 | 0 | 1 | 0 | 0 | 0 |
| Dairon Asprilla | MF | 18 | 0 | 0 | 0 | 0 | 0 | 0 |
| Diego Valeri | MF | 90 | 0 | 0 | 2 | 0 | 1 | 0 |
| Gastón Fernández | MF | 90 | 0 | 0 | 2 | 1 | 0 | 0 |
| Jack Jewsbury | MF | 82 | 0 | 0 | 0 | 0 | 0 | 0 |
| Michael Nanchoff | MF | 8 | 0 | 0 | 0 | 0 | 0 | 0 |
| Will Johnson | MF | 90 | 0 | 0 | 0 | 0 | 0 | 0 |
| Jeanderson | DF | 90 | 0 | 0 | 0 | 0 | 0 | 0 |
| Liam Ridgewell | DF | 90 | 0 | 0 | 0 | 0 | 0 | 0 |
| Nat Borchers | DF | 90 | 0 | 0 | 0 | 0 | 0 | 0 |
| Taylor Peay | DF | 90 | 0 | 0 | 1 | 1 | 0 | 0 |
| Andrew Weber | GK | 90 | 0 | 0 | 0 | 0 | 0 | 0 |
| 13 Players | | 990 | 0 | 0 | 8 | 4 | 1 | 0 |

| Player | Min | SoTA | GA | Saves | Save% |
|--------------|-----|------|----|-------|-------|
| Andrew Weber | 90 | 7 | 3 | 4 | 57.1 |

PORTLAND 1, VANCOUVER 1 (DRAW)

July 18, 2015 at Providence Park in Portland, Oregon

| | | | | |
|-----------|---|---|---|---|
| Vancouver | 0 | 1 | - | 1 |
| Portland | 1 | 0 | - | 1 |

SCORING

POR - Valeri (adi) 33'
VAN - Laba (Manneh) 57'

CAUTIONS

VAN - Parker 22'
POR - Ridgewell 36'
POR - Chara 48'
VAN - Harvey (Red) 90+2'
POR - Wallace 90+3'
POR - Johnson 90+5'
POR - Johnson (Red) 90+5'

| | POR | VAN |
|-----------------|-----|-----|
| Possession | 54% | 46% |
| Shots | 14 | 16 |
| Shots on Target | 3 | 6 |
| Saves | 4 | 2 |
| Fouls | 12 | 14 |
| Offsides | 2 | 2 |
| Corner Kicks | 7 | 7 |

| Portland Timbers | Pos | Min | Gls | Ast | Sh | SoT | YC | RC |
|--------------------|-----|------------|----------|----------|-----------|----------|----------|----------|
| Fanendo Adi | FW | 75 | 0 | 1 | 3 | 0 | 0 | 0 |
| Maximiliano Urruti | FW | 15 | 0 | 0 | 0 | 0 | 0 | 0 |
| Darlington Nagbe | MF | 82 | 0 | 0 | 0 | 0 | 0 | 0 |
| Gastón Fernández | MF | 8 | 0 | 0 | 1 | 0 | 0 | 0 |
| Dairon Asprilla | MF | 66 | 0 | 0 | 1 | 0 | 0 | 0 |
| Rodney Wallace | MF | 24 | 0 | 0 | 1 | 0 | 1 | 0 |
| Diego Valeri | MF | 90 | 1 | 0 | 4 | 2 | 0 | 0 |
| Diego Chará | MF | 90 | 0 | 0 | 0 | 0 | 1 | 0 |
| Will Johnson | MF | 90 | 0 | 0 | 2 | 0 | 0 | 0 |
| Jorge Villafaña | DF | 90 | 0 | 0 | 0 | 0 | 0 | 0 |
| Liam Ridgewell | DF | 90 | 0 | 0 | 0 | 0 | 1 | 0 |
| Nat Borchers | DF | 90 | 0 | 0 | 1 | 1 | 0 | 0 |
| Alvas Powell | DF | 90 | 0 | 0 | 1 | 0 | 0 | 0 |
| Adam Kwarasey | GK | 90 | 0 | 0 | 0 | 0 | 0 | 0 |
| 14 Players | | 990 | 1 | 1 | 14 | 3 | 3 | 0 |

| Player | Min | SoTA | GA | Saves | Save% |
|---------------|-----|------|----|-------|-------|
| Adam Kwarasey | 90 | 5 | 1 | 4 | 80.0 |

| Vancouver | Pos | Min | Gls | Ast | Sh | SoT | YC | RC |
|-------------------|-----|------------|----------|----------|-----------|----------|----------|----------|
| Octavio Rivero | FW | 90 | 0 | 0 | 3 | 1 | 0 | 0 |
| Kekuta Manneh | MF | 89 | 0 | 1 | 6 | 4 | 0 | 0 |
| Kianz Froese | MF | 1 | 0 | 0 | 0 | 0 | 0 | 0 |
| Mauro Rosales | MF | 83 | 0 | 0 | 1 | 0 | 0 | 0 |
| Russell Teibert | MF | 7 | 0 | 0 | 0 | 0 | 0 | 0 |
| Nicolás Mezquida | MF | 66 | 0 | 0 | 2 | 0 | 0 | 0 |
| Cristian Techera | MF | 24 | 0 | 0 | 0 | 0 | 0 | 0 |
| Gershon Koffie | MF | 90 | 0 | 0 | 2 | 0 | 0 | 0 |
| Matías Laba | MF | 90 | 1 | 0 | 1 | 1 | 0 | 0 |
| Jordan Harvey | DF | 89 | 0 | 0 | 1 | 0 | 0 | 1 |
| Christian Dean | DF | 90 | 0 | 0 | 0 | 0 | 0 | 0 |
| Tim Parker | DF | 90 | 0 | 0 | 0 | 0 | 1 | 0 |
| Steven Beitashour | DF | 90 | 0 | 0 | 0 | 0 | 0 | 0 |
| David Ousted | GK | 90 | 0 | 0 | 0 | 0 | 0 | 0 |
| 14 Players | | 989 | 1 | 1 | 16 | 6 | 1 | 1 |

| Player | Min | SoTA | GA | Saves | Save% |
|--------------|-----|------|----|-------|-------|
| David Ousted | 90 | 3 | 1 | 2 | 66.7 |

FC DALLAS 4, PORTLAND 1

July 25, 2015 at Toyota Stadium in Frisco, Texas

| | | | | |
|-----------|---|---|---|---|
| Portland | 0 | 1 | - | 1 |
| FC Dallas | 2 | 2 | - | 4 |

SCORING

DAL - Barrios (Acosta) 12'
DAL - Barrios 22'
DAL - Acosta 69'
DAL - Diaz (PK) 87'
POR - Adi (PK) 90+3'

CAUTIONS

DAL - Hollingshead 65'
DAL - Harris 74'

| | DAL | POR |
|-----------------|-----|-----|
| Possession | 51% | 49% |
| Shots | 16 | 10 |
| Shots on Target | 7 | 3 |
| Saves | 2 | 2 |
| Fouls | 12 | 8 |
| Offsides | 0 | 5 |
| Corner Kicks | 8 | 1 |

| FC Dallas | Pos | Min | Gls | Ast | Sh | SoT | YC | RC |
|--------------------|-----|------------|----------|----------|-----------|----------|----------|----------|
| David Texeira | FW | 77 | 0 | 0 | 2 | 0 | 0 | 0 |
| Rolando Escobar | MF | 13 | 0 | 0 | 1 | 1 | 0 | 0 |
| Fabián Castillo | MF | 83 | 0 | 0 | 2 | 1 | 0 | 0 |
| Tesho Akindele | MF | 7 | 0 | 0 | 0 | 0 | 0 | 0 |
| Michael Barrios | MF | 90 | 2 | 0 | 3 | 2 | 0 | 0 |
| Mauro Díaz | MF | 87 | 1 | 0 | 1 | 1 | 0 | 0 |
| Alejandro Zendejas | MF | 3 | 0 | 0 | 0 | 0 | 0 | 0 |
| Victor Ulloa | MF | 90 | 0 | 0 | 1 | 0 | 0 | 0 |
| Kellyn Acosta | MF | 90 | 1 | 1 | 2 | 2 | 0 | 0 |
| Ryan Hollingshead | DF | 90 | 0 | 0 | 0 | 0 | 1 | 0 |
| Matt Hedges | DF | 90 | 0 | 0 | 1 | 0 | 0 | 0 |
| Zach Loyd | DF | 90 | 0 | 0 | 0 | 0 | 0 | 0 |
| Atiba Harris | DF | 90 | 0 | 0 | 3 | 0 | 1 | 0 |
| Dan Kennedy | GK | 90 | 0 | 0 | 0 | 0 | 0 | 0 |
| 14 Players | | 990 | 4 | 1 | 16 | 7 | 2 | 0 |

| Player | Min | SoTA | GA | Saves | Save% |
|-------------|-----|------|----|-------|-------|
| Dan Kennedy | 90 | 3 | 1 | 2 | 100.0 |

| Portland Timbers | Pos | Min | Gls | Ast | Sh | SoT | YC | RC |
|--------------------|-----|------------|----------|----------|-----------|----------|----------|----------|
| Maximiliano Urruti | FW | 71 | 0 | 0 | 2 | 0 | 0 | 0 |
| Fanendo Adi | FW | 19 | 1 | 0 | 1 | 1 | 0 | 0 |
| Rodney Wallace | MF | 63 | 0 | 0 | 0 | 0 | 0 | 0 |
| Lucas Melano | MF | 27 | 0 | 0 | 1 | 1 | 0 | 0 |
| Darlington Nagbe | MF | 77 | 0 | 0 | 0 | 0 | 0 | 0 |
| Gastón Fernández | MF | 13 | 0 | 0 | 0 | 0 | 0 | 0 |
| Diego Valeri | MF | 90 | 0 | 0 | 3 | 1 | 0 | 0 |
| Diego Chará | MF | 90 | 0 | 0 | 0 | 0 | 0 | 0 |
| Jack Jewsbury | MF | 90 | 0 | 0 | 0 | 0 | 0 | 0 |
| Jorge Villafaña | DF | 90 | 0 | 0 | 0 | 0 | 0 | 0 |
| Liam Ridgewell | DF | 90 | 0 | 0 | 2 | 0 | 0 | 0 |
| Nat Borchers | DF | 90 | 0 | 0 | 0 | 0 | 0 | 0 |
| Alvas Powell | DF | 90 | 0 | 0 | 1 | 0 | 0 | 0 |
| Adam Kwarasey | GK | 90 | 0 | 0 | 0 | 0 | 0 | 0 |
| 14 Players | | 990 | 1 | 0 | 10 | 3 | 0 | 0 |

| Player | Min | SoTA | GA | Saves | Save% |
|---------------|-----|------|----|-------|-------|
| Adam Kwarasey | 90 | 6 | 4 | 2 | 50.0 |

SAN JOSE 0, PORTLAND 0 (DRAW)

August 2, 2015 at Avaya Stadium in San Jose, California

| | | | | |
|----------|---|---|---|---|
| Portland | 0 | 0 | - | 0 |
| San Jose | 0 | 0 | - | 0 |

SCORING

None

CAUTIONS

SJ - Francis 14'
SJ - Stewart 88'

| | SJ | POR |
|-----------------|-----------|------------|
| Possession | 55% | 45% |
| Shots | 12 | 15 |
| Shots on Target | 3 | 5 |
| Saves | 5 | 3 |
| Fouls | 16 | 11 |
| Offsides | 1 | 0 |
| Corner Kicks | 11 | 4 |

| San Jose | Pos | Min | Gls | Ast | Sh | SoT | YC | RC |
|-----------------------|------------|------------|------------|------------|-----------|------------|-----------|-----------|
| Quincy Amarikwa | FW | 90 | 0 | 0 | 5 | 2 | 0 | 0 |
| Chris Wondolowski | FW | 90 | 0 | 0 | 1 | 1 | 0 | 0 |
| Cordell Cato | FW | 63 | 0 | 0 | 2 | 0 | 0 | 0 |
| Sanna Nyassi | MF | 27 | 0 | 0 | 0 | 0 | 0 | 0 |
| Matias Pérez García | MF | 81 | 0 | 0 | 1 | 0 | 0 | 0 |
| Tommy Thompson | DF | 9 | 0 | 0 | 0 | 0 | 0 | 0 |
| Fatai Alashe | MF | 90 | 0 | 0 | 1 | 0 | 0 | 0 |
| Shea Salinas | MF | 77 | 0 | 0 | 1 | 0 | 0 | 0 |
| Marc Pelosi | MF | 13 | 0 | 0 | 0 | 0 | 0 | 0 |
| Shaun Francis | DF | 90 | 0 | 0 | 1 | 0 | 1 | 0 |
| Jordan Stewart | DF | 90 | 0 | 0 | 0 | 0 | 1 | 0 |
| Victor Bernárdez | DF | 90 | 0 | 0 | 0 | 0 | 0 | 0 |
| Marvell Wynne | DF | 90 | 0 | 0 | 0 | 0 | 0 | 0 |
| David Bingham | GK | 90 | 0 | 0 | 0 | 0 | 0 | 0 |
| 14 Players | | 990 | 0 | 0 | 12 | 3 | 2 | 0 |

| Player | Min | SoTA | GA | Saves | Save% |
|---------------|------------|-------------|-----------|--------------|--------------|
| David Bingham | 90 | 5 | 0 | 5 | 100.0 |

| Portland Timbers | Pos | Min | Gls | Ast | Sh | SoT | YC | RC |
|---------------------------|------------|------------|------------|------------|-----------|------------|-----------|-----------|
| Fanendo Adi | FW | 65 | 0 | 0 | 3 | 1 | 0 | 0 |
| Lucas Melano | FW | 25 | 0 | 0 | 3 | 1 | 0 | 0 |
| Rodney Wallace | MF | 79 | 0 | 0 | 2 | 0 | 0 | 0 |
| Maximiliano Urruti | FW | 11 | 0 | 0 | 0 | 0 | 0 | 0 |
| Darlington Nagbe | MF | 90 | 0 | 0 | 2 | 1 | 0 | 0 |
| Diego Valeri | MF | 90 | 0 | 0 | 3 | 1 | 0 | 0 |
| Diego Chará | MF | 90 | 0 | 0 | 0 | 0 | 0 | 0 |
| Will Johnson | MF | 90 | 0 | 0 | 0 | 0 | 0 | 0 |
| Jorge Villafaña | DF | 90 | 0 | 0 | 0 | 0 | 0 | 0 |
| Liam Ridgewell | DF | 90 | 0 | 0 | 0 | 0 | 0 | 0 |
| Nat Borchers | DF | 90 | 0 | 0 | 1 | 1 | 0 | 0 |
| Alvas Powell | DF | 45 | 0 | 0 | 1 | 0 | 0 | 0 |
| Taylor Peay | DF | 45 | 0 | 0 | 0 | 0 | 0 | 0 |
| Adam Kwarasey | GK | 90 | 0 | 0 | 0 | 0 | 0 | 0 |
| 14 Players | | 990 | 0 | 0 | 15 | 5 | 0 | 0 |

| Player | Min | SoTA | GA | Saves | Save% |
|---------------|------------|-------------|-----------|--------------|--------------|
| Adam Kwarasey | 90 | 3 | 0 | 3 | 100.0 |

PORTLAND 1, CHICAGO 0

August 7, 2015 at Providence Park in Portland, Oregon

| | | | | |
|----------|---|---|---|---|
| Chicago | 0 | 0 | - | 0 |
| Portland | 0 | 1 | - | 1 |

SCORING

POR - Adi 48'

CAUTIONS

CHI - Polster 44'
POR - Melano 71'

| | POR | CHI |
|-----------------|------------|------------|
| Possession | 46% | 54% |
| Shots | 15 | 13 |
| Shots on Target | 2 | 3 |
| Saves | 3 | 1 |
| Fouls | 15 | 9 |
| Offsides | 6 | 1 |
| Corner Kicks | 8 | 3 |

| Portland Timbers | Pos | Min | Gls | Ast | Sh | SoT | YC | RC |
|-------------------------|------------|------------|------------|------------|-----------|------------|-----------|-----------|
| Fanendo Adi | FW | 85 | 1 | 0 | 4 | 1 | 0 | 0 |
| Dairon Asprilla | FW | 5 | 0 | 0 | 0 | 0 | 0 | 0 |
| Rodney Wallace | MF | 67 | 0 | 0 | 0 | 0 | 0 | 0 |
| Lucas Melano | MF | 23 | 0 | 0 | 4 | 0 | 1 | 0 |
| Darlington Nagbe | MF | 90 | 0 | 0 | 2 | 0 | 0 | 0 |
| Diego Valeri | MF | 89 | 0 | 0 | 2 | 0 | 0 | 0 |
| Jack Jewsbury | MF | 1 | 0 | 0 | 0 | 0 | 0 | 0 |
| Diego Chará | MF | 90 | 0 | 0 | 1 | 0 | 0 | 0 |
| Will Johnson | MF | 90 | 0 | 0 | 0 | 0 | 0 | 0 |
| Jorge Villafaña | DF | 90 | 0 | 0 | 2 | 1 | 0 | 0 |
| Liam Ridgewell | DF | 90 | 0 | 0 | 0 | 0 | 0 | 0 |
| Nat Borchers | DF | 90 | 0 | 0 | 0 | 0 | 0 | 0 |
| Alvas Powell | DF | 90 | 0 | 0 | 0 | 0 | 0 | 0 |
| Adam Kwarasey | GK | 90 | 0 | 0 | 0 | 0 | 0 | 0 |
| 14 Players | | 990 | 1 | 0 | 15 | 2 | 1 | 0 |

| Player | Min | SoTA | GA | Saves | Save% |
|---------------|------------|-------------|-----------|--------------|--------------|
| Adam Kwarasey | 90 | 3 | 0 | 3 | 100.0 |

| Chicago Fire | Pos | Min | Gls | Ast | Sh | SoT | YC | RC |
|--------------------------|------------|------------|------------|------------|-----------|------------|-----------|-----------|
| David Accam | FW | 42 | 0 | 0 | 0 | 0 | 0 | 0 |
| Patrick Nyarko | FW | 48 | 0 | 0 | 0 | 0 | 0 | 0 |
| Jason Johnson | FW | 67 | 0 | 0 | 4 | 1 | 0 | 0 |
| Kennedy Igboanike | FW | 23 | 0 | 0 | 2 | 0 | 0 | 0 |
| Shaun Maloney | FW | 90 | 0 | 0 | 1 | 0 | 0 | 0 |
| Răzvan Cocîș | MF | 90 | 0 | 0 | 1 | 1 | 0 | 0 |
| Matt Polster | MF | 90 | 0 | 0 | 0 | 0 | 1 | 0 |
| Harry Shipp | MF | 90 | 0 | 0 | 5 | 1 | 0 | 0 |
| Joevin Jones | DF | 90 | 0 | 0 | 0 | 0 | 0 | 0 |
| Jeff Larentowicz | DF | 90 | 0 | 0 | 0 | 0 | 0 | 0 |
| Eric Gehrig | DF | 90 | 0 | 0 | 0 | 0 | 0 | 0 |
| Lovel Palmer | DF | 90 | 0 | 0 | 0 | 0 | 0 | 0 |
| Sean Johnson | GK | 90 | 0 | 0 | 0 | 0 | 0 | 0 |
| 13 Players | | 990 | 0 | 0 | 13 | 3 | 1 | 0 |

| Player | Min | SoTA | GA | Saves | Save% |
|---------------|------------|-------------|-----------|--------------|--------------|
| Sean Johnson | 90 | 2 | 1 | 1 | 50.0 |

PORTLAND 1, REAL SALT LAKE 0

August 15, 2015 at Rio Tinto Stadium in Sandy, Utah

| | | | | |
|----------------|---|---|---|---|
| Portland | 0 | 1 | - | 1 |
| Real Salt Lake | 0 | 0 | - | 0 |

SCORING

POR - Borchers (Valeri) 90+5'

CAUTIONS

RSL - Phillips 12'

POR - Ridgewell 80'

| | RSL | POR |
|-----------------|-----|-----|
| Possession | 65% | 35% |
| Shots | 15 | 10 |
| Shots on Target | 5 | 5 |
| Saves | 3 | 5 |
| Fouls | 7 | 13 |
| Offsides | 4 | 1 |
| Corner Kicks | 7 | 7 |

| Real Salt Lake | Pos | Min | Gls | Ast | Sh | SoT | YC | RC |
|-------------------|-----|------------|----------|----------|-----------|----------|----------|----------|
| Sebastián Jaime | FW | 90 | 0 | 0 | 3 | 0 | 0 | 0 |
| Olmes García | FW | 75 | 0 | 0 | 4 | 2 | 0 | 0 |
| Sebastián Saucedo | FW | 15 | 0 | 0 | 2 | 0 | 0 | 0 |
| Luis Silva | MF | 88 | 0 | 0 | 2 | 1 | 0 | 0 |
| Devon Sandoval | FW | 2 | 0 | 0 | 0 | 0 | 0 | 0 |
| Javier Morales | MF | 90 | 0 | 0 | 0 | 0 | 0 | 0 |
| Luke Mulholland | MF | 90 | 0 | 0 | 2 | 2 | 0 | 0 |
| Kyle Beckerman | MF | 90 | 0 | 0 | 1 | 0 | 0 | 0 |
| Demar Phillips | DF | 90 | 0 | 0 | 1 | 0 | 1 | 0 |
| Aaron Maund | DF | 90 | 0 | 0 | 0 | 0 | 0 | 0 |
| Jámison Olave | DF | 85 | 0 | 0 | 0 | 0 | 0 | 0 |
| Eliás Vásquez | DF | 5 | 0 | 0 | 0 | 0 | 0 | 0 |
| Tony Beltran | DF | 90 | 0 | 0 | 0 | 0 | 0 | 0 |
| Nick Rimando | GK | 90 | 0 | 0 | 0 | 0 | 0 | 0 |
| 14 Players | | 990 | 0 | 0 | 15 | 5 | 1 | 0 |

| Player | Min | SoTA | GA | Saves | Save% |
|--------------|-----|------|----|-------|-------|
| Nick Rimando | 90 | 4 | 1 | 3 | 75.0 |

| Portland Timbers | Pos | Min | Gls | Ast | Sh | SoT | YC | RC |
|--------------------|-----|------------|----------|----------|-----------|----------|----------|----------|
| Lucas Melano | FW | 64 | 0 | 0 | 1 | 0 | 0 | 0 |
| Maximiliano Urruti | FW | 26 | 0 | 0 | 2 | 1 | 0 | 0 |
| Rodney Wallace | MF | 90 | 0 | 0 | 0 | 0 | 0 | 0 |
| Darlington Nagbe | MF | 81 | 0 | 0 | 0 | 0 | 0 | 0 |
| Dairon Asprilla | MF | 9 | 0 | 0 | 0 | 0 | 0 | 0 |
| Diego Valeri | MF | 90 | 0 | 1 | 3 | 2 | 0 | 0 |
| Diego Chará | MF | 90 | 0 | 0 | 0 | 0 | 0 | 0 |
| Will Johnson | MF | 86 | 0 | 0 | 0 | 0 | 0 | 0 |
| Jack Jewsbury | MF | 4 | 0 | 0 | 0 | 0 | 0 | 0 |
| Jorge Villafaña | DF | 90 | 0 | 0 | 0 | 0 | 0 | 0 |
| Liam Ridgewell | DF | 90 | 0 | 0 | 0 | 0 | 1 | 0 |
| Nat Borchers | DF | 90 | 1 | 0 | 3 | 2 | 0 | 0 |
| Alvas Powell | DF | 90 | 0 | 0 | 1 | 0 | 0 | 0 |
| Adam Kwarasey | GK | 90 | 0 | 0 | 0 | 0 | 0 | 0 |
| 14 Players | | 990 | 1 | 1 | 10 | 5 | 1 | 0 |

| Player | Min | SoTA | GA | Saves | Save% |
|---------------|-----|------|----|-------|-------|
| Adam Kwarasey | 90 | 5 | 0 | 5 | 100.0 |

PORTLAND 2, HOUSTON 2 (DRAW)

August 21, 2015 at Providence Park in Portland, Oregon

| | | | | |
|----------|---|---|---|---|
| Houston | 2 | 0 | - | 2 |
| Portland | 0 | 2 | - | 2 |

SCORING

HOU - Garcia (Bruin) 40'

HOU - Bruin (Davies) 45'

POR - Nagbe (Melano) 76'

POR - Melano (Vaeri) 86'

CAUTIONS

HOU - Garcia 32'

HOU - Garrido 73'

POR - Chara (Red) 90+1'

| | POR | HOU |
|-----------------|-----|-----|
| Possession | 52% | 48% |
| Shots | 17 | 11 |
| Shots on Target | 7 | 3 |
| Saves | 1 | 5 |
| Fouls | 14 | 22 |
| Offsides | 0 | 0 |
| Corner Kicks | 29 | 9 |

| Portland Timbers | Pos | Min | Gls | Ast | Sh | SoT | YC | RC |
|-------------------|-----|------------|----------|----------|-----------|----------|----------|----------|
| Lucas Melano | FW | 90 | 1 | 1 | 2 | 2 | 0 | 0 |
| Rodney Wallace | MF | 56 | 0 | 0 | 1 | 0 | 0 | 0 |
| Fanendo Adi | FW | 34 | 0 | 0 | 2 | 0 | 0 | 0 |
| Darlington Nagbe | MF | 90 | 1 | 0 | 1 | 1 | 0 | 0 |
| Diego Valeri | MF | 90 | 0 | 1 | 4 | 1 | 0 | 0 |
| Will Johnson | MF | 90 | 0 | 0 | 4 | 2 | 0 | 0 |
| Diego Chará | MF | 89 | 0 | 0 | 0 | 0 | 0 | 1 |
| Jorge Villafaña | DF | 81 | 0 | 0 | 1 | 1 | 0 | 0 |
| Dairon Asprilla | FW | 9 | 0 | 0 | 0 | 0 | 0 | 0 |
| Liam Ridgewell | DF | 90 | 0 | 0 | 0 | 0 | 0 | 0 |
| Nat Borchers | DF | 90 | 0 | 0 | 1 | 0 | 0 | 0 |
| Alvas Powell | DF | 90 | 0 | 0 | 1 | 0 | 0 | 0 |
| Adam Kwarasey | GK | 90 | 0 | 0 | 0 | 0 | 0 | 0 |
| 13 Players | | 989 | 2 | 2 | 17 | 7 | 0 | 1 |

| Player | Min | SoTA | GA | Saves | Save% |
|---------------|-----|------|----|-------|-------|
| Adam Kwarasey | 90 | 3 | 2 | 1 | 33.3 |

| Houston Dynamo | Pos | Min | Gls | Ast | Sh | SoT | YC | RC |
|-------------------|-----|------------|----------|----------|-----------|----------|----------|----------|
| Will Bruin | FW | 71 | 1 | 1 | 4 | 2 | 0 | 0 |
| Erick Torres | FW | 19 | 0 | 0 | 1 | 0 | 0 | 0 |
| Brad Davis | MF | 88 | 0 | 1 | 2 | 0 | 0 | 0 |
| Leonel Miranda | MF | 2 | 0 | 0 | 0 | 0 | 0 | 0 |
| Alex | MF | 90 | 0 | 0 | 2 | 0 | 0 | 0 |
| Rasheed Olabiyi | MF | 60 | 0 | 0 | 1 | 0 | 0 | 0 |
| Nathan Sturgis | MF | 30 | 0 | 0 | 0 | 0 | 0 | 0 |
| Luis Garrido | MF | 90 | 0 | 0 | 0 | 0 | 1 | 0 |
| Boniek García | MF | 90 | 1 | 0 | 1 | 1 | 1 | 0 |
| Sheanon Williams | DF | 90 | 0 | 0 | 0 | 0 | 0 | 0 |
| Raúl Rodríguez | DF | 90 | 0 | 0 | 0 | 0 | 0 | 0 |
| David Horst | DF | 90 | 0 | 0 | 0 | 0 | 0 | 0 |
| Kofi Sarkodie | DF | 90 | 0 | 0 | 0 | 0 | 0 | 0 |
| Tyler Deric | GK | 90 | 0 | 0 | 0 | 0 | 0 | 0 |
| 14 Players | | 990 | 2 | 2 | 11 | 3 | 2 | 0 |

| Player | Min | SoTA | GA | Saves | Save% |
|-------------|-----|------|----|-------|-------|
| Tyler Deric | 90 | 7 | 2 | 5 | 71.4 |

SEATTLE 2, PORTLAND 1

August 30, 2015 at CenturyLink Field in Seattle, Washington

| | | | | |
|----------|---|---|---|---|
| Portland | 0 | 1 | - | 1 |
| Seattle | 2 | 0 | - | 2 |

SCORING

SEA - Martins 6'
SEA - Evans (PK) 42'
POR - Jewsbury (Valeri) 58'

CAUTIONS

SEA - Evans 24'
POR - Ridgewell 44'
SEA - Fisher 61'
POR - Valeri 69'
POR - Asprilla 83'

| | SEA | POR |
|-----------------|-----|-----|
| Possession | 51% | 49% |
| Shots | 6 | 20 |
| Shots on Target | 3 | 6 |
| Saves | 5 | 1 |
| Fouls | 12 | 17 |
| Offsides | 2 | 0 |
| Corner Kicks | 4 | 7 |

| Seattle Sounders | Pos | Min | Gls | Ast | Sh | SoT | YC | RC |
|------------------------|-----------|------------|----------|----------|----------|----------|----------|----------|
| Obafemi Martins | FW | 90 | 1 | 0 | 1 | 1 | 0 | 0 |
| Nelson Valdez | FW | 90 | 0 | 0 | 0 | 0 | 0 | 0 |
| Lamar Neagle | MF | 65 | 0 | 0 | 0 | 0 | 0 | 0 |
| Oswaldo Alonso | MF | 25 | 0 | 0 | 0 | 0 | 0 | 0 |
| Brad Evans | MF | 90 | 1 | 0 | 2 | 1 | 1 | 0 |
| Erik Friberg | MF | 78 | 0 | 0 | 0 | 0 | 0 | 0 |
| Gonzalo Pineda | MF | 12 | 0 | 0 | 0 | 0 | 0 | 0 |
| Marco Pappa | MF | 62 | 0 | 0 | 2 | 0 | 0 | 0 |
| Cristian Roldan | MF | 28 | 0 | 0 | 0 | 0 | 0 | 0 |
| Oniel Fisher | DF | 90 | 0 | 0 | 0 | 0 | 1 | 0 |
| Chad Marshall | DF | 90 | 0 | 0 | 0 | 0 | 0 | 0 |
| Román Torres | DF | 90 | 0 | 0 | 1 | 1 | 0 | 0 |
| Tyrone Mears | DF | 90 | 0 | 0 | 0 | 0 | 0 | 0 |
| Stefan Frei | GK | 90 | 0 | 0 | 0 | 0 | 0 | 0 |
| 14 Players | | 990 | 2 | 0 | 6 | 3 | 2 | 0 |

| Player | Min | SoTA | GA | Saves | Save% |
|-------------|-----|------|----|-------|-------|
| Stefan Frei | 90 | 6 | 1 | 5 | 83.3 |

| Portland Timbers | Pos | Min | Gls | Ast | Sh | SoT | YC | RC |
|---------------------------|-----------|------------|----------|----------|-----------|----------|----------|----------|
| Fanendo Adi | FW | 90 | 0 | 0 | 2 | 0 | 0 | 0 |
| Lucas Melano | MF | 82 | 0 | 0 | 4 | 2 | 0 | 0 |
| Maximiliano Urruti | FW | 8 | 0 | 0 | 0 | 0 | 0 | 0 |
| Darlington Nagbe | MF | 90 | 0 | 0 | 1 | 0 | 0 | 0 |
| Diego Valeri | MF | 90 | 0 | 1 | 4 | 2 | 1 | 0 |
| Jack Jewsbury | MF | 90 | 1 | 0 | 5 | 2 | 0 | 0 |
| George Fochive | MF | 77 | 0 | 0 | 1 | 0 | 0 | 0 |
| Dairon Asprilla | MF | 13 | 0 | 0 | 1 | 0 | 1 | 0 |
| Jorge Villafaña | DF | 82 | 0 | 0 | 0 | 0 | 0 | 0 |
| Rodney Wallace | DF | 8 | 0 | 0 | 0 | 0 | 0 | 0 |
| Liam Ridgewell | DF | 90 | 0 | 0 | 1 | 0 | 1 | 0 |
| Nat Borchers | DF | 90 | 0 | 0 | 0 | 0 | 0 | 0 |
| Alvas Powell | DF | 90 | 0 | 0 | 1 | 0 | 0 | 0 |
| Adam Kwarasey | GK | 90 | 0 | 0 | 0 | 0 | 0 | 0 |
| 14 Players | | 990 | 1 | 1 | 20 | 6 | 3 | 0 |

| Player | Min | SoTA | GA | Saves | Save% |
|---------------|-----|------|----|-------|-------|
| Adam Kwarasey | 90 | 3 | 2 | 1 | 66.7 |

PORTLAND 0, SPORTING KC 0 (DRAW)

September 9, 2015 at Providence Park in Portland, Oregon

| | | | | |
|-------------|---|---|---|---|
| Sporting KC | 0 | 0 | - | 0 |
| Portland | 0 | 0 | - | 0 |

SCORING

None

CAUTIONS

SKC - Nagamura 40'
POR - Melano 45+1'
SKC - Peterson 45+3'
SKC - Feilhaber 68'
SKC - Anor 90+4'

| | POR | SKC |
|-----------------|-----|-----|
| Possession | 48% | 52% |
| Shots | 18 | 8 |
| Shots on Target | 8 | 2 |
| Saves | 2 | 7 |
| Fouls | 17 | 19 |
| Offsides | 4 | 3 |
| Corner Kicks | 6 | 3 |

| Portland Timbers | Pos | Min | Gls | Ast | Sh | SoT | YC | RC |
|---------------------------|-----------|------------|----------|----------|-----------|----------|----------|----------|
| Fanendo Adi | FW | 72 | 0 | 0 | 3 | 3 | 0 | 0 |
| Dairon Asprilla | FW | 18 | 0 | 0 | 1 | 0 | 0 | 0 |
| Lucas Melano | MF | 82 | 0 | 0 | 5 | 3 | 1 | 0 |
| Maximiliano Urruti | FW | 8 | 0 | 0 | 2 | 1 | 0 | 0 |
| Darlington Nagbe | MF | 90 | 0 | 0 | 0 | 0 | 0 | 0 |
| Diego Valeri | MF | 90 | 0 | 0 | 2 | 1 | 0 | 0 |
| Jack Jewsbury | MF | 90 | 0 | 0 | 1 | 0 | 0 | 0 |
| George Fochive | MF | 82 | 0 | 0 | 0 | 0 | 0 | 0 |
| Rodney Wallace | MF | 8 | 0 | 0 | 0 | 0 | 0 | 0 |
| Jorge Villafaña | DF | 90 | 0 | 0 | 0 | 0 | 0 | 0 |
| Norberto Papparatto | DF | 90 | 0 | 0 | 2 | 0 | 0 | 0 |
| Nat Borchers | DF | 90 | 0 | 0 | 1 | 0 | 0 | 0 |
| Taylor Peay | DF | 90 | 0 | 0 | 1 | 0 | 0 | 0 |
| Adam Kwarasey | GK | 90 | 0 | 0 | 0 | 0 | 0 | 0 |
| 14 Players | | 990 | 0 | 0 | 18 | 8 | 1 | 0 |

| Player | Min | SoTA | GA | Saves | Save% |
|---------------|-----|------|----|-------|-------|
| Adam Kwarasey | 90 | 2 | 0 | 2 | 100.0 |

| Sporting KC | Pos | Min | Gls | Ast | Sh | SoT | YC | RC |
|------------------------|-----------|------------|----------|----------|----------|----------|----------|----------|
| Dom Dwyer | FW | 90 | 0 | 0 | 1 | 0 | 0 | 0 |
| Graham Zusi | FW | 90 | 0 | 0 | 2 | 0 | 0 | 0 |
| Jacob Peterson | FW | 74 | 0 | 0 | 1 | 1 | 1 | 0 |
| Bernardo Añor | MF | 16 | 0 | 0 | 0 | 0 | 1 | 0 |
| Benny Feilhaber | MF | 89 | 0 | 0 | 1 | 0 | 1 | 0 |
| Jordi Quintillà | MF | 1 | 0 | 0 | 0 | 0 | 0 | 0 |
| Soni Mustivar | MF | 90 | 0 | 0 | 0 | 0 | 0 | 0 |
| Paulo Nagamura | MF | 90 | 0 | 0 | 2 | 0 | 1 | 0 |
| Seth Sinovic | DF | 90 | 0 | 0 | 0 | 0 | 0 | 0 |
| Matt Besler | DF | 90 | 0 | 0 | 0 | 0 | 0 | 0 |
| Kevin Ellis | DF | 90 | 0 | 0 | 0 | 0 | 0 | 0 |
| Saad Abdul-Salaam | DF | 61 | 0 | 0 | 1 | 1 | 0 | 0 |
| Jalil Anibaba | DF | 29 | 0 | 0 | 0 | 0 | 0 | 0 |
| Tim Melia | GK | 90 | 0 | 0 | 0 | 0 | 0 | 0 |
| 14 Players | | 990 | 0 | 0 | 8 | 2 | 4 | 0 |

| Player | Min | SoTA | GA | Saves | Save% |
|-----------|-----|------|----|-------|-------|
| Tim Melia | 90 | 7 | 0 | 7 | 100.0 |

NY RED BULLS 2, PORTLAND 0

September 20, 2015 at Providence Park in Portland, Oregon

| | | | | |
|--------------|---|---|---|---|
| NY Red Bulls | 2 | 0 | - | 2 |
| Portland | 0 | 0 | - | 0 |

SCORING

NYR - Felipe (Lawrence) 43'
 NYR - Perrinelle (Kljestan) 45+2'

CAUTIONS

POR - Melano 8'

| | POR | NYR |
|-----------------|-----|-----|
| Possession | 48% | 52% |
| Shots | 17 | 20 |
| Shots on Target | 4 | 6 |
| Saves | 3 | 4 |
| Fouls | 13 | 12 |
| Offsides | 3 | 2 |
| Corner Kicks | 9 | 10 |

| Portland Timbers | Pos | Min | Gls | Ast | Sh | SoT | YC | RC |
|--------------------|-----|------------|----------|----------|-----------|----------|----------|----------|
| Maximiliano Urruti | FW | 55 | 0 | 0 | 1 | 0 | 0 | 0 |
| Fanendo Adi | FW | 35 | 0 | 0 | 4 | 2 | 0 | 0 |
| Lucas Melano | MF | 90 | 0 | 0 | 1 | 0 | 1 | 0 |
| Darlington Nagbe | MF | 90 | 0 | 0 | 2 | 0 | 0 | 0 |
| Diego Valeri | MF | 90 | 0 | 0 | 4 | 2 | 0 | 0 |
| Will Johnson | MF | 65 | 0 | 0 | 1 | 0 | 0 | 0 |
| Rodney Wallace | MF | 25 | 0 | 0 | 2 | 0 | 0 | 0 |
| Diego Chará | MF | 90 | 0 | 0 | 0 | 0 | 0 | 0 |
| Jorge Villafaña | DF | 90 | 0 | 0 | 0 | 0 | 0 | 0 |
| Liam Ridgewell | DF | 90 | 0 | 0 | 0 | 0 | 0 | 0 |
| Nat Borchers | DF | 90 | 0 | 0 | 1 | 0 | 0 | 0 |
| Alvas Powell | DF | 75 | 0 | 0 | 1 | 0 | 0 | 0 |
| Dairon Asprilla | FW | 15 | 0 | 0 | 0 | 0 | 0 | 0 |
| Adam Kwarasey | GK | 90 | 0 | 0 | 0 | 0 | 0 | 0 |
| 14 Players | | 990 | 0 | 0 | 17 | 4 | 1 | 0 |

| Player | Min | SoTA | GA | Saves | Save% |
|---------------|-----|------|----|-------|-------|
| Adam Kwarasey | 90 | 5 | 2 | 3 | 60.0 |

| NY Red Bulls | Pos | Min | Gls | Ast | Sh | SoT | YC | RC |
|-------------------------|-----|------------|----------|----------|-----------|----------|----------|----------|
| Bradley Wright-Phillips | FW | 90 | 0 | 0 | 3 | 1 | 0 | 0 |
| Shaun Wright-Phillips | MF | 66 | 0 | 0 | 5 | 0 | 0 | 0 |
| Mike Grella | MF | 24 | 0 | 0 | 1 | 1 | 0 | 0 |
| Gonzalo Verón | MF | 61 | 0 | 0 | 1 | 0 | 0 | 0 |
| Lloyd Sam | MF | 29 | 0 | 0 | 0 | 0 | 0 | 0 |
| Sacha Kljestan | MF | 90 | 0 | 1 | 0 | 0 | 0 | 0 |
| Sean Davis | MF | 90 | 0 | 0 | 2 | 0 | 0 | 0 |
| Felipe | MF | 90 | 1 | 0 | 2 | 1 | 0 | 0 |
| Kemar Lawrence | MF | 90 | 0 | 1 | 0 | 0 | 0 | 0 |
| Damien Perrinelle | DF | 90 | 1 | 0 | 4 | 2 | 0 | 0 |
| Matt Miazga | DF | 90 | 0 | 0 | 1 | 1 | 0 | 0 |
| Sal Zizzo | DF | 84 | 0 | 0 | 1 | 0 | 0 | 0 |
| Ronald Zubar | DF | 6 | 0 | 0 | 0 | 0 | 0 | 0 |
| Luis Robles | GK | 90 | 0 | 0 | 0 | 0 | 0 | 0 |
| 14 Players | | 990 | 2 | 2 | 20 | 6 | 0 | 0 |

| Player | Min | SoTA | GA | Saves | Save% |
|-------------|-----|------|----|-------|-------|
| Luis Robles | 90 | 4 | 0 | 4 | 100.0 |

PORTLAND 2, COLUMBUS 1

September 26, 2015 at MAPFRE Stadium in Columbus, Ohio

| | | | | |
|----------|---|---|---|---|
| Portland | 1 | 1 | - | 2 |
| Columbus | 1 | 0 | - | 1 |

SCORING

POR - Adi (Nagbe) 28'
 CLB - Kamra 43'
 POR - Adi (Wallace) 50'

CAUTIONS

POR - Chara 45+1'
 CLB - Higuain 88'
 POR - Fochive 90+2'
 POR - Kwarasey 90+5'

| | CLB | POR |
|-----------------|-----|-----|
| Possession | 59% | 41% |
| Shots | 11 | 13 |
| Shots on Target | 3 | 6 |
| Saves | 4 | 2 |
| Fouls | 9 | 19 |
| Offsides | 4 | 2 |
| Corner Kicks | 7 | 11 |

| Columbus Crew | Pos | Min | Gls | Ast | Sh | SoT | YC | RC |
|-------------------|-----|------------|----------|----------|-----------|----------|----------|----------|
| Kei Kamara | FW | 90 | 1 | 0 | 3 | 1 | 0 | 0 |
| Justin Meram | MF | 80 | 0 | 0 | 3 | 1 | 0 | 0 |
| Hector Jiménez | MF | 10 | 0 | 0 | 0 | 0 | 0 | 0 |
| Ethan Finlay | MF | 65 | 0 | 0 | 0 | 0 | 0 | 0 |
| Cedrick Mabwati | MF | 25 | 0 | 0 | 0 | 0 | 0 | 0 |
| Federico Higuain | MF | 90 | 0 | 0 | 4 | 0 | 1 | 0 |
| Tony Tchani | MF | 65 | 0 | 0 | 0 | 0 | 0 | 0 |
| Mohammed Saeid | MF | 25 | 0 | 0 | 0 | 0 | 0 | 0 |
| Wil Trapp | MF | 90 | 0 | 0 | 0 | 0 | 0 | 0 |
| Waylon Francis | DF | 90 | 0 | 0 | 1 | 1 | 0 | 0 |
| Tyson Wahl | DF | 90 | 0 | 0 | 0 | 0 | 0 | 0 |
| Michael Parkhurst | DF | 90 | 0 | 0 | 0 | 0 | 0 | 0 |
| Harrison Afful | DF | 90 | 0 | 0 | 0 | 0 | 0 | 0 |
| Steve Clark | GK | 90 | 0 | 0 | 0 | 0 | 0 | 0 |
| 14 Players | | 990 | 1 | 0 | 11 | 3 | 1 | 0 |

| Player | Min | SoTA | GA | Saves | Save% |
|-------------|-----|------|----|-------|-------|
| Steve Clark | 90 | 6 | 2 | 4 | 66.7 |

| Portland Timbers | Pos | Min | Gls | Ast | Sh | SoT | YC | RC |
|-------------------|-----|------------|----------|----------|-----------|----------|----------|----------|
| Fanendo Adi | FW | 74 | 2 | 0 | 4 | 3 | 0 | 0 |
| Lucas Melano | MF | 16 | 0 | 0 | 0 | 0 | 0 | 0 |
| Rodney Wallace | MF | 80 | 0 | 1 | 2 | 0 | 0 | 0 |
| Dairon Asprilla | MF | 10 | 0 | 0 | 0 | 0 | 0 | 0 |
| Darlington Nagbe | MF | 90 | 0 | 1 | 3 | 0 | 0 | 0 |
| Diego Valeri | MF | 86 | 0 | 0 | 3 | 2 | 0 | 0 |
| George Fochive | MF | 4 | 0 | 0 | 0 | 0 | 1 | 0 |
| Jack Jewsbury | MF | 90 | 0 | 0 | 0 | 0 | 0 | 0 |
| Diego Chará | MF | 90 | 0 | 0 | 1 | 1 | 1 | 0 |
| Jorge Villafaña | DF | 90 | 0 | 0 | 0 | 0 | 0 | 0 |
| Liam Ridgewell | DF | 90 | 0 | 0 | 0 | 0 | 0 | 0 |
| Nat Borchers | DF | 90 | 0 | 0 | 0 | 0 | 0 | 0 |
| Alvas Powell | DF | 90 | 0 | 0 | 0 | 0 | 0 | 0 |
| Adam Kwarasey | GK | 90 | 0 | 0 | 0 | 0 | 1 | 0 |
| 14 Players | | 990 | 2 | 2 | 13 | 6 | 3 | 0 |

| Player | Min | SoTA | GA | Saves | Save% |
|---------------|-----|------|----|-------|-------|
| Adam Kwarasey | 90 | 3 | 1 | 2 | 66.7 |

SPORTING KC 1, PORTLAND 0

October 3, 2015 at Providence Park in Portland, Oregon

| | | | | |
|-------------|---|---|---|---|
| Sporting KC | 0 | 1 | - | 1 |
| Portland | 0 | 0 | - | 0 |

SCORING

SKC - Nemeth (Zusi) 83'

CAUTIONS

POR - Adi 70'
SKC - Feilhaber 74'
POR - Valeri 80'
SKC - Melia 88'

| | POR | SKC |
|-----------------|-----|-----|
| Possession | 58% | 42% |
| Shots | 17 | 8 |
| Shots on Target | 6 | 4 |
| Saves | 3 | 6 |
| Fouls | 15 | 14 |
| Offsides | 5 | 1 |
| Corner Kicks | 6 | 2 |

| Portland Timbers | Pos | Min | Gls | Ast | Sh | SoT | YC | RC |
|--------------------|-----|------------|----------|----------|-----------|----------|----------|----------|
| Fanendo Adi | FW | 90 | 0 | 0 | 1 | 0 | 1 | 0 |
| Rodney Wallace | MF | 61 | 0 | 0 | 1 | 0 | 0 | 0 |
| Lucas Melano | MF | 29 | 0 | 0 | 4 | 1 | 0 | 0 |
| Darlington Nagbe | MF | 90 | 0 | 0 | 4 | 3 | 0 | 0 |
| Diego Valeri | MF | 90 | 0 | 0 | 4 | 2 | 1 | 0 |
| Jack Jewsbury | MF | 79 | 0 | 0 | 0 | 0 | 0 | 0 |
| Dairon Asprilla | MF | 11 | 0 | 0 | 0 | 0 | 0 | 0 |
| Diego Chará | MF | 90 | 0 | 0 | 0 | 0 | 0 | 0 |
| Jorge Villafaña | DF | 83 | 0 | 0 | 1 | 0 | 0 | 0 |
| Maximiliano Urruti | FW | 7 | 0 | 0 | 1 | 0 | 0 | 0 |
| Liam Ridgewell | DF | 90 | 0 | 0 | 0 | 0 | 0 | 0 |
| Nat Borchers | DF | 90 | 0 | 0 | 0 | 0 | 0 | 0 |
| Alvas Powell | DF | 90 | 0 | 0 | 1 | 0 | 0 | 0 |
| Adam Kwarasey | GK | 90 | 0 | 0 | 0 | 0 | 0 | 0 |
| 14 Players | | 990 | 0 | 0 | 17 | 6 | 2 | 0 |

| Player | Min | SoTA | GA | Saves | Save% |
|---------------|-----|------|----|-------|-------|
| Adam Kwarasey | 90 | 4 | 1 | 3 | 75.0 |

| Sporting KC | Pos | Min | Gls | Ast | Sh | SoT | YC | RC |
|-------------------|-----|------------|----------|----------|----------|----------|----------|----------|
| Jacob Peterson | FW | 72 | 0 | 0 | 0 | 0 | 0 | 0 |
| Krisztián Németh | FW | 18 | 1 | 0 | 1 | 1 | 0 | 0 |
| Bernardo Añor | FW | 90 | 0 | 0 | 3 | 0 | 0 | 0 |
| Connor Hallisey | MF | 45 | 0 | 0 | 0 | 0 | 0 | 0 |
| Graham Zusi | DF | 45 | 0 | 1 | 1 | 0 | 0 | 0 |
| Mikey Lopez | MF | 90 | 0 | 0 | 1 | 1 | 0 | 0 |
| Benny Feilhaber | MF | 90 | 0 | 0 | 0 | 0 | 1 | 0 |
| Jordi Quintillà | MF | 90 | 0 | 0 | 1 | 1 | 0 | 0 |
| Amadou Dia | DF | 90 | 0 | 0 | 0 | 0 | 0 | 0 |
| Matt Besler | DF | 90 | 0 | 0 | 0 | 0 | 0 | 0 |
| Kevin Ellis | DF | 79 | 0 | 0 | 0 | 0 | 0 | 0 |
| Erik Palmer-Brown | DF | 11 | 0 | 0 | 0 | 0 | 0 | 0 |
| Saad Abdul-Salaam | DF | 90 | 0 | 0 | 1 | 1 | 0 | 0 |
| Tim Melia | GK | 90 | 0 | 0 | 0 | 0 | 1 | 0 |
| 14 Players | | 972 | 1 | 1 | 8 | 4 | 2 | 0 |

| Player | Min | SoTA | GA | Saves | Save% |
|-----------|-----|------|----|-------|-------|
| Tim Melia | 90 | 6 | 0 | 6 | 100.0 |

PORTLAND 1, REAL SALT LAKE 0

October 14, 2015 at Rio Tinto Stadium in Sandy, Utah

| | | | | |
|----------------|---|---|---|---|
| Portland | 0 | 1 | - | 1 |
| Real Salt Lake | 0 | 0 | - | 0 |

SCORING

POR - Adi (PK) 54'

CAUTIONS

POR - Powell 28'
RSL - Olave (Red) 52'
POR - Fochive 72'
RSL - Glad 81'
POR - Urruti 89'

| | RSL | POR |
|-----------------|-----|-----|
| Possession | 60% | 40% |
| Shots | 7 | 15 |
| Shots on Target | 2 | 5 |
| Saves | 4 | 2 |
| Fouls | 13 | 12 |
| Offsides | 3 | 5 |
| Corner Kicks | 5 | 0 |

| Real Salt Lake | Pos | Min | Gls | Ast | Sh | SoT | YC | RC |
|----------------------|-----|------------|----------|----------|----------|----------|----------|----------|
| Sebastián Jaime | FW | 55 | 0 | 0 | 0 | 0 | 0 | 0 |
| Justen Glad | DF | 35 | 0 | 0 | 1 | 0 | 1 | 0 |
| Joao Plata | MF | 48 | 0 | 0 | 2 | 0 | 0 | 0 |
| Luis Silva | MF | 42 | 0 | 0 | 0 | 0 | 0 | 0 |
| Juan Manuel Martínez | MF | 90 | 0 | 0 | 0 | 0 | 0 | 0 |
| Javier Morales | MF | 90 | 0 | 0 | 2 | 2 | 0 | 0 |
| Kyle Beckerman | MF | 90 | 0 | 0 | 1 | 0 | 0 | 0 |
| Luke Mulholland | MF | 90 | 0 | 0 | 0 | 0 | 0 | 0 |
| Tony Beltran | DF | 90 | 0 | 0 | 0 | 0 | 0 | 0 |
| Aaron Maund | DF | 90 | 0 | 0 | 0 | 0 | 0 | 0 |
| Jámison Olave | DF | 51 | 0 | 0 | 0 | 0 | 0 | 1 |
| Jordan Allen | DF | 74 | 0 | 0 | 0 | 0 | 0 | 0 |
| Olmes García | FW | 16 | 0 | 0 | 1 | 0 | 0 | 0 |
| Nick Rimando | GK | 90 | 0 | 0 | 0 | 0 | 0 | 0 |
| 14 Players | | 951 | 0 | 0 | 7 | 2 | 1 | 1 |

| Player | Min | SoTA | GA | Saves | Save% |
|--------------|-----|------|----|-------|-------|
| Nick Rimando | 90 | 5 | 1 | 4 | 100.0 |

| Portland Timbers | Pos | Min | Gls | Ast | Sh | SoT | YC | RC |
|--------------------|-----|------------|----------|----------|-----------|----------|----------|----------|
| Fanendo Adi | FW | 90 | 1 | 0 | 4 | 3 | 0 | 0 |
| Rodney Wallace | FW | 90 | 0 | 0 | 2 | 1 | 0 | 0 |
| Lucas Melano | FW | 62 | 0 | 0 | 1 | 0 | 0 | 0 |
| George Fochive | MF | 28 | 0 | 0 | 0 | 0 | 1 | 0 |
| Darlington Nagbe | MF | 89 | 0 | 0 | 2 | 0 | 0 | 0 |
| Michael Nanchoff | MF | 1 | 0 | 0 | 0 | 0 | 0 | 0 |
| Diego Chará | MF | 90 | 0 | 0 | 2 | 1 | 0 | 0 |
| Diego Valeri | MF | 84 | 0 | 0 | 4 | 0 | 0 | 0 |
| Maximiliano Urruti | FW | 6 | 0 | 0 | 0 | 0 | 1 | 0 |
| Jorge Villafaña | DF | 90 | 0 | 0 | 0 | 0 | 0 | 0 |
| Liam Ridgewell | DF | 90 | 0 | 0 | 0 | 0 | 0 | 0 |
| Nat Borchers | DF | 90 | 0 | 0 | 0 | 0 | 0 | 0 |
| Alvas Powell | DF | 90 | 0 | 0 | 0 | 0 | 1 | 0 |
| Adam Kwarasey | GK | 90 | 0 | 0 | 0 | 0 | 0 | 0 |
| 14 Players | | 990 | 1 | 0 | 15 | 5 | 3 | 0 |

| Player | Min | SoTA | GA | Saves | Save% |
|---------------|-----|------|----|-------|-------|
| Adam Kwarasey | 90 | 2 | 0 | 2 | 100.0 |

PORTLAND 5, LOS ANGELES 2

October 18, 2015 at StubHub Center in Carson, California

| | | | | |
|-------------|---|---|---|---|
| Portland | 0 | 5 | - | 5 |
| Los Angeles | 1 | 1 | - | 2 |

SCORING

LA - Keane (Vitor Junior) 36'
 POR - Adi (Melano) 65'
 POR - Adi (PK) 68'
 POR - Chara (Wallace) 74'
 LA - Keane (Villarreal) 84'
 POR - Nagbe (Urruti) 85'
 POR - Urruti (Villafana) 90'

CAUTIONS

LA - Gargan 67'
 LA - Leonardo 77'
 POR - Villafana 81'

| | LA | POR |
|-----------------|-----|-----|
| Possession | 51% | 49% |
| Shots | 13 | 18 |
| Shots on Target | 6 | 5 |
| Saves | 0 | 4 |
| Fouls | 10 | 11 |
| Offsides | 1 | 2 |
| Corner Kicks | 3 | 5 |

| LA Galaxy | Pos | Min | Gls | Ast | Sh | SoT | YC | RC |
|--------------------|-----|------------|----------|----------|-----------|----------|----------|----------|
| Giovani dos Santos | FW | 90 | 0 | 0 | 3 | 1 | 0 | 0 |
| Robbie Keane | FW | 90 | 2 | 0 | 3 | 2 | 0 | 0 |
| Sebastian Lletget | MF | 68 | 0 | 0 | 2 | 1 | 0 | 0 |
| Jose Villarreal | MF | 22 | 0 | 1 | 0 | 0 | 0 | 0 |
| Steven Gerrard | MF | 90 | 0 | 0 | 1 | 0 | 0 | 0 |
| Vitor Junior | MF | 79 | 0 | 1 | 0 | 0 | 0 | 0 |
| Mika Väyrynen | MF | 11 | 0 | 0 | 1 | 0 | 0 | 0 |
| Gyasi Zardes | MF | 90 | 0 | 0 | 1 | 0 | 0 | 0 |
| Robbie Rogers | DF | 90 | 0 | 0 | 1 | 1 | 0 | 0 |
| Leonardo | DF | 90 | 0 | 0 | 1 | 1 | 1 | 0 |
| Omar Gonzalez | DF | 90 | 0 | 0 | 0 | 0 | 0 | 0 |
| Dan Gargan | DF | 80 | 0 | 0 | 0 | 0 | 1 | 0 |
| Edson Buddle | FW | 10 | 0 | 0 | 0 | 0 | 0 | 0 |
| Donovan Ricketts | GK | 90 | 0 | 0 | 0 | 0 | 0 | 0 |
| 14 Players | | 990 | 2 | 2 | 13 | 6 | 2 | 0 |

| Player | Min | SoTA | GA | Saves | Save% |
|------------------|-----|------|----|-------|-------|
| Donovan Ricketts | 90 | 5 | 5 | 0 | 20.0 |

| Portland Timbers | Pos | Min | Gls | Ast | Sh | SoT | YC | RC |
|--------------------|-----|------------|----------|----------|-----------|----------|----------|----------|
| Fanendo Adi | FW | 82 | 2 | 0 | 3 | 2 | 0 | 0 |
| Maximiliano Urruti | FW | 8 | 1 | 1 | 1 | 1 | 0 | 0 |
| Rodney Wallace | FW | 90 | 0 | 1 | 3 | 0 | 0 | 0 |
| Lucas Melano | MF | 71 | 0 | 1 | 1 | 0 | 0 | 0 |
| George Fochive | MF | 19 | 0 | 0 | 0 | 0 | 0 | 0 |
| Darlington Nagbe | MF | 90 | 1 | 0 | 1 | 1 | 0 | 0 |
| Diego Chará | MF | 90 | 1 | 0 | 2 | 1 | 0 | 0 |
| Diego Valeri | MF | 89 | 0 | 0 | 3 | 0 | 0 | 0 |
| Norberto Paparatto | DF | 1 | 0 | 0 | 0 | 0 | 0 | 0 |
| Jorge Villafaña | DF | 90 | 0 | 1 | 0 | 0 | 1 | 0 |
| Liam Ridgewell | DF | 90 | 0 | 0 | 3 | 0 | 0 | 0 |
| Nat Borchers | DF | 90 | 0 | 0 | 1 | 0 | 0 | 0 |
| Taylor Peay | DF | 90 | 0 | 0 | 0 | 0 | 0 | 0 |
| Adam Kwarasey | GK | 90 | 0 | 0 | 0 | 0 | 0 | 0 |
| 14 Players | | 990 | 5 | 4 | 18 | 5 | 1 | 0 |

| Player | Min | SoTA | GA | Saves | Save% |
|---------------|-----|------|----|-------|-------|
| Adam Kwarasey | 90 | 6 | 2 | 4 | 66.7 |

PORTLAND 4, COLORADO 1

October 25, 2015 at Providence Park in Portland, Oregon

| | | | | |
|----------|---|---|---|---|
| Colorado | 1 | 0 | - | 1 |
| Portland | 2 | 2 | - | 4 |

SCORING

POR - Nagbe 5'
 COL - Badji 13'
 POR - Nagbe 33'
 POR - Villafana (Nagbe) 63'
 POR - Adi 88'

CAUTIONS

POR - Powell 24'
 COL - Powers 40'
 COL - Pittinari 44'
 POR - Melano 53'

| | POR | COL |
|-----------------|-----|-----|
| Possession | 51% | 49% |
| Shots | 13 | 18 |
| Shots on Target | 6 | 5 |
| Saves | 0 | 4 |
| Fouls | 10 | 11 |
| Offsides | 0 | 0 |
| Corner Kicks | 1 | 5 |

| Portland Timbers | Pos | Min | Gls | Ast | Sh | SoT | YC | RC |
|--------------------|-----|------------|----------|----------|----------|----------|----------|----------|
| Fanendo Adi | FW | 90 | 1 | 0 | 2 | 2 | 0 | 0 |
| Lucas Melano | MF | 63 | 0 | 1 | 0 | 0 | 1 | 0 |
| Dairon Asprilla | MF | 27 | 0 | 1 | 1 | 0 | 0 | 0 |
| Rodney Wallace | MF | 90 | 0 | 0 | 0 | 0 | 0 | 0 |
| Darlington Nagbe | MF | 86 | 2 | 1 | 3 | 2 | 0 | 0 |
| Maximiliano Urruti | FW | 4 | 0 | 0 | 0 | 0 | 0 | 0 |
| George Fochive | MF | 90 | 0 | 0 | 1 | 0 | 0 | 0 |
| Diego Chará | MF | 49 | 0 | 0 | 0 | 0 | 0 | 0 |
| Jack Jewsbury | MF | 41 | 0 | 0 | 0 | 0 | 0 | 0 |
| Jorge Villafaña | DF | 90 | 1 | 0 | 1 | 1 | 0 | 0 |
| Liam Ridgewell | DF | 90 | 0 | 0 | 1 | 0 | 0 | 0 |
| Nat Borchers | DF | 90 | 0 | 0 | 0 | 0 | 0 | 0 |
| Alvas Powell | DF | 90 | 0 | 0 | 0 | 0 | 1 | 0 |
| Adam Kwarasey | GK | 90 | 0 | 0 | 0 | 0 | 0 | 0 |
| 14 Players | | 990 | 4 | 3 | 9 | 5 | 2 | 0 |

| Player | Min | SoTA | GA | Saves | Save% |
|---------------|-----|------|----|-------|-------|
| Adam Kwarasey | 90 | 2 | 1 | 1 | 50.0 |

| Colorado Rapids | Pos | Min | Gls | Ast | Sh | SoT | YC | RC |
|-------------------|-----|------------|----------|----------|----------|----------|----------|----------|
| Kevin Doyle | FW | 90 | 0 | 0 | 1 | 0 | 0 | 0 |
| Dominique Badji | MF | 90 | 1 | 0 | 1 | 1 | 0 | 0 |
| Luis Solignac | MF | 78 | 0 | 0 | 1 | 0 | 0 | 0 |
| Vicente Sánchez | FW | 12 | 0 | 0 | 1 | 0 | 0 | 0 |
| Dillon Powers | MF | 69 | 0 | 0 | 1 | 0 | 1 | 0 |
| Juan Ramírez | MF | 21 | 0 | 0 | 1 | 0 | 0 | 0 |
| Lucas Pittinari | MF | 90 | 0 | 0 | 1 | 0 | 1 | 0 |
| Marcelo Sarvas | MF | 90 | 0 | 0 | 0 | 0 | 0 | 0 |
| Maynor Figueroa | DF | 90 | 0 | 0 | 2 | 1 | 0 | 0 |
| Axel Sjöberg | DF | 90 | 0 | 0 | 0 | 0 | 0 | 0 |
| Sean St Ledger | DF | 90 | 0 | 0 | 0 | 0 | 0 | 0 |
| Marlon Hairston | DF | 90 | 0 | 0 | 0 | 0 | 0 | 0 |
| Zac MacMath | GK | 90 | 0 | 0 | 0 | 0 | 0 | 0 |
| 13 Players | | 990 | 1 | 0 | 9 | 2 | 2 | 0 |

| Player | Min | SoTA | GA | Saves | Save% |
|-------------|-----|------|----|-------|-------|
| Zac MacMath | 90 | 5 | 4 | 1 | 20.0 |

PORTLAND 2, SPORTING KC 2 (PK 7-6)

October 29, 2015 at Providence Park in Portland, Oregon

| | | | | | | |
|-------------|---|---|---|---|---|-----|
| Sporting KC | 0 | 1 | 1 | - | 2 | (6) |
| Portland | 0 | 1 | 1 | - | 2 | (7) |

SCORING

POR - Wallace (Valeri) 57'
 SKC - Ellis (Zusi) 87'
 SKC - Nemeth (Dia) 96'
 POR - Urruti (Asprilla) 118'

CAUTIONS

SKC - Ellis 11'
 SKC - Dwyer 35'
 POR - Ridgewell 38'
 POR - Wallace 69'
 SKC - Nemeth 76'
 SKC - Dia 76'
 KC - Abdul-Salaam 93'
 POR - Fochive 107'
 POR - Valeri 115'

PENALTY KICKS

| | |
|----------------------|-------------------------|
| POR-Valeri (Miss) | SKC-Feilhaber (Good) |
| POR-Borchers (Good) | SKC-Dwyer (Miss) |
| POR-Ridgewell (Good) | SKC-Zusi (Good) |
| POR-Jewsbury (Miss) | SKC-Besler (Miss) |
| POR-Urruti (Good) | SKC-Nagamura (Good) |
| POR-Villafana (Miss) | SKC-Ellis (Miss) |
| POR-Asprilla (Good) | SKC-Mustivar (Good) |
| POR-Nagbe (Good) | SKC-Peterson (Good) |
| POR-Powell (Miss) | SKC-Abdul-Salaam (Miss) |
| POR-Fochive (Good) | SKC-Dia (Good) |
| POR-Kawarsey (Good) | SKC-Kempin (Miss) |

| | POR | SKC |
|-----------------|-----|-----|
| Possession | 49% | 51% |
| Shots | 15 | 9 |
| Shots on Target | 5 | 3 |
| Saves | 1 | 3 |
| Fouls | 24 | 24 |
| Offsides | 6 | 4 |
| Corner Kicks | 9 | 6 |

| Portland Timbers | Pos | Min | Gls | Ast | Sh | SoT | YC | RC |
|--------------------|-----|--------------|----------|----------|-----------|----------|----------|----------|
| Fanendo Adi | FW | 104 | 0 | 0 | 0 | 0 | 0 | 0 |
| Maximiliano Urruti | FW | 16 | 1 | 0 | 1 | 1 | 0 | 0 |
| Rodney Wallace | FW | 98 | 1 | 0 | 4 | 2 | 1 | 0 |
| Dairon Asprilla | FW | 22 | 0 | 1 | 0 | 0 | 0 | 0 |
| Lucas Melano | FW | 84 | 0 | 0 | 3 | 0 | 0 | 0 |
| George Fochive | MF | 36 | 0 | 0 | 0 | 0 | 1 | 0 |
| Darlington Nagbe | MF | 120 | 0 | 0 | 3 | 1 | 0 | 0 |
| Jack Jewsbury | MF | 120 | 0 | 0 | 1 | 0 | 0 | 0 |
| Diego Valeri | MF | 120 | 0 | 1 | 0 | 0 | 1 | 0 |
| Jorge Villafaña | DF | 120 | 0 | 0 | 0 | 0 | 0 | 0 |
| Liam Ridgewell | DF | 120 | 0 | 0 | 1 | 1 | 1 | 0 |
| Nat Borchers | DF | 120 | 0 | 0 | 2 | 0 | 0 | 0 |
| Alvas Powell | DF | 120 | 0 | 0 | 0 | 0 | 0 | 0 |
| Adam Kwarasey | GK | 120 | 0 | 0 | 0 | 0 | 0 | 0 |
| 14 Players | | 1,320 | 2 | 2 | 15 | 5 | 4 | 0 |

| Player | Min | SoTA | GA | Saves | Save% |
|---------------|-----|------|----|-------|-------|
| Adam Kwarasey | 120 | 3 | 2 | 1 | 33.3 |

| Sporting KC | Pos | Min | Gls | Ast | Sh | SoT | YC | RC |
|-------------------|-----|--------------|----------|----------|----------|----------|----------|----------|
| Dom Dwyer | FW | 120 | 0 | 0 | 4 | 0 | 1 | 0 |
| Krisztián Németh | FW | 109 | 1 | 0 | 3 | 2 | 1 | 0 |
| Jacob Peterson | FW | 11 | 0 | 0 | 0 | 0 | 0 | 0 |
| Graham Zusi | FW | 120 | 0 | 1 | 0 | 0 | 0 | 0 |
| Benny Feilhaber | MF | 120 | 0 | 0 | 1 | 0 | 0 | 0 |
| Soni Mustivar | MF | 120 | 0 | 0 | 0 | 0 | 0 | 0 |
| Paulo Nagamura | MF | 120 | 0 | 0 | 0 | 0 | 0 | 0 |
| Amadou Dia | DF | 120 | 0 | 1 | 0 | 0 | 1 | 0 |
| Matt Besler | DF | 120 | 0 | 0 | 0 | 0 | 0 | 0 |
| Kevin Ellis | DF | 120 | 1 | 0 | 1 | 1 | 1 | 0 |
| Saad Abdul-Salaam | DF | 120 | 0 | 0 | 0 | 0 | 1 | 0 |
| Tim Melia | GK | 82 | 0 | 0 | 0 | 0 | 0 | 0 |
| Jon Kempin | GK | 38 | 0 | 0 | 0 | 0 | 0 | 0 |
| 13 Players | | 1,320 | 2 | 2 | 9 | 3 | 5 | 0 |

| Player | Min | SoTA | GA | Saves | Save% |
|------------|-----|------|----|-------|-------|
| Tim Melia | 83 | 2 | 1 | 1 | 50.0 |
| Jon Kempin | 37 | 3 | 1 | 2 | 66.7 |

PORTLAND 0, VANCOUVER 0 (DRAW)

November 1, 2015 at Providence Park in Portland, Oregon

| | | | | |
|-----------|---|---|---|---|
| Vancouver | 0 | 0 | - | 0 |
| Portland | 0 | 0 | - | 0 |

SCORING

None

CAUTIONS

POR - Melano 44'
 VAN - Koffie 45+1'

| | POR | VAN |
|-----------------|-----|-----|
| Possession | 59% | 41% |
| Shots | 11 | 10 |
| Shots on Target | 6 | 3 |
| Saves | 3 | 6 |
| Fouls | 10 | 8 |
| Offsides | 2 | 0 |
| Corner Kicks | 5 | 4 |

| Portland Timbers | Pos | Min | Gls | Ast | Sh | SoT | YC | RC |
|--------------------|-----|------------|----------|----------|-----------|----------|----------|----------|
| Fanendo Adi | FW | 70 | 0 | 0 | 1 | 1 | 0 | 0 |
| Maximiliano Urruti | FW | 20 | 0 | 0 | 2 | 1 | 0 | 0 |
| Rodney Wallace | MF | 90 | 0 | 0 | 1 | 0 | 0 | 0 |
| Lucas Melano | MF | 60 | 0 | 0 | 1 | 1 | 1 | 0 |
| Dairon Asprilla | MF | 30 | 0 | 0 | 1 | 0 | 0 | 0 |
| Diego Valeri | MF | 90 | 0 | 0 | 2 | 2 | 0 | 0 |
| Jack Jewsbury | MF | 90 | 0 | 0 | 0 | 0 | 0 | 0 |
| Darlington Nagbe | MF | 90 | 0 | 0 | 2 | 0 | 0 | 0 |
| Jorge Villafaña | DF | 90 | 0 | 0 | 0 | 0 | 0 | 0 |
| Liam Ridgewell | DF | 90 | 0 | 0 | 1 | 1 | 0 | 0 |
| Nat Borchers | DF | 90 | 0 | 0 | 0 | 0 | 0 | 0 |
| Alvas Powell | DF | 90 | 0 | 0 | 0 | 0 | 0 | 0 |
| Jake Gleeson | GK | 90 | 0 | 0 | 0 | 0 | 0 | 0 |
| 13 Players | | 990 | 0 | 0 | 11 | 6 | 1 | 0 |

| Player | Min | SoTA | GA | Saves | Save% |
|--------------|-----|------|----|-------|-------|
| Jake Gleeson | 90 | 3 | 0 | 3 | 100.0 |

| Vancouver | Pos | Min | Gls | Ast | Sh | SoT | YC | RC |
|-------------------|-----|------------|----------|----------|-----------|----------|----------|----------|
| Octavio Rivero | FW | 87 | 0 | 0 | 3 | 0 | 0 | 0 |
| Darren Mattocks | FW | 3 | 0 | 0 | 0 | 0 | 0 | 0 |
| Kekuta Manneh | MF | 76 | 0 | 0 | 3 | 2 | 0 | 0 |
| Pedro Morales | MF | 14 | 0 | 0 | 0 | 0 | 0 | 0 |
| Cristian Techera | MF | 90 | 0 | 0 | 1 | 0 | 0 | 0 |
| Gershon Koffie | MF | 62 | 0 | 0 | 2 | 1 | 1 | 0 |
| Mauro Rosales | MF | 28 | 0 | 0 | 0 | 0 | 0 | 0 |
| Russell Teibert | MF | 90 | 0 | 0 | 0 | 0 | 0 | 0 |
| Matías Laba | MF | 90 | 0 | 0 | 0 | 0 | 0 | 0 |
| Jordan Harvey | DF | 90 | 0 | 0 | 0 | 0 | 0 | 0 |
| Tim Parker | DF | 90 | 0 | 0 | 1 | 0 | 0 | 0 |
| Kendall Waston | DF | 90 | 0 | 0 | 0 | 0 | 0 | 0 |
| Steven Beitashour | DF | 90 | 0 | 0 | 0 | 0 | 0 | 0 |
| David Ousted | GK | 90 | 0 | 0 | 0 | 0 | 0 | 0 |
| 14 Players | | 990 | 0 | 0 | 10 | 3 | 1 | 0 |

| Player | Min | SoTA | GA | Saves | Save% |
|--------------|-----|------|----|-------|-------|
| David Ousted | 90 | 6 | 0 | 6 | 100.0 |

PORTLAND 2, VANCOUVER 0

November 8, 2015 at BC Place in Vancouver, British Columbia

| | | | | |
|-----------|---|---|---|---|
| Portland | 1 | 1 | - | 2 |
| Vancouver | 0 | 0 | - | 0 |

SCORING

POR - Adi 31'
 POR - Chara 90+4'

CAUTIONS

| | VAN | POR |
|-----------------|-----|-----|
| Possession | 47% | 53% |
| Shots | 12 | 14 |
| Shots on Target | 2 | 5 |
| Saves | 3 | 2 |
| Fouls | 18 | 21 |
| Offsides | 0 | 1 |
| Corner Kicks | 5 | 4 |

| Vancouver | Pos | Min | Gls | Ast | Sh | SoT | YC | RC |
|-------------------|-----|------------|----------|----------|-----------|----------|----------|----------|
| Octavio Rivero | FW | 90 | 0 | 0 | 4 | 1 | 1 | 0 |
| Kekuta Manneh | MF | 25 | 0 | 0 | 2 | 0 | 0 | 0 |
| Mauro Rosales | MF | 65 | 0 | 0 | 0 | 0 | 0 | 0 |
| Cristian Techera | MF | 90 | 0 | 0 | 1 | 0 | 0 | 0 |
| Pedro Morales | MF | 90 | 0 | 0 | 1 | 0 | 0 | 0 |
| Matías Laba | MF | 90 | 0 | 0 | 0 | 0 | 0 | 0 |
| Gershon Koffie | MF | 62 | 0 | 0 | 1 | 0 | 0 | 0 |
| Darren Mattocks | FW | 28 | 0 | 0 | 0 | 0 | 0 | 0 |
| Jordan Harvey | DF | 90 | 0 | 0 | 1 | 0 | 0 | 0 |
| Tim Parker | DF | 90 | 0 | 0 | 0 | 0 | 0 | 0 |
| Kendall Waston | DF | 90 | 0 | 0 | 0 | 0 | 0 | 0 |
| Steven Beitashour | DF | 81 | 0 | 0 | 0 | 0 | 1 | 0 |
| Robert Earnshaw | FW | 9 | 0 | 0 | 2 | 1 | 0 | 0 |
| David Ousted | GK | 90 | 0 | 0 | 0 | 0 | 0 | 0 |
| 14 Players | | 990 | 0 | 0 | 12 | 2 | 2 | 0 |

| Player | Min | SoTA | GA | Saves | Save% |
|--------------|-----|------|----|-------|-------|
| David Ousted | 90 | 5 | 2 | 3 | 60.0 |

| Portland Timbers | Pos | Min | Gls | Ast | Sh | SoT | YC | RC |
|---------------------|-----|------------|----------|----------|-----------|----------|----------|----------|
| Fanendo Adi | FW | 90 | 1 | 1 | 2 | 1 | 0 | 0 |
| Rodney Wallace | FW | 79 | 0 | 0 | 1 | 0 | 1 | 0 |
| Lucas Melano | FW | 11 | 0 | 0 | 0 | 0 | 0 | 0 |
| Dairon Asprilla | FW | 90 | 0 | 0 | 1 | 0 | 0 | 0 |
| Darlington Nagbe | MF | 90 | 0 | 0 | 2 | 0 | 0 | 0 |
| Diego Chará | MF | 90 | 1 | 0 | 1 | 1 | 0 | 0 |
| Diego Valeri | MF | 83 | 0 | 1 | 7 | 3 | 1 | 0 |
| Jack Jewsbury | MF | 7 | 0 | 0 | 0 | 0 | 0 | 0 |
| Jorge Villafaña | DF | 66 | 0 | 0 | 0 | 0 | 0 | 0 |
| Norberto Papparatto | DF | 24 | 0 | 0 | 0 | 0 | 0 | 0 |
| Liam Ridgewell | DF | 90 | 0 | 0 | 0 | 0 | 0 | 0 |
| Nat Borchers | DF | 90 | 0 | 0 | 0 | 0 | 0 | 0 |
| Alvas Powell | DF | 90 | 0 | 0 | 0 | 0 | 0 | 0 |
| Adam Kwarasey | GK | 90 | 0 | 0 | 0 | 0 | 0 | 0 |
| 14 Players | | 990 | 2 | 2 | 14 | 5 | 2 | 0 |

| Player | Min | SoTA | GA | Saves | Save% |
|---------------|-----|------|----|-------|-------|
| Adam Kwarasey | 90 | 2 | 0 | 2 | 100.0 |

PORTLAND 3, FC DALLAS 1

November 22, 2015 at Providence Park in Portland, Oregon

| | | | | |
|-----------|---|---|---|---|
| FC Dallas | 0 | 1 | - | 1 |
| Portland | 1 | 2 | - | 3 |

SCORING

POR - Ridgewell (Asprilla) 23'
 POR - Asprilla 53'
 DAL - Teixeira (Watson) 62'
 POR - Borchers 90+1'

CAUTIONS

POR - Villafana 38'
 POR - Chara 78'
 DAL - Acosta 86'

| | POR | DAL |
|-----------------|-----|-----|
| Possession | 53% | 47% |
| Shots | 14 | 11 |
| Shots on Target | 8 | 5 |
| Saves | 4 | 6 |
| Fouls | 14 | 13 |
| Offsides | 1 | 1 |
| Corner Kicks | 8 | 4 |

| Portland Timbers | Pos | Min | Gls | Ast | Sh | SoT | YC | RC |
|---------------------|-----|------------|----------|----------|-----------|----------|----------|----------|
| Fanendo Adi | FW | 84 | 0 | 0 | 0 | 0 | 0 | 0 |
| Maximiliano Urruti | FW | 6 | 0 | 0 | 1 | 1 | 0 | 0 |
| Lucas Melano | MF | 89 | 0 | 0 | 3 | 1 | 0 | 0 |
| Will Johnson | MF | 1 | 0 | 0 | 0 | 0 | 0 | 0 |
| Dairon Asprilla | MF | 90 | 1 | 1 | 3 | 2 | 0 | 0 |
| Darlington Nagbe | MF | 90 | 0 | 0 | 1 | 0 | 0 | 0 |
| Diego Chará | MF | 90 | 0 | 0 | 0 | 0 | 1 | 0 |
| Jack Jewsbury | MF | 90 | 0 | 0 | 0 | 0 | 0 | 0 |
| Jorge Villafaña | DF | 90 | 0 | 0 | 0 | 0 | 1 | 0 |
| Liam Ridgewell | DF | 60 | 1 | 0 | 1 | 1 | 0 | 0 |
| Norberto Papparatto | DF | 30 | 0 | 0 | 1 | 1 | 0 | 0 |
| Nat Borchers | DF | 90 | 1 | 0 | 2 | 2 | 0 | 0 |
| Alvas Powell | DF | 90 | 0 | 0 | 2 | 0 | 0 | 0 |
| Adam Kwarasey | GK | 90 | 0 | 0 | 0 | 0 | 0 | 0 |
| 14 Players | | 990 | 3 | 1 | 14 | 8 | 2 | 0 |

| Player | Min | SoTA | GA | Saves | Save% |
|---------------|-----|------|----|-------|-------|
| Adam Kwarasey | 90 | 5 | 1 | 4 | 80.0 |

| FC Dallas | Pos | Min | Gls | Ast | Sh | SoT | YC | RC |
|-------------------|-----|------------|----------|----------|-----------|----------|----------|----------|
| David Teixeira | FW | 76 | 1 | 0 | 2 | 1 | 0 | 0 |
| Blas Pérez | FW | 14 | 0 | 0 | 0 | 0 | 0 | 0 |
| Fabián Castillo | MF | 90 | 0 | 0 | 1 | 1 | 0 | 0 |
| Michael Barrios | MF | 84 | 0 | 0 | 1 | 0 | 0 | 0 |
| Tesho Akindele | MF | 6 | 0 | 0 | 1 | 0 | 0 | 0 |
| Mauro Díaz | MF | 90 | 0 | 0 | 4 | 2 | 0 | 0 |
| Kellyn Acosta | MF | 90 | 0 | 0 | 1 | 1 | 1 | 0 |
| Victor Ulloa | MF | 90 | 0 | 0 | 0 | 0 | 0 | 0 |
| Ryan Hollingshead | DF | 90 | 0 | 0 | 1 | 0 | 0 | 0 |
| Matt Hedges | DF | 90 | 0 | 0 | 0 | 0 | 0 | 0 |
| Zach Loyd | DF | 90 | 0 | 0 | 0 | 0 | 0 | 0 |
| Je-Vaughn Watson | DF | 90 | 0 | 1 | 0 | 0 | 0 | 0 |
| Jesse Gonzalez | GK | 90 | 0 | 0 | 0 | 0 | 0 | 0 |
| 13 Players | | 990 | 1 | 1 | 11 | 5 | 1 | 0 |

| Player | Min | SoTA | GA | Saves | Save% |
|----------------|-----|------|----|-------|-------|
| Jesse Gonzalez | 90 | 8 | 3 | 6 | 62.5 |

FC DALLAS 2, PORTLAND 2 (DRAW)

November 29, 2015 at Toyota Stadium in Frisco, Texas

| | | | | |
|-----------|---|---|---|---|
| Portland | 0 | 2 | - | 2 |
| FC Dallas | 0 | 2 | - | 2 |

SCORING

POR - Adi (Velari) 54'
 DAL - Hollingshead (Diaz) 68'
 DAL - Perez 73'
 POR - Melano 90+5'

CAUTIONS

POR - Chara 72'
 DAL - Acosta 80'

| | DAL | POR |
|-----------------|-----|-----|
| Possession | 55% | 45% |
| Shots | 13 | 7 |
| Shots on Target | 3 | 3 |
| Saves | 1 | 1 |
| Fouls | 14 | 17 |
| Offsides | 0 | 2 |
| Corner Kicks | 7 | 4 |

| FC Dallas | Pos | Min | Gls | Ast | Sh | SoT | YC | RC |
|-----------------------|-----------|------------|----------|----------|-----------|----------|----------|----------|
| David Teixeira | FW | 65 | 0 | 0 | 1 | 1 | 0 | 0 |
| Blas Pérez | FW | 25 | 1 | 0 | 3 | 1 | 0 | 0 |
| Fabián Castillo | MF | 90 | 0 | 0 | 2 | 0 | 0 | 0 |
| Michael Barrios | MF | 90 | 0 | 0 | 1 | 0 | 0 | 0 |
| Mauro Díaz | MF | 90 | 0 | 1 | 1 | 0 | 0 | 0 |
| Kellyn Acosta | MF | 90 | 0 | 0 | 1 | 0 | 1 | 0 |
| Victor Ulloa | MF | 55 | 0 | 0 | 0 | 0 | 0 | 0 |
| Tesho Akindele | MF | 35 | 0 | 0 | 0 | 0 | 0 | 0 |
| Ryan Hollingshead | DF | 85 | 1 | 0 | 2 | 1 | 0 | 0 |
| Michel | DF | 5 | 0 | 0 | 1 | 0 | 0 | 0 |
| Matt Hedges | DF | 90 | 0 | 0 | 0 | 0 | 0 | 0 |
| Walker Zimmerman | DF | 90 | 0 | 0 | 1 | 0 | 0 | 0 |
| Je-Vaughn Watson | DF | 90 | 0 | 0 | 0 | 0 | 0 | 0 |
| Jesse Gonzalez | GK | 90 | 0 | 0 | 0 | 0 | 0 | 0 |
| 14 Players | | 990 | 2 | 1 | 13 | 3 | 1 | 0 |

| Player | Min | SoTA | GA | Saves | Save% |
|----------------|-----|------|----|-------|-------|
| Jesse Gonzalez | 90 | 3 | 2 | 1 | 33.3 |

| Portland Timbers | Pos | Min | Gls | Ast | Sh | SoT | YC | RC |
|---------------------------|-----------|------------|----------|----------|----------|----------|----------|----------|
| Fanendo Adi | FW | 84 | 1 | 0 | 2 | 1 | 0 | 0 |
| Maximiliano Urruti | FW | 6 | 0 | 0 | 0 | 0 | 0 | 0 |
| Rodney Wallace | FW | 89 | 0 | 0 | 2 | 0 | 0 | 0 |
| Lucas Melano | FW | 1 | 1 | 0 | 1 | 1 | 0 | 0 |
| Dairon Asprilla | FW | 68 | 0 | 0 | 2 | 1 | 0 | 0 |
| Jack Jewsbury | MF | 22 | 0 | 0 | 0 | 0 | 0 | 0 |
| Darlington Nagbe | MF | 90 | 0 | 0 | 0 | 0 | 0 | 0 |
| Diego Chará | MF | 90 | 0 | 0 | 0 | 0 | 1 | 0 |
| Diego Valeri | MF | 90 | 0 | 1 | 0 | 0 | 0 | 0 |
| Jorge Villafaña | DF | 90 | 0 | 0 | 0 | 0 | 0 | 0 |
| Norberto Paparatto | DF | 90 | 0 | 0 | 0 | 0 | 0 | 0 |
| Nat Borchers | DF | 90 | 0 | 0 | 0 | 0 | 0 | 0 |
| Alvas Powell | DF | 90 | 0 | 0 | 0 | 0 | 0 | 0 |
| Adam Kwarasey | GK | 90 | 0 | 0 | 0 | 0 | 0 | 0 |
| 14 Players | | 990 | 2 | 1 | 7 | 3 | 1 | 0 |

| Player | Min | SoTA | GA | Saves | Save% |
|---------------|-----|------|----|-------|-------|
| Adam Kwarasey | 90 | 3 | 2 | 1 | 33.3 |

PORTLAND 2, COLUMBUS 1

December 6, 2015 at MAPFRE Stadium in Columbus, Ohio

| | | | | |
|----------|---|---|---|---|
| Portland | 2 | 0 | - | 2 |
| Columbus | 1 | 0 | - | 1 |

SCORING

POR - Valeri 1'
 POR - Wallace (Melano) 7'
 CLB - Kamara (Higuain) 18'

CAUTIONS

CLB - Afful 34'
 POR - Powell 65'
 CLB - Saeid 90+3'
 POR - Valeri 90+3'

| | CLB | POR |
|-----------------|-----|-----|
| Possession | 61% | 39% |
| Shots | 9 | 12 |
| Shots on Target | 1 | 8 |
| Saves | 5 | 0 |
| Fouls | 9 | 12 |
| Offsides | 3 | 0 |
| Corner Kicks | 4 | 9 |

| Columbus Crew | Pos | Min | Gls | Ast | Sh | SoT | YC | RC |
|------------------------|-----------|------------|----------|----------|----------|----------|----------|----------|
| Kei Kamara | FW | 90 | 1 | 0 | 1 | 1 | 0 | 0 |
| Justin Meram | MF | 78 | 0 | 0 | 1 | 0 | 0 | 0 |
| Mohammed Saeid | MF | 12 | 0 | 0 | 0 | 0 | 1 | 0 |
| Ethan Finlay | MF | 62 | 0 | 0 | 1 | 0 | 0 | 0 |
| Cedrick Mabwati | MF | 28 | 0 | 0 | 0 | 0 | 0 | 0 |
| Federico Higuain | MF | 90 | 0 | 1 | 2 | 0 | 0 | 0 |
| Wil Trapp | MF | 90 | 0 | 0 | 1 | 0 | 0 | 0 |
| Tony Tchani | MF | 71 | 0 | 0 | 0 | 0 | 0 | 0 |
| Jack McInerney | FW | 19 | 0 | 0 | 1 | 0 | 0 | 0 |
| Waylon Francis | DF | 90 | 0 | 0 | 2 | 0 | 0 | 0 |
| Gastón Sauro | DF | 90 | 0 | 0 | 0 | 0 | 0 | 0 |
| Michael Parkhurst | DF | 90 | 0 | 0 | 0 | 0 | 0 | 0 |
| Harrison Afful | DF | 90 | 0 | 0 | 0 | 0 | 1 | 0 |
| Steve Clark | GK | 90 | 0 | 0 | 0 | 0 | 0 | 0 |
| 14 Players | | 990 | 1 | 1 | 9 | 1 | 2 | 0 |

| Player | Min | SoTA | GA | Saves | Save% |
|-------------|-----|------|----|-------|-------|
| Steve Clark | 90 | 8 | 2 | 5 | 75.0 |

| Portland Timbers | Pos | Min | Gls | Ast | Sh | SoT | YC | RC |
|---------------------------|-----------|------------|----------|----------|-----------|----------|----------|----------|
| Fanendo Adi | FW | 89 | 0 | 0 | 5 | 3 | 0 | 0 |
| Maximiliano Urruti | FW | 1 | 0 | 0 | 0 | 0 | 0 | 0 |
| Rodney Wallace | FW | 89 | 1 | 0 | 2 | 2 | 0 | 0 |
| Jack Jewsbury | MF | 1 | 0 | 0 | 0 | 0 | 0 | 0 |
| Lucas Melano | FW | 58 | 0 | 1 | 1 | 0 | 0 | 0 |
| Dairon Asprilla | MF | 32 | 0 | 0 | 0 | 0 | 0 | 0 |
| Diego Valeri | MF | 90 | 1 | 0 | 2 | 2 | 1 | 0 |
| Diego Chará | MF | 90 | 0 | 0 | 0 | 0 | 0 | 0 |
| Darlington Nagbe | MF | 90 | 0 | 0 | 1 | 0 | 0 | 0 |
| Jorge Villafaña | DF | 90 | 0 | 0 | 0 | 0 | 0 | 0 |
| Liam Ridgewell | DF | 90 | 0 | 0 | 0 | 0 | 0 | 0 |
| Nat Borchers | DF | 90 | 0 | 0 | 1 | 1 | 0 | 0 |
| Alvas Powell | DF | 90 | 0 | 0 | 0 | 0 | 1 | 0 |
| Adam Kwarasey | GK | 90 | 0 | 0 | 0 | 0 | 0 | 0 |
| 14 Players | | 990 | 2 | 1 | 12 | 8 | 2 | 0 |

| Player | Min | SoTA | GA | Saves | Save% |
|---------------|-----|------|----|-------|-------|
| Adam Kwarasey | 90 | 1 | 1 | 0 | 0.0 |

